

The Expected Cardiovascular Benefit of Plasma Cholesterol Lowering with or Without LDL-C Targets in Healthy Individuals at Higher Cardiovascular Risk

Fernando Henpin Yue Cesena,¹ Antonio Gabriele Laurinavicius,¹ Viviane A. Valente,¹ Raquel D. Conceição,¹ Raul D. Santos,^{1,2} Marcio S. Bittencourt,^{1,3}

Hospital Israelita Albert Einstein;¹ Instituto do Coração (InCor) - Faculdade de Medicina da Universidade de São Paulo;² Hospital Universitário da Universidade de São Paulo;³ São Paulo, SP – Brazil

Abstract

Background: There is controversy whether management of blood cholesterol should be based or not on LDL-cholesterol (LDL-c) target concentrations.

Objectives: To compare the estimated impact of different lipid-lowering strategies, based or not on LDL-c targets, on the risk of major cardiovascular events in a population with higher cardiovascular risk.

Methods: We included consecutive individuals undergoing a routine health screening in a single center who had a 10-year risk for atherosclerotic cardiovascular disease (ASCVD) $\geq 7.5\%$ (pooled cohort equations, ACC/AHA, 2013). For each individual, we simulated two strategies based on LDL-c target (≤ 100 mg/dL [$S_{\text{target-100}}$] or ≤ 70 mg/dL [$S_{\text{target-70}}$]) and two strategies based on percent LDL-c reduction (30% [$S_{30\%}$] or 50% [$S_{50\%}$]).

Results: In 1,897 subjects (57 ± 7 years, 96% men, 10-year ASCVD risk $13.7 \pm 7.1\%$), LDL-c would be lowered from 141 ± 33 mg/dL to 99 ± 23 mg/dL in $S_{30\%}$, 71 ± 16 mg/dL in $S_{50\%}$, 98 ± 9 mg/dL in $S_{\text{target-100}}$ and 70 ± 2 mg/dL in $S_{\text{target-70}}$. Ten-year ASCVD risk would be reduced to $8.8 \pm 4.8\%$ in $S_{50\%}$ and $8.9 \pm 5.2\%$ in $S_{\text{target-70}}$. The number of major cardiovascular events prevented in 10 years per 1,000 individuals would be 32 in $S_{30\%}$, 31 in $S_{\text{target-100}}$, 49 in $S_{50\%}$ and 48 in $S_{\text{target-70}}$. Compared with $S_{\text{target-70}}$, $S_{50\%}$ would prevent more events in the lower LDL-c tertile and fewer events in the higher LDL-c tertile.

Conclusions: The more aggressive lipid-lowering approaches simulated in this study, based on LDL-c target or percent reduction, may potentially prevent approximately 50% more hard cardiovascular events in the population compared with the less intensive treatments. Baseline LDL-c determines which strategy (based or not on LDL-c target) is more appropriate at the individual level. (Arq Bras Cardiol. 2017; 108(6):518-525)

Keywords: Cholesterol, HDL / blood; Cholesterol, LDL / blood; Hypercholesterolemia / blood; Risk Factors; Coronary Artery Disease.

Introduction

Lowering low-density lipoprotein-cholesterol (LDL-c) levels is a well-established way to reduce the risk of cardiovascular events¹ and more aggressive LDL-c lowering strategies are recommended for subjects at higher risk.²⁻⁷ However, risk stratification, as well as recommendations for the management of blood cholesterol, differs across different guidelines.²⁻⁷

The latest documents from the European Society of Cardiology (ESC),³ European Atherosclerosis Society (EAS),⁴ National Lipid Association (NLA),⁵ Canadian Cardiovascular

Society,⁶ and the Atherosclerosis Department of the Brazilian Society of Cardiology⁷ maintain the long-standing principle of establishing LDL-c target concentrations according to the absolute risk of cardiovascular events.

In 2013, however, the American College of Cardiology (ACC)/American Heart Association (AHA) cholesterol management guidelines changed this concept, abolishing the historical LDL-c targets and recommending statin prescription, at moderate or high intensity, according to the predicted absolute risk of events.²

Whether we should pursue LDL-c target levels or prescribe fixed-dose statins aiming at a percent LDL-c reduction is a subject of debate. Moreover, there is no consensus on how aggressive the lipid-lowering strategies should be at different risk levels, and the incremental benefit of more aggressive therapies should be counterbalanced by higher risk of adverse events and higher costs.

In order to address these issues, the purpose of this study was to compare the estimated impact of different cholesterol-lowering strategies on the risk of major cardiovascular events in

Mailing Address: Fernando Henpin Yue Cesena •

Avenida Brasil, 953. Postal Code 01431-000, Jardim América, São Paulo, SP – Brazil

E-mail: fernando.cesena@einstein.br, cesenaf@gmail.com

Manuscript received August 16, 2016, revised manuscript January 19, 2017, accepted January 19, 2017

DOI: 10.5935/abc.20170089

healthy subjects considered to be at higher cardiovascular risk. Specifically, we simulated cholesterol-lowering approaches at different intensities and based on LDL-c target or fixed percent reduction.

Methods

Subjects and estimation of cardiovascular risk

Participants were selected from a large database of individuals undergoing a routine health screening at the Preventive Medicine Center of the Hospital Israelita Albert Einstein, São Paulo, Brazil, from January 2006 to June 2013. Data were prospectively collected from consecutive predominantly healthy individuals who underwent interview with a clinician, physical examination, treadmill stress test, and blood collection, among several procedures, as described elsewhere.⁸ History of cardiovascular events and current use of medication were verified. Fasting blood glucose and lipids were performed, among other tests. LDL-c was calculated using the Friedewald equation,⁹ except for the cases in which the triglyceride level was higher than 400 mg/dL, when LDL-c was measured by a direct method.

We included subjects with a calculated 10-year risk for atherosclerotic cardiovascular disease (ASCVD) $\geq 7.5\%$, according to the 2013 ACC/AHA risk calculator derived from the pooled cohort equations.¹⁰ This quantitative risk assessment method predicts the 10-year risk of developing a first cardiovascular event, defined as nonfatal myocardial infarction, coronary heart disease death, or fatal or nonfatal stroke, among people without cardiovascular disease.¹⁰

Exclusion criteria were as follows:

- individuals in secondary prevention, defined as history of clinical ASCVD, subclinical ASCVD deemed significant by the assistant physician, or aortic aneurysm;
- current use of lipid-lowering medication;
- presence of variable(s) out of the recommended range to use the pooled cohort equations: age < 40 years or > 79 years, total cholesterol < 130 mg/dL (3.4 mmol/L) or > 320 mg/dL (8.3 mmol/L), high-density lipoprotein-cholesterol (HDL-c) < 20 mg/dL (0.5 mmol/L) or > 100 mg/dL (2.6 mmol/L), or systolic blood pressure < 90 mmHg or > 200 mmHg;
- missing data not allowing calculations needed for risk estimation or predicted cardiovascular benefit.

The study was approved by the Research Ethics Committee of the Hospital Israelita Albert Einstein, São Paulo, Brazil (CAAE: 53641916.9.0000.0071).

Simulated strategies and assumptions

For every subject, two strategies based on LDL-c target ($S_{\text{target-100}}$ and $S_{\text{target-70}}$) and two based on fixed percent LDL-c reduction ($S_{30\%}$ and $S_{50\%}$) were simulated. Table 1 depicts the simulated treatments and the expected final LDL-c after the adoption of each strategy. In the strategies with LDL-c target, to reflect the common clinical practice, it was assumed that

medication would be prescribed only if LDL-c was at least 20% higher than the target, and drug therapy would reduce LDL-c by at least 30%. In the strategies based on percent reduction, medication would be prescribed only if baseline LDL-c was ≥ 70 mg/dL (1.8 mmol/L), as recommended by the 2013 ACC/AHA guideline.²

Estimation of cardiovascular risk reduction

The expected variation in LDL-c allowed us to estimate the absolute cardiovascular risk reduction for every individual in each of the simulated strategies. For these calculations, we considered a 22% relative risk reduction (risk ratio [RR] equal to 0.78) in major cardiovascular events for each 39 mg/dL (1 mmol/L) of LDL-c lowered, based on the Cholesterol Treatment Trialists' (CTT) Collaboration meta-analysis.¹ Accordingly, if LDL-c lowers 78 mg/dL (2 mmol/L), the relative risk reduces 39% ($RR = 0.78 \times 0.78 = 0.61$). If LDL-c lowers 117 mg/dL (3 mmol/L), the relative risk is expected to reduce 53% ($RR = 0.78 \times 0.78 \times 0.78 = 0.47$).¹ Therefore, the final cardiovascular risk was given by the following formula:

$$\text{final cardiovascular risk} = \text{baseline cardiovascular risk} \times 0.78^n,$$

where n is the amount of LDL-c reduction expressed in mmol/L and the baseline cardiovascular risk is the ASCVD risk derived from the pooled cohort equations.¹⁰ Contemporary risk calculators and cost-effectiveness studies also use CTT results in order to estimate the benefits of lipid-lowering therapy.¹¹⁻¹⁴

The number of events prevented in 10 years per 1,000 individuals assigned to a simulated strategy was calculated by dividing 1,000 by the number needed to treat (NNT), which was calculated directly as the reciprocal of the absolute difference between the baseline and the final cardiovascular risks. Calculations were also performed for subgroups defined by baseline LDL-c concentration.

Statistical analyses

Categorical variables were expressed as proportions and the chi-square test was used in the comparisons. Continuous variables were assumed to have a normal distribution due to the large sample size and were expressed as means and standard deviations. The different strategies for cholesterol reduction were compared by multilevel mixed effects models with Bonferroni's adjustment for multiple comparisons. Analyses were carried out with the use of the Stata software, version 13.0. P values < 0.05 were considered statistically significant.

Results

Study population

From an initial population of 24,874 individuals, we first excluded 171 (0.7%) subjects with history of clinical ASCVD, significant subclinical ASCVD or aortic aneurysm. Among 24,712 individuals in primary prevention of ASCVD,

Table 1 – Simulated treatments and the expected final LDL-c, according to strategies and baseline LDL-c

Strategy	Baseline LDL-c	Treatment	Final LDL-c
$S_{30\%}$	< 70 mg/dL (1.8 mmol/L)	None	= baseline LDL-c
	≥ 70 mg/dL	30% LDL-c reduction	= baseline LDL-c – 30%
$S_{50\%}$	< 70 mg/dL (1.8 mmol/L)	None	= baseline LDL-c
	≥ 70 mg/dL	50% LDL-c reduction	= baseline LDL-c – 50%
$S_{\text{target-100}}$	< 120 mg/dL (3.1 mmol/L)	None	= baseline LDL-c
	≥ 120 mg/dL	≥ 30% LDL-c reduction	= baseline LDL-c – 30% or 100 mg/dL (2.6 mmol/L)*
$S_{\text{target-70}}$	< 84 mg/dL (2.2 mmol/L)	None	= baseline LDL-c
	≥ 84 mg/dL	≥ 30% LDL-c reduction	= baseline LDL-c – 30% or 70 mg/dL (1.8 mmol/L)*

* The lower value was considered.

we excluded 22,156 (89.7%) subjects with a 10-year risk for ASCVD < 7.5%. From the remaining 2,556 individuals, all of them with a 10-year risk for ASCVD ≥ 7.5%, we excluded 545 (21.3%) on current use of lipid-lowering drugs. The final study population consisted of 1,897 individuals (7.6% of the initial population, Figure 1).

Baseline characteristics

Table 2 shows the baseline characteristics of the study subjects. The mean age was 57 ± 7 years, 96% were men, mainly white, and the mean 10-year ASCVD risk was 13.7 ± 7.1%.

Medication use

According to the LDL-c thresholds to prescribe medication showed in Table 1, the percentage of individuals receiving a lipid-lowering drug would be 99% in strategies $S_{30\%}$ and $S_{50\%}$, 74% in $S_{\text{target-100}}$ and 96% in $S_{\text{target-70}}$ ($p < 0.001$).

LDL-c and absolute cardiovascular risk predicted reductions

The mean LDL-c achieved in the population would be significantly lower if participants were subjected to any of the more aggressive strategies ($S_{50\%}$ or $S_{\text{target-70}}$), compared with the less intensive approaches ($S_{30\%}$ and $S_{\text{target-100}}$) (Figure 2A). The adoption of $S_{50\%}$ and $S_{\text{target-70}}$ would result in numerically comparable mean LDL-c in the population (71 ± 16 mg/dL [1.8 ± 0.4 mmol/L] and 70 ± 2 mg/dL [1.8 ± 0.1 mmol/L], respectively, $p = 0.039$). Also, the final mean LDL-c in the population would be comparable in $S_{30\%}$ and $S_{\text{target-100}}$ (99 ± 23 mg/dL [2.6 ± 0.6 mmol/L] and 98 ± 9 mg/dL [2.5 ± 0.2 mmol/L], respectively, $p = 0.171$). Of note, the distribution pattern of LDL-c in the population would be very different according to the strategy, with a wider distribution in the approaches based on percent reduction, compared with the modalities based on target concentration (Figure 2A).

In parallel to LDL-c reduction, $S_{50\%}$ and $S_{\text{target-70}}$ would similarly decrease the average population cardiovascular risk (to 8.8 ± 4.8% and 8.9 ± 5.2%, respectively, $p = 1.000$), whereas both $S_{30\%}$ and $S_{\text{target-100}}$ would reduce the mean cardiovascular risk to a comparable level (10.5 ± 5.6% and 10.6 ± 6.1%, respectively, $p = 0.090$). The expected final cardiovascular risk in the more aggressive strategies would be significantly lower than the risk predicted in the less intensive approaches (Figure 2B).

The number of major cardiovascular events prevented in 10 years per 1,000 individuals assigned to the strategy would be 32 in $S_{30\%}$, 31 in $S_{\text{target-100}}$, 49 in $S_{50\%}$ and 48 in $S_{\text{target-70}}$.

Despite resulting in similar mean values of final LDL-c and cardiovascular risk, the more aggressive strategies ($S_{50\%}$ and $S_{\text{target-70}}$) would be quite different depending on the way blood cholesterol is managed in the population. Indeed, the percentage of individuals achieving LDL-c ≤ 70 mg/dL (1.8 mmol/L) would be 98% in $S_{\text{target-70}}$, but only 49% in $S_{50\%}$ ($p < 0.001$). On the other hand, while 99% of the subjects would lower LDL-c by 50% in $S_{50\%}$, this proportion would be only 52% in $S_{\text{target-70}}$ ($p < 0.001$).

Influence of baseline LDL-c on the predicted absolute risk reduction

The superiority of a strategy based on LDL-c target over percent reduction, or vice-versa, is expected to be dependent on the baseline LDL-c.

In the intermediate LDL-c tertile of our population, $S_{30\%}$ and $S_{\text{target-100}}$ would prevent a comparable number of events, whereas $S_{50\%}$ and $S_{\text{target-70}}$ would also be similarly effective in reducing cardiovascular events (Figure 3). The more aggressive strategies would prevent approximately 50% more hard cardiovascular events than the less intensive modalities (Figure 3).

Subjects with lower LDL-c would benefit more from $S_{30\%}$ than from $S_{\text{target-100}}$, and more from $S_{50\%}$ than from $S_{\text{target-70}}$. In the lower LDL-c tertile, compared with $S_{\text{target-70}}$, $S_{50\%}$ would prevent 39% more hard cardiovascular events (Figure 3).

In individuals with higher LDL-c, $S_{\text{target-100}}$ would prevent more events than $S_{30\%}$ and $S_{\text{target-70}}$ would prevent 13% more cardiovascular events compared with $S_{50\%}$ (Figure 3).

Discussion

The present study highlights relevant aspects of the management of blood cholesterol in individuals at higher cardiovascular risk: (1) the cardiovascular benefit in the population would be similar for a strategy based on a 50% LDL-c reduction or targeting LDL-c ≤ 70 mg/dL (1.8 mmol/L); (2) the cardiovascular benefit would also be similar for a strategy based on a 30% LDL-c reduction or targeting LDL-c ≤ 100 mg/dL (2.6 mmol/L); (3) LDL-c lowering strategies based on target level or percent reduction

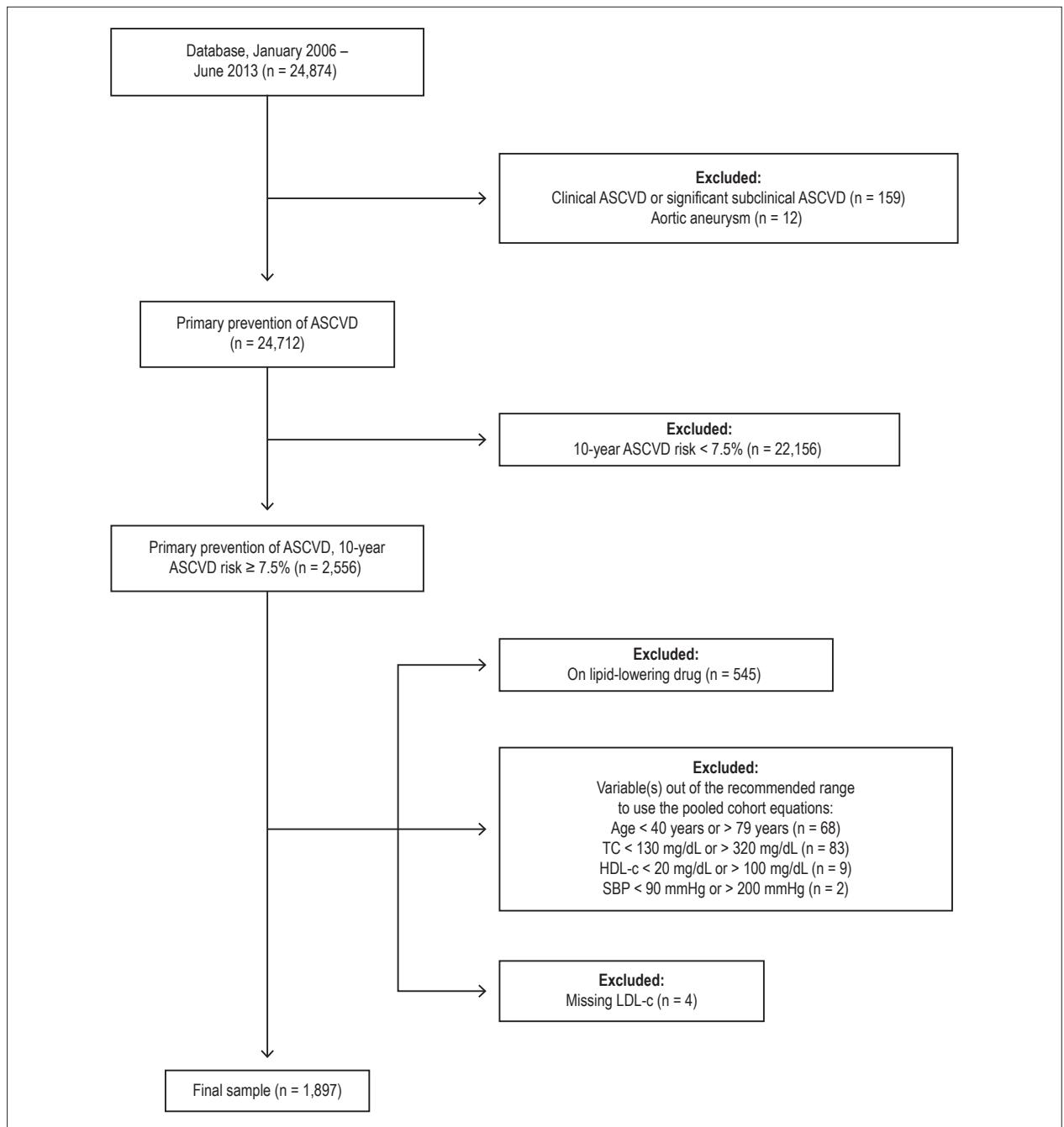


Figure 1 – Schematic flowchart depicting included and excluded subjects. ASCVD: atherosclerotic cardiovascular disease; SBP: systolic blood pressure; TC: total cholesterol.

may promote similar overall cardiovascular benefit despite resulting in different LDL-c distribution patterns in the population; (4) the more aggressive modalities (based on a 50% LDL-c reduction or targeting LDL-c \leq 70 mg/dL) would prevent approximately 50% more hard cardiovascular events compared with the less intensive treatments; (5) baseline LDL-c determines which modality of treatment (based on target concentration or percent reduction) would prevent more cardiovascular events.

Since the publication of the 2013 ACC/AHA cholesterol management guidelines² recommending a switch from a treat-to-target approach to a statin dose-based strategy, intense debate has taken place both inside and outside the USA.^{15–17} In the absence of randomized clinical trials directly comparing the outcome of different strategies, with or without LDL-c target concentrations, simulations may be of value to provide information that may help guide therapy and develop guidelines.

Table 2 – Baseline characteristics of participants

Characteristic	Value
Male gender	1,827 (96)
Age, years	57 ± 7
Total cholesterol, mg/dL (mmol/L)	221 ± 36 (5.7 ± 0.9)
LDL-c, mg/dL (mmol/L)	141 ± 33 (3.6 ± 0.9)
HDL-c, mg/dL (mmol/L)	43 ± 10 (1.1 ± 0.3)
Triglycerides, mg/dL (mmol/L)	190 ± 120 (2.1 ± 1.4)
Blood glucose, mg/dL (mmol/L)	102 ± 29 (5.7 ± 1.6)
Diabetes mellitus	208 (11)
Arterial hypertension	749 (40)
Smoking	590 (31)
BMI, kg/m ²	28.4 ± 4.0
10-year ASCVD risk, %	13.7 ± 7.1

Values are expressed as mean ± SD or n (%). BMI: body mass index; ASCVD: atherosclerotic cardiovascular disease.

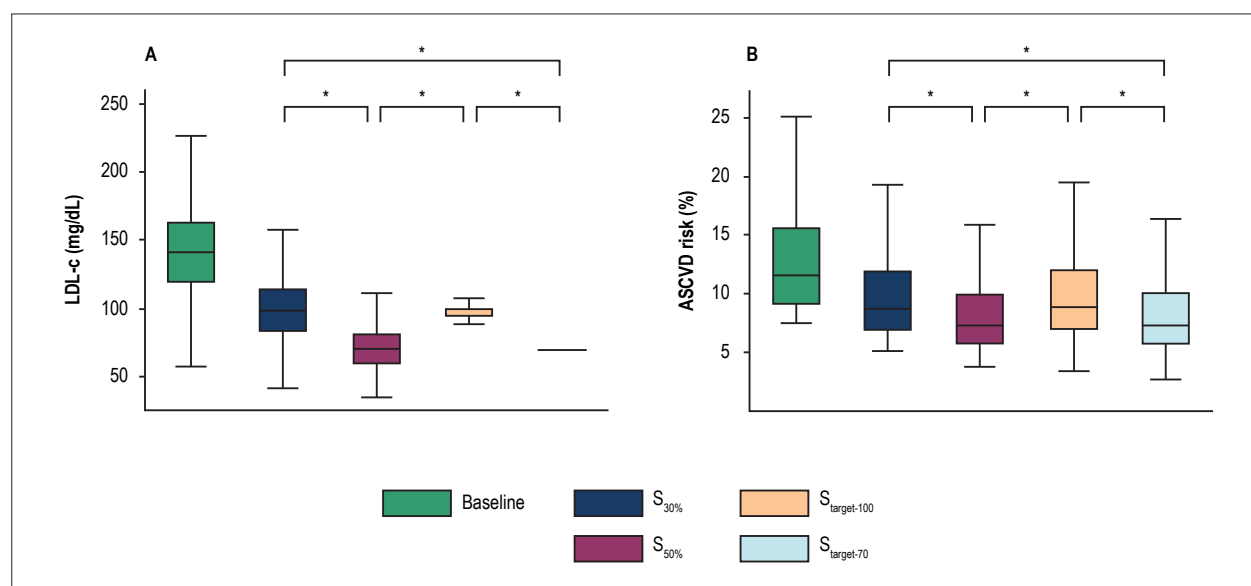


Figure 2 – Distribution of LDL-c (A) and the 10-year risk for atherosclerotic cardiovascular disease (B) at baseline and according to the simulated strategy. ASCVD: atherosclerotic cardiovascular disease. * $p < 0.001$.

When recommending LDL-c target levels, guidelines differ on the goal for individuals in primary prevention at higher cardiovascular risk (< 70 mg/dL [1.8 mmol/L],^{3,4,7} < 77 mg/dL [2.0 mmol/L]⁶ or < 100 mg/dL [2.6 mmol/L]⁵). An aggressive LDL-c target (< 70 mg/dL [1.8 mmol/L]) for these patients is supported by the CTT meta-analysis,¹ as well as by extrapolation of subanalyses of randomized clinical trials in patients with cardiovascular disease.^{18,19} Accordingly, our study, which is based on assumptions derived from the CTT study,¹ showed a robust difference between achieving LDL-c ≤ 70 mg/dL or ≤ 100 mg/dL. This finding, however, contrasts with a recent population-based study that reported no additional benefit by

achieving LDL-c 70 mg/dL or less in individuals with stable ischemic heart disease taking statins.²⁰

One of the main criticisms of the abolishment of LDL-c target levels is the possibility of undertreating individuals with higher baseline LDL-c. Indeed, subjects with LDL-c > 140 mg/dL will not achieve 70 mg/dL even if they reduce LDL-c by 50%, approximately the expected mean reduction with high-intensity statin. In our simulations, this phenomenon was not negligible, as more than half of the study population simulated to a 50% LDL-c reduction would not attain LDL-c ≤ 70 mg/dL. This result compares with those of a meta-analysis of statin trials showing that more than 40%

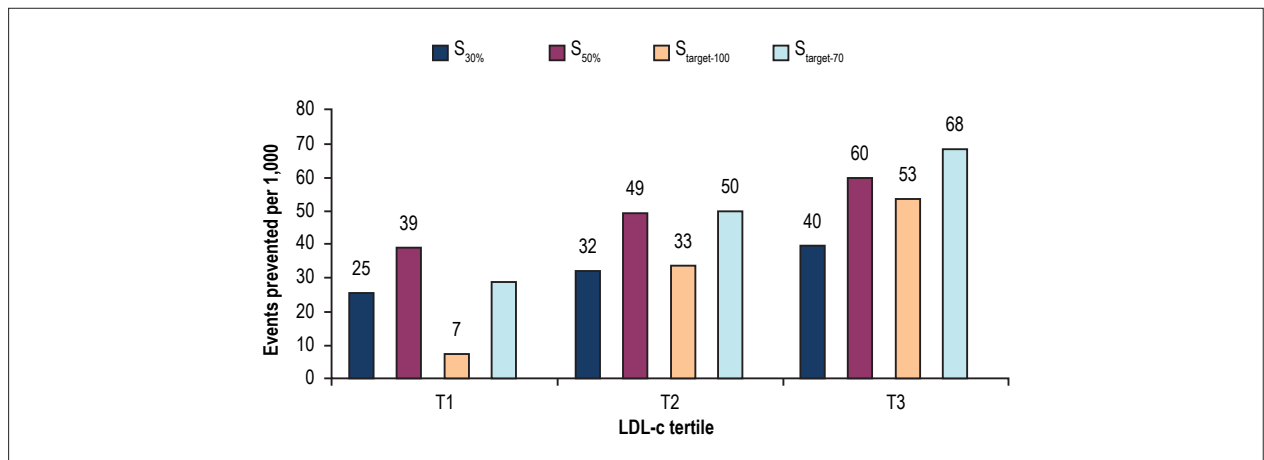


Figure 3 – Estimated number of events prevented in 10 years per 1,000 individuals assigned to the simulated strategy, according to baseline LDL-c (lower tertile [T1]: < 129 mg/dL [3.3 mmol/L]; intermediate tertile [T2]: 129-155 mg/dL [3.3-4.0 mmol/L]; higher tertile [T3]: > 155 mg/dL [4.0 mmol/L]).

of subjects assigned to high-dose statin therapy did not reach LDL-c target < 70 mg/dL.²¹ In this regard, it is noteworthy that the expert consensus published by the ACC in 2016 states that a non-statin drug (ezetimibe) may be considered for primary prevention patients with 10-year ASCVD risk $\geq 7.5\%$ and high-risk markers who have not achieved LDL-c < 100 mg/dL on maximally tolerated statin therapy.²²

On the other hand, under an LDL-c target-based strategy, many individuals with baseline LDL-c in the lower range would not need high-dose statins to reach the lipid goal. These individuals may also be considered undertreated, since high-dose statins would promote higher absolute LDL-c lowering and higher cardiovascular risk reduction. Our data demonstrate that this situation should not be underestimated. Indeed, in perfect agreement with our results, the recently published European guidelines recommend, for very high-risk patients, an LDL-c goal < 70 mg/dL (1.8 mmol/L) or a reduction by at least 50% if LDL-c is between 70 and 135 mg/dL (1.8 and 3.5 mmol/L).^{3,4}

The importance of a percent LDL-c reduction is also supported by a recent publication by Bangalore et al.²³ In a large cohort of patients included in randomized trials, the authors reported that the percent LDL-c reduction added incremental prognostic value over statin dose and attained LDL-c levels, but achieved LDL-c did not provide incremental prognostic value over statin dose and percent LDL-c reduction.²³

Therefore, the present study supports treating those individuals with relatively higher LDL-c plasma concentration to aggressive LDL-c target levels and prescribing high-dose statin, aiming for a great percent LDL-c reduction, for those with relatively lower LDL-c level. Our data suggest that the debate should shift from the “with or without target” issue to a broader discussion about how to customize the management of blood cholesterol in order to minimize the impact of cardiovascular diseases in the population.

Limitations

This study has several limitations inherent to simulation analyses. We had to make some assumptions arbitrarily and we cannot exclude the possibility of different results if other assumptions were used. We also simulated 30% and 50% LDL-c reductions as strategies roughly representative of moderate- and high-intensity statin therapies, respectively. It is widely known, however, that there is a substantial interindividual variability in the response to statin therapy.^{21,24,25}

Our study population was almost exclusively male because of intrinsic characteristics of the preventive service where data were collected, which is attended predominantly by businessmen. Different results may be seen in populations with a more balanced male/female ratio. Ethnic issues also have to be considered, since we studied an almost exclusively white population. Importantly, we predict that results may significantly vary according to mean LDL-c in the population. Therefore, we cannot extrapolate our findings to other communities.

Conclusions

In a simulation study based on real-world individuals considered to be at higher risk for cardiovascular events, we observed that LDL-c lowering strategies based on target level or percent reduction may promote similar overall cardiovascular benefit, despite resulting in different distribution patterns of LDL-c in the population. Importantly, both aggressive approaches simulated ($S_{50\%}$ and $S_{\text{target-70}}$) may potentially prevent approximately 50% more hard cardiovascular events in the population compared with the less intensive treatments ($S_{30\%}$ and $S_{\text{target-100}}$).

However, these strategies may be very different at the individual level depending on the baseline LDL-c. An aggressive target-based strategy is the best option when LDL-c is relatively high, while percent LDL-c reduction is superior when LDL-c is relatively low.

Acknowledgments

Editorial assistance was supported by Sanofi. The authors thank the contribution of Nea Miwa Kashiwagi, Clariana Vitoria Ramos, Marcelo Katz, Rodrigo Ruscitto, medical doctors and the multidisciplinary team of the Preventive Medicine Center at the Hospital Israelita Albert Einstein.

Author contributions

Conception and design of the research, Acquisition of data, Analysis and interpretation of the data and Writing of the manuscript: Cesena FHY; Statistical analysis: Cesena FHY, Bittencourt MS; Obtaining funding: Laurinavicius AG; Critical revision of the manuscript for intellectual content: Laurinavicius AG, Valente VA, Conceição RD, Bittencourt MS, Santos RD.

References

1. Baigent C, Blackwell L, Emberson J, Holland LE, Reith C, Bhala N, et al; Cholesterol Treatment Trialists' (CTT) Collaboration. Efficacy and safety of more intensive lowering of LDL cholesterol: a meta-analysis of data from 170,000 participants in 26 randomised trials. *Lancet*. 2010;376(9753):1670-81.
2. Stone NJ, Robinson JG, Lichtenstein AH, Bairey Merz CN, Blum CB, Eckel RH, et al; American College of Cardiology/American Heart Association Task Force on Practice Guidelines. 2013 ACC/AHA Guideline on the treatment of blood cholesterol to reduce atherosclerotic cardiovascular risk in adults: a report of the American College of Cardiology/American Heart Association Task Force on Practice Guidelines. *J Am Coll Cardiol*. 2014;63(25 Pt B):2889-934. Erratum in: *J Am Coll Cardiol*. 2015;66(24):2812. *J Am Coll Cardiol*. 2014;63(25 Pt B):3024-5.
3. Piepoli MF, Hoes AW, Agewall S, Albus C, Brotons C, Catapano AL, et al; Authors/Task Force Members. 2016 European Guidelines on cardiovascular disease prevention in clinical practice: The Sixth Joint Task Force of the European Society of Cardiology and Other Societies on Cardiovascular Disease Prevention in Clinical Practice (constituted by representatives of 10 societies and by invited experts) Developed with the special contribution of the European Association for Cardiovascular Prevention & Rehabilitation (EACPR). *Eur Heart J*. 2016;37(29):2315-81.
4. Catapano AL, Graham I, De Backer G, Wiklund O, Chapman MJ, Drexel H, et al; Authors/Task Force Members.; Additional Contributor. 2016 ESC/EAS guidelines for the management of dyslipidaemias. *Eur Heart J*. 2016;37(39):2999-3058.
5. Jacobson TA, Ito MK, Maki KC, Orringer CE, Bays HE, Jones PH, et al. National lipid association recommendations for patient-centered management of dyslipidemia: part 1--full report. *J Clin Lipidol*. 2015;9(2):129-69.
6. Anderson TJ, Grégoire J, Pearson GJ, Barry AR, Couture P, Dawes M, et al. 2016 Canadian Cardiovascular Society Guidelines for the Management of Dyslipidemia for the Prevention of Cardiovascular Disease in the Adult. *Can J Cardiol*. 2016;32(11):1263-82.
7. Xavier HT, Izar MC, Faria Neto JR, Assad MH, Rocha VZ, Sposito AC, et al; Sociedade Brasileira de Cardiologia. [V Brazilian guidelines on dyslipidemia and prevention of atherosclerosis]. *Arq Bras Cardiol*. 2013;101(4 Suppl 1):1-20.

Potential Conflict of Interest

Dr. Fernando Henpin Yue Cesena has received honoraria for participating in a study funded by Sanofi. Dr. Antonio Gabriele Laurinavicius is employee of Sanofi. Dr. Raul D. Santos has received honoraria for consulting and speaker activities from Amgen, Astra Zeneca, Biolab, Boehringer Ingelheim, Cerenis, Genzyme, Eli-Lilly, Kowa, Akcea, Pfizer, Praxis, Sanofi Regeneron, Merck, and Unilever. All other authors declare that there is no conflict of interest.

Sources of Funding

Editorial assistance was supported by Sanofi.

Study Association

This study is not associated with any thesis or dissertation work.

8. Katz M, Laurinavicius AG, Franco FG, Conceicao RD, Carvalho JA, Pesaro AE, et al. Calculated and perceived cardiovascular risk in asymptomatic subjects submitted to a routine medical evaluation: the perception gap. *Eur J Prev Cardiol*. 2015;22(8):1076-82.
9. Friedewald WT, Levy RI, Fredrickson DS. Estimation of the concentration of low-density lipoprotein cholesterol in plasma, without use of the preparative ultracentrifuge. *Clin Chem*. 1972;18(6):499-502.
10. Goff DC, Lloyd-Jones DM, Bennett G, Coady S, D'Agostino RB, Gibbons R, et al; American College of Cardiology/American Heart Association Task Force on Practice Guidelines. 2013 ACC/AHA guideline on the assessment of cardiovascular risk: a report of the American College of Cardiology/American Heart Association Task Force on Practice Guidelines. *J Am Coll Cardiol*. 2014;63(25 Pt B):2935-59. Erratum in: *J Am Coll Cardiol*. 2014;63(25 Pt B):3026.
11. Lloyd-Jones DM, Huffman MD, Karmali KN, Sanghavi DM, Wright JS, Pelsler C, et al. Estimating longitudinal risks and benefits from cardiovascular preventive therapies among medicare patients: the Million Hearts Longitudinal ASCVD Risk Assessment Tool. *J Am Coll Cardiol*. 2016 Oct 28 [Epub ahead of print].
12. Deanfield J, Sattar N, Simpson I, Wood D, Bradbury K, Fox K, et al; JBS3 Board. Joint British Societies' consensus recommendations for the prevention of cardiovascular disease (JBS3). *Heart*. 2014;100 Suppl:ii1-ii67.
13. Pandya A, Sy S, Cho S, Weinstein MC, Gaziano TA. Cost-effectiveness of 10-year risk thresholds for initiation of statin therapy for primary prevention of cardiovascular disease. *JAMA*. 2015;314(2):142-50. Erratum in: *JAMA*. 2015;314(15):1647.
14. Galper BZ, Wang YC, Einstein AJ. Strategies for primary prevention of coronary heart disease based on risk stratification by the ACC/AHA Lipid Guidelines, ATP III Guidelines, Coronary Calcium Scoring, and C-Reactive Protein, and a Global Treat-All Strategy: a comparative--effectiveness modeling study. *PLoS One*. 2015;10(9):e0138092.
15. Martin SS, Abd TT, Jones SR, Michos ED, Blumenthal RS, Blaha MJ. 2013 ACC/AHA cholesterol treatment guideline: what was done well and what could be done better. *J Am Coll Cardiol*. 2014;63(24):2674-8.

16. Ray KK, Kastelein JJ, Boekholdt SM, Nicholls SJ, Khaw KT, Ballantyne CM, et al. The ACC/AHA 2013 guideline on the treatment of blood cholesterol to reduce atherosclerotic cardiovascular disease risk in adults: the good the bad and the uncertain: a comparison with ESC/EAS guidelines for the management of dyslipidaemias 2011. *Eur Heart J*. 2014;35(15):960-8.
17. Muller-Wieland D, Assmann G, Carmena R, Davignon J, von Eckardstein A, Farinaro E, et al. Treat-to-target versus dose-adapted statin treatment of cholesterol to reduce cardiovascular risk. *Eur J Prev Cardiol*. 2016;23(3):275-81.
18. LaRosa JC, Grundy SM, Kastelein JJ, Kostis JB, Greten H; Treating to New Targets (TNT) Steering Committee and Investigators. Safety and efficacy of Atorvastatin-induced very low-density lipoprotein cholesterol levels in Patients with coronary heart disease (a post hoc analysis of the treating to new targets [TNT] study). *Am J Cardiol*. 2007;100(5):747-52.
19. Wiviott SD, Cannon CP, Morrow DA, Ray KK, Pfeffer MA, Braunwald E. Can low-density lipoprotein be too low? The safety and efficacy of achieving very low low-density lipoprotein with intensive statin therapy: a PROVE IT-TIMI 22 substudy. *J Am Coll Cardiol*. 2005;46(8):1411-6. Erratum in: *J Am Coll Cardiol*. 2006;47(2):472.
20. Leibowitz M, Karpati T, Cohen-Stavi CJ, Feldman BS, Hoshen M, Bitterman H, et al. Association between achieved low-density lipoprotein levels and major adverse cardiac events in patients with stable ischemic heart disease taking statin treatment. *JAMA Intern Med*. 2016;176(8):1105-13.
21. Boekholdt SM, Hovingh GK, Mora S, Arsenault BJ, Amarencu P, Pedersen TR, et al. Very low levels of atherogenic lipoproteins and the risk for cardiovascular events: a meta-analysis of statin trials. *J Am Coll Cardiol*. 2014;64(5):485-94.
22. Lloyd-Jones DM, Morris PB, Ballantyne CM, Birtcher KK, Daly DD, DePalma SM, et al; Writing Committee. 2016 ACC Expert Consensus decision pathway on the role of non-statin therapies for LDL-cholesterol lowering in the management of atherosclerotic cardiovascular disease risk: a report of the American College of Cardiology Task Force on Clinical Expert Consensus Documents. *J Am Coll Cardiol*. 2016;68(1):92-125.
23. Bangalore S, Fayyad R, Kastelein JJ, Laskey R, Amarencu P, DeMicco DA, et al. 2013 Cholesterol guidelines revisited: percent LDL cholesterol reduction or attained LDL cholesterol level or both for prognosis? *Am J Med*. 2016;129(4):384-91.
24. Postmus I, Trompet S, Deshmukh HA, Barnes MR, Li X, Warren HR, et al. Pharmacogenetic meta-analysis of genome-wide association studies of LDL cholesterol response to statins. *Nat Commun*. 2014;5:5068.
25. Ridker PM, Mora S, Rose L; JUPITER Trial Study Group. Percent reduction in LDL cholesterol following high-intensity statin therapy: potential implications for guidelines and for the prescription of emerging lipid-lowering agents. *Eur Heart J*. 2016;37(17):1373-9.