


Evidence of the role of free-living birds as disseminators of *Salmonella* spp.


Evidências das aves de vida livre como transmissoras de Salmonella spp.

Antonio Jackson Forte Beleza¹  (<https://orcid.org/0000-0001-9406-9583>)


William Cardoso Maciel^{1*}  (<https://orcid.org/0000-0002-6093-7933>)


Elisângela de Souza Lopes²  (<https://orcid.org/0000-0002-0533-8751>)

Átilla Holanda de Albuquerque³  (<https://orcid.org/0000-0003-3200-9184>)

Ariane Silva Carreira¹  (<https://orcid.org/0000-0002-3215-4560>)

Carlos Henrique Guedes Nogueira¹  (<https://orcid.org/0000-0001-9941-6740>)

Jéssica de Melo Bandeira¹  (<https://orcid.org/0000-0003-2756-1927>)

Ruben Horn Vasconcelos⁴  (<https://orcid.org/0000-0002-6069-0053>)

Régis Siqueira de Castro Teixeira¹  (<https://orcid.org/0000-0002-8348-7218>)

ABSTRACT: This study aimed to review aspects of *Salmonella* spp. in free-living birds and their potential as disseminators for domestic animals, man, and the environment. Isolation of *Salmonella* spp. have been reported in several species of wild birds from Passeridae and Fringillidae, among other avian families, captured in countries of North America and Europe, where *Salmonella* ser. Typhimurium is the most frequently reported serotype. The presence of pathogens, including *Salmonella*, may be influenced by several factors, such as diet, environment, exposure to antibiotics, infection by pathogenic organisms and migration patterns. Researches with wild birds that live in urbanized environment are important, considering that birds may participate in the transmission of zoonotic pathogens, which are more prevalent in cities due to the human activity. Based on the information collected, this article concludes that wild birds are still important disseminators of pathogens in several geographic regions and may affect man, domestic animals, and other birds.

KEYWORDS: salmonellosis; wild birds; zoonosis.

RESUMO: O objetivo deste estudo foi realizar uma revisão acerca da *Salmonella* spp. em aves de vida livre e o potencial delas como disseminadores para animais domésticos, homem e meio ambiente. Casos na literatura relatando *Salmonella* spp. têm sido descritos em diversas espécies de aves silvestres da família Passeridae e Fringilidae em países da América do Norte e Europa, sendo *Salmonella* ser. Typhimurium o sorotipo relatado mais frequentemente. A presença de patógenos como *Salmonella* spp. pode ser influenciada por fatores como dieta, ambiente onde vive, contaminação por antibióticos, infecção por organismos patogênicos e padrões de migração. Pesquisas envolvendo as aves silvestres que vivem em ambiente urbanizado são importantes, pois as aves podem possibilitar a transmissão de patógenos zoonóticos que têm maior prevalência em áreas urbanas devido a mecanismos de ação humana. Com base nas informações coletadas, conclui-se que as aves silvestres continuam sendo importantes na disseminação de patógenos em diversas regiões geográficas, podendo afetar o homem, animais domésticos e outras aves silvestres.

PALAVRAS-CHAVE: salmonelose; aves selvagens; zoonose.

¹Laboratório de Estudos Ornitológicos – Universidade Estadual do Ceará – Fortaleza (CE), Brazil

²Setor de Microbiologia – Laboratório BIOLAB S/C Ltda – Fortaleza (CE), Brazil

³Coordenação – Hospital Veterinário de Caucaia – Caucaia (CE), Brazil

⁴Laboratório de Anatomia e Patologia Animal – Universidade Federal do Agreste de Pernambuco – Garanhuns (PE), Brazil

*Corresponding author: william.maciel@uol.com.br

Received on: 6/6/2019. Accepted on: 9/20/2020

INTRODUCTION

Infectious diseases, including emerging infectious diseases, are a great threat to wildlife, animal production and human population (DASZAK et al., 2000). However, episodes of populational decrease as a consequence of these diseases in wild birds often lack proper documentation due to the scarce knowledge on emerging pathogens. In addition, screening and diagnosing wild bird populations are challenging tasks, considering the difficulty in capturing individuals for examination (BRITTINGHAM et al. 1988; LADEAU et al., 2007). Bacteria from the genus *Salmonella* are among the most important pathogens of interest in human and veterinary medicine due to the zoonotic potential they hold. Hence, this study aimed to review information on *Salmonella* spp. in free-living birds and their potential in disseminating these pathogens to domestic animals, man, and the environment.

Many species of wild birds coexist with humans and have anthropogenic sources of habitat and nutrition (BRADLEY; ALTIZER, 2007; PALOMO et al., 2013). Birds adapted to the urban life are exposed to infection and may act as disseminators of enteric zoonotic pathogens due to several factors, such as intake of contaminated food and water, polluted environments, microclimates with elevated temperature and reduced seasonality, which promote proliferation of vectors and persistence of some parasites, in addition to contact with other stressing agents causing immunosuppression, and aggregation of great number of birds in small areas, which increases the odds of contact with possible hosts (BRADLEY; ALTIZER, 2007; PALOMO et al., 2013). An inadequate habit that contributes to the presence of microorganisms in urbanized environments is bird feeding (JONES; REYNOLDS, 2008), which is related to the increased prevalence of some bacteria in these animals (BRITTINGHAM et al., 1988). This practice may favor emerging diseases due to the stimulation of reproduction in urban environments, resulting in elevated density of birds and increased concentration of feces and stress due to the interactions between individuals (DAOUST; PRESCOTT, 2007).

Some species of birds migrate thousands of kilometers through different continents and carry certain pathogens in this process (HUBÁLEK, 2004; BRUGMAN et al., 2013). Approximately 60.3% of all the emerging infectious diseases in humans are zoonoses and 71.8% originated from wild animals (JONES; REYNOLDS, 2008). According to TIZARD (2004), among these infections, salmonellosis is an emerging disease in wild birds and its prevalence have been documented since the 1960s.

Modification of the natural environment by human action may cause a superposition of the natural habitat of birds with urban, agricultural or fishing areas, which may increase the transmission of zoonotic pathogens, such as *Salmonella* spp. (LILLEHAUG et al., 2005). This bacterium may resist for months in humid soil, feces and water, and may cause new infections in birds (MURRAY, 1991; BÖHM,

1993; WINFIELD; GROISMAN, 2003). Its prevalence in free-living birds is influenced by factors such as diet, environment, exposure to antibiotics, infection by pathogenic microorganisms and migration patterns (PALMGREN et al., 1997; LU et al., 2003; GABRIEL et al., 2005; SKOV et al., 2008). Salmonellosis in birds occurs as a result of temporary colonization of the digestive tract by environmental strains. In addition, infections caused by strains that are adapted to the host may occur, which may or may not be pathogenic (TIZARD, 2004). Hence, depending on the strain, the bird may present an asymptomatic condition or die.

Asymptomatic cases of infection by *Salmonella* spp. present great relevance. Carriers may shed bacteria without clinical evidence (CONNOLLY et al., 2006). KLAASSEN et al. (2012) suggest that some stressful conditions may act as a trigger for the bird to develop and disseminate *Salmonella* in the environment, such as cold weather, behavioral alterations, and the prereproduction cycle (MORENO et al., 2003).

Some *Salmonella* strains were identified as specific pathogens of birds in 1889, when Klein isolated *Salmonella* ser. Gallinarum (BARROW, 1993) and Rettger identified *S. ser. Gallinarum* biovar Pullorum in 1899 (RETTGER, 1909). These pathogens cause fowl typhoid and pullorum disease, respectively, which have been more frequently reported in Galliformes reared in domestic environment (GAST, 2008). In free-living birds, both serotypes were rarely reported. *Salmonella* ser. Gallinarum biovar Pullorum was isolated from buff-necked ibis (*Theristicus caudatus*) that lived near a poultry production in Brazil (SOUSA et al., 2010a). In the United Kingdom, *S. ser. Gallinarum* have been isolated from rooks (*Corvus frugilegus*) and common wood pigeons (*Columba palumbus*) that lived in regions where fowl typhoid was occurred frequently (HARBOURNE, 1955). In 2012, *S. ser. Gallinarum* was isolated from a red-winged blackbird (*Agelaius phoeniceus*) in the United States (HAMER et al., 2012).

In the scientific literature, a predominance of *Salmonella* ser. Typhimurium (ST) as a cause of mortality in free-living birds occurs, affecting especially birds from Passeridae and Fringillidae families, which are mostly granivorous species (MIKAELIAN et al., 1997; HUDSON et al., 2000; UNE et al., 2008; GIOVANNINI et al., 2013; VELARDE et al., 2012). Epizooties in free-living birds by *S. ser. Typhimurium* were described for the first time in Switzerland during the 1950s (BOUVIER et al., 1955). Since then, several other reports were published. In 1999, an outbreak of gastroenteritis caused by *S. ser. Typhimurium* DT40 in humans and cats in the center of Sweden was associated with infections and mortality in wild birds, especially in common redpolls (*Carduelis flammea*) and Eurasian siskins (*Carduelis spinus*) (TAUNI; ÖSTERLUND, 2000). *Salmonella* ser. Typhimurium was pointed as the cause of mortality in wild birds from winter 1997 to summer 1998 in the eastern North America. Most affected species in these areas were pine siskin (*Spinus pinus*),

purple finches (*Carpodacus purpureus*), evening grosbeaks (*Coccothraustes vespertinus*) and American goldfinches (*Carduelis tristis*) (DAOUST et al., 2000). REFSUM et al. (2003) reported an outbreak caused by *S. ser. Typhimurium* in 64.8% of wild Passeriformes found dead in a bird feeding station, and the following species were most affected: Eurasian siskins (*C. spinus*), purple finches (*C. purpureus*), common redpolls (*C. flammea*) and European greenfinches (*Carduelis chloris*).

Outbreaks related to free-living birds and humans have also been reported. In Great Britain, the access of sparrows to a kitchen resulted in fecal contamination of food, which originated two outbreaks of gastroenteritis (caused by *S. ser. Typhimurium* DT40 and DT160) in hospitalized patients (PENFOLD et al., 1979). ALLEY et al. (2002) reported an outbreak of *S. ser. Typhimurium* DT160 causing enteric disease in humans and mortality in sparrows (*Passer domesticus*), European greenfinches (*C. chloris*), European goldfinches (*Carduelis carduelis*) and common blackbirds (*Turdus merula*) that lived in rural areas of New Zealand. More recently, the occurrence of identical genotypes of *S. ser. Typhimurium* were isolated from wild bird populations and humans in Germany (HAUSER et al., 2009).

In addition to the mentioned above, many other serotypes of *Salmonella* have also been isolated from free-living bird in numerous parts of the world, especially in North America and Europe (Table 1).

A group of birds that deserve special attention are predators, considering that they may identify weakened birds and attack (GRANT et al., 2007). However, they may harbor *Salmonella* in greater proportion than nonpredatory birds (RECHE et al., 2003; MILLÁN et al., 2004; MOLINA-LOPEZ et al., 2011). A variety of serotypes have been isolated from cloacal swabs or organ samples collected from different species of birds of prey, such as *S. ser. Typhimurium*, *S. ser. Tuindorp*, *S. ser. Enteritidis*, *S. ser. Newport* and *S. ser. Pajala* (Table 1). Some species, such as the peregrine falcon (*Falco peregrinus*), are possible disseminators of these pathogens. HERNANDEZ et al. (2012) explain that the diet of this species consists mostly of birds from the Charadriidae and Laridae families. Hence, peregrine falcons are migratory birds that reach great distances and may disseminate this pathogen through several areas, including those unoccupied by man.

Migratory birds are epidemiologically relevant for the possibility of acting as long-distance disseminators of pathogens that may affect man and animals (TAUNI; ÖSTERLUND, 2000). FENLON (1981) found that 72% of the serotypes isolated from human cases in Grampian, Scotland, were found in seagulls, and suggested that this was the result of them feeding on untreated sewage disposal. The European herring gull (*Larus argentatus*) species was reported as a probable source of *S. ser. Montivideo* for sheep and cattle (COULSON et al., 1983).

Table 1. Occurrence of *Salmonella* serotypes in wild birds.

Reference	Location	Bird species	<i>Salmonella</i> serotypes
NEEL et al. (1953)	Iran	<i>Corvus corax</i>	<i>S. ser. Hessarek</i>
HARBOURNE (1955)	United Kingdom	<i>Corvus frugilegus</i> , <i>Columba palumbus</i> , <i>Perdix perdix</i>	<i>S. ser. Thompson</i> , <i>S. ser. Gallinarum</i>
RADWAN; LAMPKY (1972)	United States	<i>Molothrus ater</i>	<i>S. ser. Typhimurium</i> , <i>S. ser. Paratyphi A e B</i> , <i>S. ser. Albany</i>
SPECKMANN (1975)	England	<i>Cygnus olor</i>	<i>S. ser. Typhimurium</i>
FREITAS et al. (1977)	Brazil	<i>Ardea alba</i>	<i>S. ser. Typhimurium</i>
PLANT (1978)	England	<i>Prunella modularis</i>	<i>S. ser. Anatum</i>
FENLON (1981)	United Kingdom	<i>Larus spp.</i>	<i>S. ser. Typhimurium</i> , <i>S. ser. Derby</i> , <i>S. ser. Give</i> , <i>S. ser. Panama</i> , <i>S. ser. Agona</i> , <i>S. ser. Chester</i> , <i>S. ser. Virchow</i> +more than ten serotypes
COULSON et al. (1983)	Scotland & England	<i>Larus argentatus</i>	<i>S. ser. Montivideo</i> , <i>S. ser. Heidelberg</i> , <i>S. ser. Hadar</i> , <i>S. ser. Agona</i> , (more than ten serotypes)
FENLON (1983)	Scotland	<i>Larus spp.</i>	<i>S. ser. Stanley</i> , <i>S. ser. Typhimurium</i> (DT 40 and DT 110), <i>S. ser. Virchow</i> , <i>S. ser. Binza</i> , <i>S. ser. Newport</i> , <i>S. ser. Ohio</i> , <i>S. ser. Schwarzengrund</i>
FRICKER (1984)	United Kingdom	<i>Larus ridibundus</i>	<i>S. ser. Agona</i> , <i>S. ser. Anatum</i> , <i>S. ser. Bredeney</i> , <i>S. ser. Derby</i> , <i>S. ser. Infantis</i> , <i>S. ser. Panama</i> , <i>S. ser. Saintpaul</i> , <i>S. ser. Stanley</i> , <i>S. ser. Tokaradi</i> , <i>S. ser. Typhimurium</i> , <i>S. ser. Virchow</i>

Continue...

Table 1. Continuation.

Reference	Location	Bird species	Salmonella serotypes
GIRDWOOD et al. (1985)	Scotland	<i>Larus fuscus</i> , <i>Larus ridibundus</i>	S. ser. Virchow, S. ser. Typhimurium, S. ser. Bredeney, S. ser. Hadar, S. ser. Infantis, (more than ten serotypes)
KIRKPATRICK; COLVIN (1986)	United States	<i>Tyto furcata</i>	S. ser. Typhimurium, S. ser. Tuindorp, S. ser. Thompson
KIRKPATRICK; TREXLER-MYREN (1986)	United States	<i>Buteo jamaicensis</i>	S. ser. Enteritidis, S. ser. Newport
LITERÁK et al. (1992)	Czech Republic	<i>Larus ridibundus</i>	S. ser. Typhimurium, S. ser. Derby, S. ser. Enteritidis, S. ser. Hadar, S. ser. Agona, S. ser. Infantis, S. ser. Montivideo, S. ser. Abony
QUESSY; MESSIER (1992)	Canada	<i>Larus delawarensis</i>	S. ser. Hadar, S. ser. Montivideo, S. ser. Heidelberg, S. ser. Infantis, S. ser. Berta, S. ser. Kentucky, S. ser. Thompson, S. ser. Mamilla, S. ser. Typhimurium
LÉVESQUE et al. (1993)	Canada	<i>Larus delawarensis</i>	S. ser. Brandenburg, S. ser. Agona, S. ser. Hadar, S. ser. Stanley, S. ser. Anatum, S. ser. Typhimurium
ČÍŽEK et al. (1994)	Czech Republic	<i>Larus ridibundus</i> , <i>Passer domesticus</i> , <i>Parus major</i> , <i>Columba livia</i> , <i>Parus montanus</i> , (more than ten species)	S. ser. Typhimurium, S. ser. Enteritidis, S. ser. Agona, S. ser. Hadar (more than ten serotypes)
OLSEN et al. (1996)	Iceland	<i>Pygoscelis papua</i>	S. ser. Enteritidis
MIKAELIAN et al. (1997)	Canada	<i>Passer domesticus</i> , <i>Bubo virginianus</i> , <i>Rissa tridactyla</i> , <i>Larus delawarensis</i>	S. ser. Typhimurium (*)
PALMGREN et al. (1997)	Sweden	<i>Larus ridibundus</i>	S. ser. Typhimurium (DT 22)
PALMGREN et al. (2000)	Georgia	<i>Pygoscelis papua</i> , <i>Diomedea melanophris</i>	S. ser. Typhimurium (DT150), S. ser. Havana (PT4, PT4-Like, PT35), S. ser. Enteritidis, S. ser. Newport
FRERE et al. (2000)	Argentina	<i>Larus dominicanus</i>	S. ser. Typhimurium
HUDSON et al. (2000)	United States	<i>Molothrus</i> sp., <i>Carduelis</i> sp. and <i>Passer</i> sp.	S. ser. Typhimurium (*)
SMITH et al. (2002)	United States	<i>Circus cyaneus</i> , <i>Larus occidentalis</i>	S. ser. Montevideo, S. ser. Typhimurium 4,5,12:1 monophasic, S. ser. Ohio, S. ser. Johannesburg
ALLEY et al. (2002)	New Zealand	<i>Passer domesticus</i> , <i>Carduelis chloris</i> , <i>Carduelis carduelis</i> , <i>Turdus merula</i>	S. ser. Typhimurium DT160 (*)
DUARTE et al. (2002)	Portugal	<i>Larus fuscus</i> , <i>Larus cachinnans</i>	S. ser. Typhimurium, S. ser. Hadar, S. ser. Bardo, S. ser. Newport, S. ser. Derby, S. ser. Enteritidis, S. ser. Infantis (more than ten serotypes)
KIRK et al. (2002)	United States	<i>Passer domesticus</i> , <i>Molothrus ater</i> , <i>Euphagus cyanocephalus</i> , <i>Carpodacus mexicanus</i> , <i>Sturnus vulgaris</i> , <i>Agelaius phoeniceus</i>	S. ser. Montevideo, S. ser. Meleagridis, S. ser. Muenster, S. ser. Typhimurium
REFSUM et al. (2002)	Norway	<i>Pyrrhula pyrrhula</i> , <i>Carduelis chloris</i> , <i>Carduelis spinus</i> , <i>Carduelis flammea</i> , <i>Passer domesticus</i> (more than ten species)	S. ser. Typhimurium O:4,12 (DT 40, U277, DT 99 and DT 110) (*)

Continue...

Table 1. Continuation.

Reference	Location	Bird species	<i>Salmonella</i> serotypes
RECHE et al. (2003)	Spain	<i>Falco naumanni</i> , <i>Aquila heliaca</i> , <i>Athene noctua</i> , <i>Tyto furcata</i> , <i>Buteo buteo</i> , <i>Asio otus</i> , <i>Gyps fulvus</i>	S. ser. Enteritidis (PT6a, PNR), S. ser. Adelaide, S. ser. Brandenburg, S. ser. Newport, S. ser. Typhimurium, S. ser. Hadar, S. ser. Saintpaul, S. ser. Virchow
REFSUM et al. (2003)	Norway	<i>Pyrrhula pyrrhula</i> , <i>Carduelis spinus</i> , <i>Carduelis flammea</i> , <i>Carduelis chloris</i> , (more than ten species)	S. ser. Typhimurium 4,12:i:1,2 (*)
VLAHOVIĆ et al. (2004)	Croatia	<i>Columba livia</i> , <i>Corvus frugilegus</i> , <i>Buteo buteo</i> , <i>Larus ridibundus</i> , <i>Strix aluco</i>	S. ser. Typhimurium, S. ser. Enteritidis
TANAKA et al. (2005)	Japan	<i>Columba livia</i>	<i>Salmonella</i> spp.
DOBBIN et al. (2005)	Canada	<i>Phalacrocorax auritus</i>	S. ser. Typhimurium
FERRAZZI et al. (2005)	Italy	<i>Corvus cornix</i>	S. ser. Typhimurium
LILLEHAUG et al. (2005)	Norway	<i>Anser anser</i>	S. ser. Diarizona
EPSTEIN et al. (2006)	Australia	<i>Threskiornis molucca</i>	<i>Salmonella</i> spp.
PENNYCOTT et al. (2006)	Great Britain	<i>Carduelis chloris</i> , <i>Passer domesticus</i> , <i>Fringilla coelebs</i> , <i>Carduelis carduelis</i> , <i>Passer montanus</i> , <i>Carduelis spinus</i> , <i>Parus major</i> , <i>Accipiter nisus</i> , <i>Strix aluco</i> , <i>Corvus frugilegus</i> , <i>Columba livia</i> , <i>Larus ridibundus</i> , <i>Larus canus</i> , <i>Larus marinus</i> , <i>Larus argentatus</i> , <i>Larus fuscus</i>	S. ser. Typhimurium (DT2, DT99, DT41, DT104, DT195, DT56) (*)
PALMGREN et al. (2005)	Sweden	<i>Larus ridibundus</i>	S. ser. Typhimurium (DT115, DT41, DT120)
KOCABIYIK et al. (2006)	Turkey	<i>Bubo bubo</i>	S. ser. Enteritidis (PT21b) (*)
ČÍŽEK et al. (2007)	Czech Republic	<i>Larus ridibundus</i>	S. ser. Typhimurium (DT104), S. Enteritidis, S. ser. Panama, S. ser. Kentucky (more than ten serotypes)
LITERÁK et al. (2007)	Czech Republic	<i>Corvus frugilegus</i>	S. ser. Enteritidis (PT8, PT23)
GRANT et al. (2007)	United Kingdom	<i>Carduelis chloris</i> , <i>Passer domesticus</i> , <i>Sturnus vulgaris</i> , <i>Fringilla coelebs</i> , <i>Turdus merula</i>	S. ser. Typhimurium (DT56, DT40)
JIJÓN et al. (2007)	United States	<i>Parabuteo unicinctus</i> , <i>Otus asio</i>	S. ser. Saintpaul, <i>S. enterica houtenae</i>
ALBARNAZ et al. (2007)	Brazil	<i>Larus dominicanus</i>	S. ser. Typhimurium
UNE et al. (2008)	Japan	<i>Passer montanus</i>	S. ser. Typhimurium (DT40) (*)
ALLGAYER et al. (2009)	Brazil	<i>Anodorhynchus hyacinthinus</i>	S. ser. Braenderup
IVESON et al. (2009)	Australia	<i>Eudiptula minor</i> , <i>Anous stolidus</i> , <i>Anous tenuirostris</i> , <i>Onychoprion fuscatus</i>	S. ser. Bovismorbificons, S. ser. Derby, S. ser. Panama, S. ser. Saintpaul, S. ser. Muenchen, S. Typhimurium, S. ser. Adelaide, S. ser. Havana, S. ser. Infantis
DIMITROV et al. (2009)	Antarctica	<i>Pygoscelis papua</i>	S. ser. Typhimurium, S. ser. Enteritidis
KITADAI et al. (2010)	China	<i>Grus monacha</i> , <i>Grus vipio</i> , <i>Grus grus</i>	S. ser. Typhimurium, S. ser. Hvittingfoss, S. ser. Abaetetuba, S. ser. Enteritidis, S. ser. Konstanz, S. ser. Pakistan

Continue...

Table 1. Continuation.

Reference	Location	Bird species	Salmonella serotypes
SOUSA et al. (2010a)	Brazil	<i>Theristicus caudatus</i> , <i>Zenaida auriculata</i> , <i>Cariama cristata</i>	S. ser. Muenchen, S. ser. Enteritidis, S. ser. Saintpaul, S. ser. Pullorum
PHALEN et al. (2010)	United States	<i>Bubulcus ibis</i>	S. ser. Bredeney, S. ser. Anatum, S. ser. Ibadon, S. ser. Mississippi, S. ser. Oranienburg, S. ser. Braenderup, S. ser. Typhimurium (more than ten serotypes)
BRUNTHALER et al. (2010)	Australia	<i>Pyrrhula pyrrhula</i> , <i>Carduelis spinus</i> , <i>Carduelis chloris</i>	S. ser. Typhimurium (*)
SOUSA et al. (2010b)	Brazil	<i>Columba livia</i>	S. ser. Typhimurium
KHIDHIR (2010)	Iraq	<i>Streptopelia decaocto</i> , <i>Columba livia</i>	S. ser. Typhimurium
PENNYCOTT et al. (2010)	Scotland	<i>Carduelis carduelis</i> , <i>Carduelis spinus</i> , <i>Parus major</i> , <i>Passer montanus</i> , <i>Passer modularis</i> , <i>Fringilla montifringilla</i>	S. ser. Typhimurium (DT40, DT85, DT41, DT56) (*)
HUGHES et al. (2010)	United Kingdom	<i>Passer domesticus</i> , <i>Carduelis chloris</i> , <i>Carduelis spinus</i> , <i>Streptopelia decaocto</i> , <i>Columba palumbus</i>	S. ser. Typhimurium (DT56, DT40, DT56, DT41, PT U277) (*)
MIRZAIE et al. (2010)	Iran	<i>Passer domesticus</i>	S. ser. Typhimurium, S. ser. Enteritidis, S. ser. Montevideo
VIGO et al. (2011)	Argentina	<i>Pygoscelis adeliae</i> , <i>Larus dominicanus</i>	S. ser. Enteritidis
LÓPEZ-MARTÍN et al. (2011)	Chile	<i>Larus dominicanus</i> , <i>Leucophaeus pipixcan</i>	S. ser. Enteritidis, S. ser. Anatum, S. ser. Senfteberg, S. ser. Infantis
MOLINA-LOPEZ et al. (2011)	Spain	<i>Buteo buteo</i> , <i>Gyps fulvus</i> , <i>Athene noctua</i> , <i>Bubo bubo</i>	S. ser. Bredeney, S. ser. Scheissheim, S. ser. Rissen, S. ser. Diarizonae, S. ser. Derby, S. ser. Schwarzengrund, S. ser. Muenster
FOTI et al. (2011)	Italy	<i>Sylvia atricapilla</i>	S. ser. bangori 48:z35
VICO; MAINAR-JAIME (2011)	Spain	<i>Passer domesticus</i> , <i>Sturnus vulgaris</i> , <i>Sylvia atricapilla</i> , <i>Turdus merula</i> , <i>Erithacus rubecula</i> , <i>Luscinia megarhynchos</i> , <i>Sylvia melanocephala</i>	S. ser. Typhimurium, S. ser. Braendenburg, S. ser. Anatum, S. ser. Arizonae, S. ser. Mikawasima, S. ser. Bredeney, S. ser. Reading, S. ser. Houtenae, S. ser. Kapemba
VELARDE et al. (2012)	Spain	<i>Turdus philomelos</i>	S. ser. Hessarek (*)
HERNANDEZ et al. (2012)	United States	<i>Spinus spinus</i>	S. ser. Typhimurium (*)
HERNANDEZ et al. (2012)	Sweden	<i>Falco peregrinus</i>	S. ser. Pajala
HAMER et al. (2012)	United States	<i>Agelaius phoeniceus</i>	S. ser. Dublin, S. ser. Typhi, S. ser. Enteritidis, S. ser. Paratyphi, S. ser. Gallinarum
LA SALA et al. (2013)	Argentina	<i>Larus atlanticus</i> , <i>Larus dominicanus</i>	S. ser. Typhimurium, S. ser. Gallinarum
BOTTI et al. (2013)	Italy	<i>Columba livia</i> , <i>Passer domesticus</i> , <i>Garrulus glandarius</i> , <i>Buteo buteo</i> , <i>Asio otus</i> , <i>Tyto furcata</i> , <i>Strix aluco</i> , <i>Larus</i> spp.	S. ser. Typhimurium (DT104, DT12, DT193, DT302), S. ser. Enteritidis (PT4) (more than ten serotypes)

Continue...

Table 1. Continuation.

Reference	Location	Bird species	<i>Salmonella</i> serotypes
ANDRÉS et al. (2013)	Spain	<i>Sturnus vulgaris</i> , <i>Motacilla alba</i> , <i>Columba livia</i> , <i>Sylvia atricapilla</i> , <i>Passer domesticus</i> , <i>Hirundo rustica</i> , <i>Cettia cetti</i>	S. ser. Typhimurium 4,12:i:1,2, S. ser. Arizona, S. ser. Diarizona, S. ser. Mikawasima 6:7:y:e,n,z15, S. ser. Anatum
BORRELLI et al. (2013)	Italy	<i>Apus apus</i>	S. ser. Infantis
PEDERSEN et al. (2013)	United States	<i>Cygnus olor</i>	S. ser. Typhimurium (DT104), S. ser. Braenderup
SULZNER et al. (2014)	United States	<i>Cathartes aura</i>	S. ser. Anatum, S. ser. Newport, S. ser. Montevideo, S. ser. Arizonae, S. ser. Enteritidis, S. ser. Typhimurium
LAWSON et al. (2014)	England	<i>Carduelis chloris</i> , <i>Passer domesticus</i>	S. ser. Typhimurium (*)
AFEMA (2014)	Uganda	<i>Mimus migrans</i> , <i>Ceryle rudis</i> , <i>Egretta garzetta</i> , <i>Ardeola ralloides</i> , <i>Alopochen aegyptiacus</i> , <i>Anas undulata</i> , <i>Ardea goliath</i> , <i>Ardea cinerea</i> , <i>Ardea melanocephala</i> , <i>Mesophoyx intermedia</i> , <i>Burhinus vermiculatus</i>	S. ser. Stanleyville, S. ser. Typhimurium, S. ser. Newport, S. ser. Chandans, S. ser. Kentucky (more than ten serotypes)
FUKUI et al. (2014)	Japan	<i>Passer monatus</i>	S. ser. Typhimurium (DT40) (*)
DIAS et al. (2014)	Brazil	<i>Chrysomus ruficapillus</i> , <i>Sicalis flaveola</i>	<i>Salmonella enterica</i>
BLANCO (2015)	Spain	<i>Milvus milvus</i>	S. ser. Typhimurium 4,5,12:i
KRAWIEC et al. (2015)	Poland	<i>Anas platyrhynchos</i> , <i>Carduelis cabaret</i> , <i>Cyanistes caeruleus</i> , <i>Corvus fringillarius</i> , <i>Sturnus vulgaris</i> , <i>Carduelis spinus</i> , <i>Carduelis chloris</i>	S. ser. Typhimurium 4,12:i:1,2, S. ser. Infantis 6,7:v:1,5, S. ser. Virchow, S. ser. Hadar, S. ser. Salamae, S. ser. Houtenae
VAN ANDEL et al. (2015)	New Zealand	<i>Notiomystis cincta</i> , <i>Vanellus miles</i> , <i>Philesturnus carunculatus</i>	S. ser. Saintpaul, S. enterica subspecies houatenae (*)
HERNANDEZ et al. (2016)	United States	<i>Eudocimus albus</i>	S. ser. Anatum, S. ser. Baildon, S. ser. Newport, S. ser. Rubislow, S. ser. Typhimurium (more than ten serotypes)
ROUFFAER et al. (2016)	Belgium	<i>Passer domesticus</i>	S. ser. Typhimurium (DT99, DT195)
HAESSENDONCK et al. (2016)	Belgium	<i>Columba livia</i>	S. ser. Enteritidis (PT4)
LIAKOPOULOS et al. (2016)	Argentina	<i>Larus dominicanus</i>	S. ser. Heidelberg
JURADO-TARIFA et al. (2016)	Spain	<i>Gyps fulvus</i> , <i>Falco naumanni</i> , <i>Falco tinnunculus</i> , <i>Accipiter nisus</i> , <i>Milvus nigrans</i> , <i>Buteo buteo</i> , <i>Asio otus</i> , <i>Bubo bubo</i> , <i>Athene noctua</i> , <i>Otus scops</i> , <i>Anas platyrhynchos</i> , <i>Anser anser</i>	S. ser. Typhimurium, S. ser. Enteritidis, S. ser. Mikawasima, S. ser. Montevideo, S. ser. Bredney, S. ser. Anatum
AFEMA; SISCHO (2016)	Uganda	<i>Mimus migrans</i> , <i>Ceryle rudis</i> , <i>Alopochen aegyptiacus</i> , <i>Ardea cinerea</i> (more than ten species)	S. ser. Chandans, S. ser. Heidelberg, S. ser. Newport, S. ser. Senftenberg, S. ser. Stanleyville

Continue...

Table 1. Continuation.

Reference	Location	Bird species	Salmonella serotypes
CAMACHO et al. (2016)	Iberian Peninsula	<i>Ciconia ciconia</i>	<i>Salmonella</i> spp.
EBERT et al. (2016)	Brazil	<i>Larus dominicanus</i>	S. ser. Enteritidis
BROBEY et al. (2017)	United States	<i>Cyanocitta cristata</i> , <i>Sphyrapicus varius</i> , <i>Melanerpes carolinus</i> , <i>Columbina inca</i> , <i>Spinus tristis</i> , <i>Cardinalis cardinalis</i> , <i>Zenaida macroura</i>	<i>Salmonella</i> spp.

*Studies in which outbreaks or deaths occurred

Other studies reporting *Salmonella* serotypes in asymptomatic migratory birds were reported in United Kingdom (FRICKER, 1984), Czech Republic (LITERÁK et al., 1992), Canada (QUESSY; MESSIER, 1992) Sweden (PALMGREN et al., 2000), Argentina (FRERE et al., 2000; LIAKOPOULOS et al., 2016), Brazil (ALBARNAZ et al., 2007; EBERT et al., 2016) and Chile (LÓPEZ-MARTÍN et al., 2011).

This study presents published scientific evidence suggesting the direct and indirect role of wild birds in the transmission of *Salmonella* to humans. Foremost, there are no real evidence for the direct transmission of free-living

birds to humans, in addition to the rare cases that occur under exceptional circumstances. Theoretically, several human infections may be transmitted by these animals. However, the scientific base for most of these associations remains speculative. The review demonstrated that carrier birds are probably important in maintaining active sources of infections, which may implicate in epizooties of salmonellosis. However, most of the findings are related to the presence of the pathogen in an asymptomatic manner and the influence of environmental factors in the epidemiology of extensive epizooties remain unknown.

ACKNOWLEDGEMENTS: Not applicable.

FUNDING: This study was financed in part by the Coordenação de Aperfeiçoamento de Pessoal de Nível Superior – Brasil (CAPES) Finance Code 001.

CONFLICTS OF INTEREST: All authors declare that they have no conflict of interest.

ETHICAL APPROVAL: Not applicable.

AVAILABILITY OF DATA AND MATERIAL: Data sharing not applicable to this article as no datasets were generated or analyzed during the current study.

AUTHORS' CONTRIBUTIONS: All authors had the idea for the article, who performed the literature search and data analysis, and who drafted and/or critically revised the work.

REFERENCES

AFEMA, J.A. *Salmonella* and antimicrobial resistance in humans, livestock and wild birds. 2014. Dissertation (Doctor of Philosophy) – Washington State University, Washington, 2014. Available from: https://research.libraries.wsu.edu/xmlui/bitstream/handle/2376/5438/Afema_wsu_0251E_11262.pdf?sequence=1&isAllowed=y. Access on: 17 Apr. 2018.

AFEMA, J.A.; SISCHO, W.M. *Salmonella* in Wild Birds Utilizing Protected and Human Impacted Habitats, Uganda. *EcoHealth*, New York, v.13, n.3, p.558-569, 2016. <https://doi.org/10.1007/s10393-016-1149-1>

ALBARNAZ, J.D.; TOSO, J.; CORRÊA, A.A.; SIMÕES C.M.O.; BARARDI, C.R.M. Relationship between the contamination of gulls (*Larus dominicanus*) and oysters (*Crassostrea gigas*) with *Salmonella* serovar Typhimurium by PCR-RFLP. *International Journal of Environmental Health Research*, Macon, v.17, n.2, p.133-140, 2007. <https://doi.org/10.1080/09603120701219816>

ALLEY, M.R.; CONNOLLY, J.H.; FENWICK, S.G.; MACKERETH, G.F.; LEYLAND, M.J.; ROGERS, L.E.; HAYCOCK, M.; NICOL, C.; REED, C.E.M. An epidemic of salmonellosis caused by *Salmonella* Typhimurium DT160 in wild birds and humans in New Zealand. *New Zealand Veterinary Journal*, Wellington, v.50, n.5, p.170-176, 2002. <https://doi.org/10.1080/00480169.2002.36306>

- ALLGAYER, M.C.; OLIVEIRA, S.J.; MOTTIN, V.D.; LOIKO, M.R.; ABILLEIRA, F.; GUEDES, N.M.R.; PASSOS, D.T.; WEIMER, T.A. Isolamento de *Salmonella* Braenderup em arara-azul (*Anodorhynchus hyacinthinus*). *Ciência Rural*, Santa Maria, v.39, n.8, p.2542-2545, 2009. <https://doi.org/10.1590/S0103-847820090005000171>
- ANDRÉS, S.; VICO, J.P.; GARRIDO, V.; GRILLÓ, M.J.; SAMPER, S.; GAVÍN, P.; HERRERA-LEÓN, S.; MAINAR-JAIME, R.C. Epidemiology of Subclinical Salmonellosis in Wild Birds from an Area of High Prevalence of Pig Salmonellosis: Phenotypic and Genetic Profiles of *Salmonella* Isolates. *Zoonoses and Public Health*, Weinheim, v.60, n.5, p.355-365, 2013. <https://doi.org/10.1111/j.1863-2378.2012.01542.x>
- BARROW, P.A. Salmonella control — past, present and future. *Avian Pathology*, London, v.22, n.4, p.651-669, 1993. <https://doi.org/10.1080/03079459308418954>
- BLANCO, G. Multiresistant *Salmonella* Serovar Typhimurium Monophasic in Wintering Red Kites (*Milvus milvus*) in Segovia, Central Spain. *Journal of Raptor Research*, West Chester, v.49, n.3, p.337-341, 2015. <https://doi.org/10.3356/JRR-14-56.1>
- BÖHM, R. Behavior of selected salmonellae in the environment. *Deutsche Tierärztliche Wochenschrift*, Berlin, v.100, n.7, p.275-278, 1993. Available from: <https://pubmed.ncbi.nlm.nih.gov/8375321/>. Access on: 13 Apr. 2018.
- BORRELLI, L.; FIORETTI, A.; RUSSO, T.P.; BARCO, L.; RAIÀ, P.; BOSSA, L.M.L.; SENSALÉ, M.; MENNA, L.F.; DIPINETO, L. First report of *Salmonella enterica* serovar Infantis in common swifts (*Apus apus*). *Avian Pathology*, London, v.42, n.4, p.323-326, 2013. <https://doi.org/10.1080/03079457.2013.799262>
- BOTTI, V.; NAVILLIOD, F.V.; DOMENIS, L.; ORUSA, R.; PEPE, E.; ROBOTTO, S.; GUIDETTI, C. *Salmonella* spp. e antibiotico-resistenza in Mammiferi e Uccelli selvatici in Italia nord-occidentale dal 2002 al 2010. *Veterinaria Italiana*, Teramo, v.49, n.2, p.187-294, 2013. <https://doi.org/10.12834/VetIt.2013.492.193.200>
- BOUVIER, G.; BURGISSER, H.; SCHNEIDER, P.A. Observations on diseases in game, birds and fish in 1953 and 1954. *Schweizer Archiv für Tierheilkunde*, Bern, v.97, p.318-325, 1955.
- BRADLEY, C.A.; ALTIZER, S. Urbanization and the ecology of wildlife diseases. *Trends in Ecology & Evolution*, Maryland Heights, v.22, n.2, p.95-102, 2007. <https://doi.org/10.1016/j.tree.2006.11.001>
- BRITTINGHAM, M.C.; TEMPLE, S.A.; DUNCAN, R.M. A survey of the prevalence of selected bacteria in wild birds. *Journal of Wildlife Diseases*, Lawrence, v.24, n.2, p.299-307, 1988. <https://doi.org/10.7589/0090-3558-24.2.299>
- BROBEY, B.; KUCKNOOR, A.; ARMACOST, J. Prevalence of *Trichomonas*, *Salmonella*, and *Listeria* in Wild Birds from Southeast Texas. *Avian Diseases*, Jacksonville, v.61, n.3, p.347-352, 2017. <https://doi.org/10.1637/11607-020617-RegR>
- BRUGMAN, V.A.; HORTON, D.L.; PHIPPS, L.P.; JOHNSON, N.; COOK, A.J.C.; FOOKS, A.R.; BREED, A.C. Epidemiological perspectives on West Nile virus surveillance in wild birds in Great Britain. *Epidemiology & Infection*, Cambridge, v.141, n.6, p.1134-1142, 2013. <https://doi.org/10.1017/S095026881200177X>
- BRUNTHALER, R.; SPERGSEER, J.; LOUPAL, G. Salmonellosis and Macrorhabdiosis in Passerine Birds in Austria During Winter 2009–2010. *Journal of Comparative Pathology*, Belfast, v.143, n.4, p.348, 2010. <https://doi.org/10.1016/j.jcpa.2010.09.168>
- CAMACHO, M.C.; HERNÁNDEZ, J.M.; LIMA-BARBERO, J.F.; HÖFLE, U. Use of wildlife rehabilitation centres in pathogen surveillance: A case study in white storks (*Ciconia ciconia*). *Preventive Veterinary Medicine*, Berlin, v.130, p.106-111, 2016. <https://doi.org/10.1016/j.prevetmed.2016.06.012>
- ČÍŽEK, A.; DOLEJSKÁ, M.; KARPÍŠKOVÁ, R.; DĚDIČOVÁ, D.; LITERÁK, I. Wild black-headed gulls (*Larus ridibundus*) as an environmental reservoir of *Salmonella* strains resistant to antimicrobial drugs. *European Journal of Wildlife Research*, Ciudad Real, v.53, n.1, p.55-60, 2007. <https://doi.org/10.1007/s10344-006-0054-2>
- ČÍŽEK, A.; LITERÁK, I.; HEJLÍČEK, K.; TREML, F.; SMOLA, J. *Salmonella* contamination of the environment and its incidence in wild birds. *Journal of Veterinary Medicine, Series B*, Weinheim, v.41, n.1-10, p.320-327, 1994. <https://doi.org/10.1111/j.1439-0450.1994.tb00234.x>
- CONNOLLY, J.H.; ALLEY, M.R.; DUTTON, G.J.; ROGERS, L.E. Infectivity and persistence of an outbreak strain of *Salmonella enterica* serotype Typhimurium DT160 for house sparrows (*Passer domesticus*) in New Zealand. *New Zealand Veterinary Journal*, Wellington, v.54, n.6, p.329-332, 2006. <https://doi.org/10.1080/00480169.2006.36719>
- COULSON, J.C.; BUTTERFIELD, J.; THOMAS, C. The herring gull *Larus argentatus* as a likely transmitting agent of *Salmonella montevideo* to sheep and cattle. *Epidemiology & Infection*, Cambridge, v.91, n.3, p.437-443, 1983. <https://doi.org/10.1017/S0022172400060472>
- DAOUST, P.-Y.; BUSBY, D.G.; FERNS, L.; GOLTZ, J.; MCBURNEY, S.; POPPE, C.; WHITNEY, H. Salmonellosis in songbirds in the Canadian Atlantic provinces during winter-summer 1997-98. *The Canadian Veterinary Journal*, Guelph, v.41, n.1, p.54-59, 2000. Available from: <https://pubmed.ncbi.nlm.nih.gov/10642873/>. Access on: 7 Jul. 2017.
- DAOUST, P.-Y.; PRESCOTT, J.F. Salmonellosis. In: THOMAS, N.J.; HUNTER, D.B.; ATKINSON, C.T. (eds). *Infectious Diseases of Wild Birds*. Ames: Blackwell, 2007. chap. 13, p.270-288. <https://doi.org/10.1002/9780470344668.ch13>
- DASZAK, P.; CUNNINGHAM, A.A.; HYATT, A.D. Emerging Infectious Diseases of Wildlife—Threats to Biodiversity and Human Health. *Science*, Washington, v.287, n.5452, p.443-449, 2000. <https://doi.org/10.1126/science.287.5452.443>
- DIAS, P.A.; WILSMANN, D.E.; HEINEN, J.G.; CORSINI, C.D.; CALABUIG, C.; TIMM, C.D. Primeiro relato de *Salmonella enterica* e *Campylobacter* spp. isolados de Garibaldi (*Chrysomus ruficapillus*) e Canário-da-terra (*Sicalis flaveola*) silvestres. *Revista do Instituto Adolfo Lutz*, São Paulo, v.73, n.4, p.368-371, 2014. Available from: [https://www.bvs-vet.org.br/vetindex/periodicos/revista-do-instituto-adolfo-lutz/73-\(2014\)-4/primeiro-relato-de-salmonella-enterica-e-campylobacter-spp-isolados-de/](https://www.bvs-vet.org.br/vetindex/periodicos/revista-do-instituto-adolfo-lutz/73-(2014)-4/primeiro-relato-de-salmonella-enterica-e-campylobacter-spp-isolados-de/). Access on: 11 Ago. 2018.

- DIMITROV, K.; METCHEVA, R.; KENAROVA, A. Salmonella Presence — An Indicator of Direct and Indirect Human Impact on Gentoo in Antarctica. *Biotechnology & Biotechnological Equipment*, Sofia, v.23, p.246-249, 2009. Supplementary 1. <https://doi.org/10.1080/13102818.2009.10818411>
- DOBBIN, G.; HARIHARAN, H.; DAOUST, P.-Y.; HARIHARAN, S.; HEANEY, S.; COLES, M.; PRICE, L.; MUCKLE, C.A. Bacterial flora of free-living Double-crested cormorant (*Phalacrocorax auritus*) chicks on Prince Edward Island, Canada, with reference to enteric bacteria and antibiotic resistance. *Comparative Immunology, Microbiology and Infectious Diseases*, Lyon, v.28, n.1, p.71-82, 2005. [https://doi.org/10.1016/S0147-9571\(04\)00059-1](https://doi.org/10.1016/S0147-9571(04)00059-1)
- DUARTE, E.L.; GUERRA, M.M.; BERNARDO, F.M. *Salmonella* and *Listeria* spp. carriage by gulls (larids). *Revista Portuguesa de Ciências Veterinárias*, Lisbon, v.97, n.544, p.181-187, 2002. Available from: http://www.fmv.ulisboa.pt/spcv/edicao/12_2002/544_181_187.htm. Access on: 13 Jan. 2018.
- EBERT, L.A.; SCHLEMPER, J.C.; PELISSER, M. R; PEREIRA, B. D. A; DA SILVA, M. A; BRANCO, J. O. Pathogenic Bacteria Associated with Kelp Gull *Larus dominicanus* (Charadriiformes, Laridae) on the Coast of Santa Catarina State-Brazil. *International Journal of Current Microbiology and Applied Sciences*, Tamilnadu, v.5, n.5, p.458-473, 2016. <https://doi.org/10.20546/ijcmas.2016.505.048>
- EPSTEIN, J.H.; MCKEE, J.; SHAW, P.; HICKS, V.; MICALIZZI, G.; DASZAK, P.; KAUFMAN, G. The Australian White Ibis (*Threskiornis molucca*) as a Reservoir of Zoonotic and Livestock Pathogens. *EcoHealth*, New York, v.3, n.4, p.290-298, 2006. <https://doi.org/10.1007/s10393-006-0064-2>
- FENLON, D.R. A comparison of Salmonella serotypes found in the faeces of gulls feeding at a sewage works with serotypes present in the sewage. *Epidemiology & Infection*, Cambridge, v.91, n.1, p.47-52, 1983. <https://doi.org/10.1017/S0022172400060010>
- FENLON, D.R. Seagulls (*Larus* spp.) as vectors of salmonellae: an investigation into the range of serotypes and numbers of salmonellae in gull faeces. *Epidemiology & Infection*, Cambridge, v.86, n.2, p.195-202, 1981. <https://doi.org/10.1017/S0022172400068911>
- FERRAZZI, V.; GRILLI, G.; MORENO, M.A.; LELLI, D.; GALLAZZI, D. Health status of the hooded crow (*Corvus corone cornix*) in Northern Italy. In: *Western Poultry Disease Conference*. 2005. p.111.
- FOTI, M.; RINALDO, D.; GUERCIO, A.; GIACOPELLO, C.; ALEO, A.; LEO, F.; FISICHELLA, V.; MAMMINA, C. Pathogenic microorganisms carried by migratory birds passing through the territory of the island of Ustica, Sicily (Italy). *Avian Pathology*, London, v.40, n.4, p.405-409, 2011. <https://doi.org/10.1080/03079457.2011.588940>
- FREITAS, M.A.Q.; SANTOS, J.A.; PIRES, A.R.; NASCIMENTO, E. Infecção por *Salmonella typhimurium* de origem hídrica em garça gigante (*Casmerodius albus egretta*), em sua vida livre no Estado do Rio de Janeiro. *Revista da Sociedade Brasileira de Medicina Tropical*, Uberaba, v.11, n.5, p.161-166, 1977. <https://doi.org/10.1590/S0037-86821977000500001>
- FRERE, E.; GANDINI, P.A.; PECK, R.M. Gaviota Cocinera (*Larus dominicanus*) como vector potencial de patógenos, em la costa patagónica. *El Hornero*, Buenos Aires, v.15, n.02, p.93-97, 2000. Available from: <https://ri.conicet.gov.ar/handle/11336/72054>. Access on: 10 Jan. 2018.
- FRICKER, C.R. A note on salmonella excretion in the black headed gull (*Lams ribundus*) feeding at sewage treatment works. *Journal of Applied Bacteriology*, London, v.56, n.3, p.499-502, 1984. <https://doi.org/10.1111/j.1365-2672.1984.tb01380.x>
- FUKUI, D. et al. Mass mortality of Eurasian tree sparrows (*Passer montanus*) from *Salmonella* Typhimurium DT40 in Japan, winter 2008–09. *Journal of Wildlife Diseases*, Lawrence, v.50, n.3, p.484-495, 2014. <https://doi.org/10.7589/2012-12-321>
- GABRIEL, I.; MALLET, S.; SIBILLE, P. La microflore digestive des volailles: facteurs de variation et conséquences pour l'animal. *INRAE Productions Animales*, Saint-Genès-Champagne, v.18, n.5, p.309-322, 2005. <https://doi.org/10.20870/productions-animales.2005.18.5.3535>
- GAST, R.K. Salmonella Infections. In: SAIF, Y.M. (ed). *Diseases of Poultry*. 12th. Ed. Ames: Blackwell, 2008. chap.16, p.619-665.
- GIOVANNINI, S.; PEWSNER, M.; HÜSSY, D.; HÄCHLER, H.; DEGIORGIS, M.-P.R.; VON HIRSCHHEYDT, J.; ORIGGI, F.C. Epidemic of Salmonellosis in Passerine Birds in Switzerland With Spillover to Domestic Cats. *Veterinary Pathology*, Guelph, v.50, n.4, p.597-606, 2013. <https://doi.org/10.1177/0300985812465328>
- GIRDWOOD, R.W.A.; FRICKER, C.R.; MUNRO, D.; SHEDDEN, C.B.; MONAGHAN, P. The incidence and significance of salmonella carriage by gulls (*Larus* spp.) in Scotland. *Epidemiology & Infection*, Cambridge, v.95, n.2, p.229-241, 1985. <https://doi.org/10.1017/S0022172400062665>
- GRANT, D.; TODD, P.A.; PENNYCOTT, T. Monitoring wild greenfinch (*Carduelis chloris*) for *Salmonella enterica typhimurium*. *Ecological Research*, Kyoto, v.22, n.4, p.571-574, 2007. <https://doi.org/10.1007/s11284-006-0056-2>
- HAESSENDONCK, R.; RASSCHAERT, G.; MARTEL, A.; VERBRUGGHE, E.; HEYNDRIKX, M.; HAESEBROUCK, F.; PASMANS, F. Feral pigeons: A reservoir of zoonotic *Salmonella* Enteritidis strains? *Veterinary Microbiology*, Melbourne, v.195, p.101-103, 2016.
- HAMER, S.A.; LEHRER, E.; MAGLE, S.B. Wild Birds as Sentinels for Multiple Zoonotic Pathogens Along an Urban to Rural Gradient in Greater Chicago, Illinois. *Zoonoses and Public Health*, Weinheim, v.59, n.5, p.355-364, 2012. <https://doi.org/10.1111/j.1863-2378.2012.01462.x>
- HARBOURNE, J.F. The Isolation of *Salmonella Gallinarum* in Wild Birds. *Journal of Comparative Pathology and Therapeutics*, Amsterdam, v.65, p.250-254, 1955. [https://doi.org/10.1016/S0368-1742\(55\)80023-9](https://doi.org/10.1016/S0368-1742(55)80023-9)
- HAUSER, E.; HUEHN, S.; JUNKER, E.; JABER, M.; SCHROETER, A.; HELMUTH, R.; RABSCH, W.; WINTERHOFF, N.; MALORNY, B. Characterisation of a phenotypic monophasic variant belonging to *Salmonella enterica* subsp. *enterica* serovar Typhimurium from wild birds and its possible transmission to cats and humans. *Berliner und Munchener Tierärztliche Wochenschrift*, Berlin, v.122, n.5-6, p.169-177, 2009. Available from: <https://europepmc.org/article/med/19517930>. Access on: 20 Feb. 2018.

- HERNÁNDEZ, J.; LINDBERG, P.; WALDENSTRÖM, J.; DROBNI, M.; OLSEN, B. A novel *Salmonella* serovar isolated from Peregrine Falcon (*Falco peregrinus*) nestlings in Sweden: *Salmonella enterica enterica* serovar Pajala (*Salmonella* Pajala). *Infection Ecology & Epidemiology*, Uppsala, v.2, n.1, p.7373, 2012. <https://doi.org/10.3402/iee.v2i0.7373>
- HERNANDEZ S.M.; KEEL K.; SANCHEZ S.; TREES E.; GERNER-SMIDT P.; ADAMS J.K.; CHENG Y.; Ray A.; MARTIN G.; PRESOTTO A.; RUDES M.G.; BROWN J.; BLEHERT D.S.; COTTRELL W.; MAURER J.J. Epidemiology of a *Salmonella enterica* subsp. *enterica* Serovar Typhimurium Strain Associated with a Songbird Outbreak. *Applied and Environmental Microbiology*, Bayreuth, v.78, n.20, p.7290-7298, 2012. <https://doi.org/10.1128/AEM.01408-12>
- HERNANDEZ S.M.; WELCH C.N.; PETERS V.E.; LIPP E.K.; CURRY S.; YABSLEY M.J.; SANCHEZ S.; PRESOTTO A.; GERNER-SMIDT P.; HISE K.B.; HAMMOND E.; KISTLER W.M.; MADDEN M.; CONWAY A.L.; KWAN T.; MAURER J.J. Urbanized White Ibises (*Eudocimus albus*) as Carriers of *Salmonella enterica* of Significance to Public Health and Wildlife. *PLoS ONE*, San Francisco, v.11, n.10, p.e0164402, 2016. <https://doi.org/10.1371/journal.pone.0164402>
- HUBÁLEK, Z. An annotated checklist of pathogenic microorganisms associated with migratory birds. *Journal of Wildlife Diseases*, Lawrence, v.40, n.4, p.639-659, 2004. <https://doi.org/10.7589/0090-3558-40.4.639>
- HUDSON, C.R.; QUIST, C.; LEE, M.D.; KEYES, K.; DODSON, S.V.; MORALES, C.; SANCHEZ, S.; WHITE, D.G.; MAURER, J.J. Genetic Relatedness of *Salmonella* Isolates from Nondomestic Birds in Southeastern United States. *Journal of Clinical Microbiology*, Washington, v.38, n.5, p.1860-1865, 2000. <https://doi.org/10.1128/JCM.38.5.1860-1865.2000>
- HUGHES, L.A.; WIGLEY, P.; BENNETT, M.; CHANTREY, J.; WILLIAMS, N. Multi-locus sequence typing of *Salmonella enterica* serovar Typhimurium isolates from wild birds in northern England suggests host-adapted strain. *Letters in Applied Microbiology*, London, v.51, n.4, p.477-479, 2010. <https://doi.org/10.1111/j.1472-765X.2010.02918.x>
- IVESON, J.B.; SHELLAM, G.R.; BRADSHAW, S.D.; SMITH, D.W.; MACKENZIE, J.S.; MOFFLIN, R.G. *Salmonella* infections in Antarctic fauna and island populations of wildlife exposed to human activities in coastal areas of Australia. *Epidemiology & Infection*, Cambridge, v.137, n.6, p.858-870, 2009. <https://doi.org/10.1017/S0950268808001222>
- JIJÓN, S.; WETZEL, A.; LEJEUNE, J. *Salmonella enterica* isolated from wildlife at two Ohio rehabilitation centers. *Journal of Zoo and Wildlife Medicine*, Yulee, v.38, n.3, p.409-413, 2007. [https://doi.org/10.1638/1042-7260\(2007\)38\[409:SEIFWA\]2.0.CO;2](https://doi.org/10.1638/1042-7260(2007)38[409:SEIFWA]2.0.CO;2)
- JONES, D.N.; REYNOLDS, S.J. Feeding birds in our towns and cities: a global research opportunity. *Journal of Avian Biology*, Gotemburgo, v.39, n.3, p.265-271, 2008. <https://doi.org/10.1111/j.0908-8857.2008.04271.x>
- JURADO-TARIFA, E.; TORRALBO, A.; BORGE, C.; CERDÀ-CUÉLLAR, M.; AYATS, T.; CARBONERO, A.; GARCÍA-BOCANEGRA, I. Genetic diversity and antimicrobial resistance of *Campylobacter* and *Salmonella* strains isolated from decoys and raptors. *Comparative Immunology, Microbiology and Infectious Diseases*, Lyon, v.48, p.14-21, 2016. <https://doi.org/10.1016/j.cimid.2016.07.003>
- KHIDHIR, Z.K. Isolation of *Salmonella* from Some Species of Wild Birds In Sulaimania. *Al-Mustansiriyah Journal of Science*, Baghdad, v.21, n.4, p.49-52, 2010. Available from: <https://www.iasj.net/iasj?func=article&ald=77528>. Access on: 18 May. 2018.
- KIRK, J.H.; HOLMBERG, C.A.; JEFFREY, J.S. Prevalence of *Salmonella* spp in selected birds captured on California dairies. *Journal of the American Veterinary Medical Association*, Schaumburg, v.220, n.3, p.359-362, 2002. <https://doi.org/10.2460/javma.2002.220.359>
- KIRKPATRICK, C.E.; COLVIN, B.A. *Salmonella* spp. in nestling common barn-owls (*Tyto alba*) from southwestern New Jersey. *Journal of Wildlife Diseases*, Lawrence, v.22, n.3, p.340-343, 1986. <https://doi.org/10.7589/0090-3558-22.3.340>
- KIRKPATRICK, C.E.; TREXLER-MYREN, V.P. A survey of free-living falconiform birds for *Salmonella*. *Journal of the American Veterinary Medical Association*, Schaumburg, v.189, n.9, p.997-998, 1986. Available from: <https://pubmed.ncbi.nlm.nih.gov/3506002/>. Access on: 13 May 2018.
- KITADAI, N.; NINOMIYA, N.; MURASE, T.; OBI, T.; TAKASE, K. *Salmonella* Isolated from the Feces of Migrating Cranes at the Izumi Plain (2002-2008): Serotype, Antibiotic Sensitivity and PFGE Type. *Journal of Veterinary Medical Science*, Tokyo, v.72, n.7, p.939-942, 2010. <https://doi.org/10.1292/jvms.09-0576>
- KLAASSEN, M.; HOYE, B.J.; NOLET, B.A.; BUTTEMER, W.A. Ecophysiology of avian migration in the face of current global hazards. *Philosophical Transactions of the Royal Society B*, London, v.367, n.1596, p.1719-1732, 2012. <https://doi.org/10.1098/rstb.2012.0008>
- KOCABIYIK, A.L.; CANGUL, I.T.; ALASONYALILAR, A.; DEDICOVA, D.; KARPISKOVA, R. Isolation of *Salmonella* Enteritidis Phage Type 21b from a Eurasian Eagle-Owl (*Bubo bubo*). *Journal of Wildlife Diseases*, Lawrence, v.42, n.3, p.696-698, 2006. <https://doi.org/10.7589/0090-3558-42.3.696>
- KRAWIEC, M.; KUCZKOWSKI, M.; KRUSZEWICZ, A.G.; WIELICZKO, A. Prevalence and genetic characteristics of *Salmonella* in free-living birds in Poland. *BMC Veterinary Research*, London, v.11, p.15, 2015. <https://doi.org/10.1186/s12917-015-0332-x>
- LA SALA, L.F.; PETRACCI, P.F.; RANDAZZO, V.; FERNÁNDEZ-MIYAKAWA, M.E. Enteric bacteria in Olrog's Gull (*Larus atlanticus*) and Kelp Gull (*Larus dominicanus*) from the Bahía Blanca Estuary, Argentina. *El Hornero*, Buenos Aires, v.28, n.2, p.59-64, 2013. Available from: http://www.scielo.org.ar/scielo.php?script=sci_arttext&pid=S0073-34072013000200002&lng=es&nr=iso&tlng=en. Access on: 1 Aug. 2018.
- LADEAU, S.L.; KILPATRICK, A.M.; MARRA, P.P. West Nile virus emergence and large-scale declines of North American bird populations. *Nature*, London, v.447, n.7145, p.710-713, 2007. <https://doi.org/10.1038/nature05829>
- LAWSON, B. *et al.* Epidemiological evidence that garden birds are a source of human salmonellosis in England and Wales. *PLoS ONE*, San Francisco, v.9, n.2, p.e88968, 2014. <https://doi.org/10.1371/journal.pone.0088968>

- LÉVESQUE, B.; BROUSSEAU, P.; SIMARD, P.; DEWAILLY, E.; MEISELS, M.; RAMSAY, D.; JOLY, J. Impact of the Ring-Billed Gull (*Larus delawarensis*) on the Microbiological Quality of Recreational Water. *Applied and Environmental Microbiology*, Bayreuth, v.59, n.4, p.1228-1230, 1993. <https://doi.org/10.1128/AEM.59.4.1228-1230.1993>
- LIAKOPOULOS, A.; OLSEN, B.; GEURTS, Y.; ARTURSSON, K.; BERG, C.; MEVIUS, D.J.; BONNEDAHN, J. Molecular Characterization of Extended-Spectrum Cephalosporin-Resistant *Enterobacteriaceae* from Wild Birds (Kelp Gulls) in South America. *Antimicrobial Agents and Chemotherapy*, Washington, v.60, n.11, p.6924-6927, 2016. <https://doi.org/10.1128/AAC.01120-16>
- LILLEHAUG, A.; JONASSEN, C.M.; BERGSJØ, B.; HOFSHAGEN, M.; THARALDSEN, J.; NESSE, L.L.; HANDELAND, K. Screening of Feral Pigeon (*Columba livia*), Mallard (*Anas platyrhynchos*) and Graylag Goose (*Anser anser*) Populations for *Campylobacter* spp., *Salmonella* spp., Avian Influenza Virus and Avian Paramyxovirus. *Acta Veterinaria Scandinavica*, København, v.46, n.4, p.193, 2005. <https://doi.org/10.1186/1751-0147-46-193>
- LITERÁK, I.; ČÍŽEK, A.; HONZA, M. Examinations of Young Black-headed Gulls (*Larus ridibundus*) for the Detection of Salmonellae in the Environment. *Acta Veterinaria Brno*, Brno, v.61, n.2-3, p.141-146, 1992. <https://doi.org/10.2754/avb199261020141>
- LITERÁK, I.; VANKO, R.; DOLEJSKÁ, M.; ČÍŽEK, A.; KARPÍŠKOVÁ, R. Antibiotic resistant *Escherichia coli* and *Salmonella* in Russian rooks (*Corvus frugilegus*) wintering in the Czech Republic. *Letters in Applied Microbiology*, London, v.45, n.6, p.616-621, 2007. <https://doi.org/10.1111/j.1472-765X.2007.02236.x>
- LÓPEZ-MARTÍN, J.; JUNOD, T.; RIQUELME, F.; CONTRERAS, C.; GONZÁLEZ-ACUÑA, D. Detection of *Salmonella* and *Mycobacterium* species in seagulls captured in Talcahuano, Chile. *Revista Médica de Chile*, Santiago, v.139, n.11, p.1496-1502, 2011. <https://doi.org/10.4067/S0034-98872011001100017>
- LU, J.; IDRIS, U.; HARMON, B.; HOFACRE, C.; MAURER, J.J.; LEE, M.D. Diversity and succession of the intestinal bacterial community of the maturing broiler chicken. *Applied and Environmental Microbiology*, Bayreuth, v.69, n.11, p.6816-6824, 2003. <https://doi.org/10.1128/AEM.69.11.6816-6824.2003>
- MIKAELIAN, I.; DAIGNAULT, D.; DUVAL, M.C.; MARTINEAU, D. Salmonella infection in wild birds from Quebec. *The Canadian Veterinary Journal*, Guelph, v.38, n.6, p.385, 1997. Available from: <https://www.ncbi.nlm.nih.gov/pmc/articles/PMC1576894/>. Access on: 11 Aug. 2018.
- MILLÁN, J.; ADURIZ, G.; MORENO, B.; JUSTE, R.A.; BARRAL, M. Salmonella isolates from wild birds and mammals in the Basque Country (Spain). *Revue Scientifique et Technique*, Paris, v.23, n.3, p.905-911, 2004. <https://doi.org/10.20506/rst.23.3.1529>
- MIRZAI, S.; HASSANZADEH, M.; ASHRAFI, I. Identification and characterization of *Salmonella* isolates from captured house sparrows. *Turkish Journal of Veterinary and Animal Sciences*, Ankara, v.34, n.2, p.181-186, 2010. Available from: <https://journals.tubitak.gov.tr/veterinary/abstract.htm?id=10827>. Access on: 21 Sep. 2018.
- MOLINA-LOPEZ, R.A.; VALVERDÚ, N.; MARTIN, M.; MATEU, E.; OBON, E.; CERDÀ-CUÉLLAR, M.; DARWICH, L. Wild raptors as carriers of antimicrobial-resistant *Salmonella* and *Campylobacter* strains. *Veterinary Record*, London, v.168, n.21, p.565, 2011. <https://doi.org/10.1136/vr.c7123>
- MORENO, J.; BRIONES, V.; MERINO, S.; BALLESTEROS, C.; SANZ, J.J.; TOMÁS, G. Beneficial effects of cloacal bacteria on growth and fledging size in nestling pied flycatchers (*Ficedula hypoleuca*) in Spain. *The Auk*, Oxford, v.120, n.3, p.784-790, 2003. <https://doi.org/10.2307/4090108>
- MURRAY, C.J. Salmonellae in the environment. *Revue Scientifique et Technique*, Paris, v.10, n.3, p.765-785, 1991. <https://doi.org/10.20506/rst.10.3.568>
- NEEL, R.; MINOR, L.; KAWEH, M. Une nouvelle espèce de *Salmonella* isolée chez un corbeau (*Corvus-corax*):-s-Hessarek. *Annales de l'Institut Pasteur*, Paris, p.271-274, 1953. Available from: https://archrazi.areeo.ac.ir/article_108386.html. Access on: 10 Apr. 2018.
- OLSEN, B.; BERGSTRÖM, S.; MCCAFFERTY, D.J.; SELLIN, M.; WISTRÖM, J. *Salmonella enteritidis* in Antarctica: zoonosis in man or humanosis in penguins? *The Lancet*, London, v.348, n.9037, p.1319-1320, 1996. [https://doi.org/10.1016/S0140-6736\(05\)65807-2](https://doi.org/10.1016/S0140-6736(05)65807-2)
- PALMGREN, H.; ASPÁN, A.; BROMAN, T.; BENGTTSSON, K.; BLOMQUIST, L.; BERGSTRÖM, S.; SELLIN, M.; WOLLIN, R.; OLSEN, B. *Salmonella* in Black-headed gulls (*Larus ridibundus*); prevalence, genotypes and influence on *Salmonella* epidemiology. *Epidemiology & Infection*, Cambridge, v.134, n.3, p.635-644, 2005. <https://doi.org/10.1017/S0950268805005261>
- PALMGREN, H.; MCCAFFERTY, D.; ASPÁN, A.; BROMAN, T.; SELLIN, M.; WOLLIN, R.; BERGSTRÖM, S.; OLSEN, B. *Salmonella* in sub-Antarctica: low heterogeneity in *Salmonella* serotypes in South Georgian seals and birds. *Epidemiology & Infection*, Cambridge, v.125, n.2, p.257-262, 2000. <https://doi.org/10.1017/S0950268899004586>
- PALMGREN, H.; SELLIN, M.; BERGSTRÖM, S.; OLSEN, B. Enteropathogenic Bacteria in Migrating Birds Arriving in Sweden. *Scandinavian Journal of Infectious Diseases*, Umeå, v.29, n.6, p.565-568, 1997. <https://doi.org/10.3109/00365549709035895>
- PALOMO, G. et al. Dissemination of Antimicrobial-Resistant Clones of *Salmonella enterica* Among Domestic Animals, Wild Animals, and Humans. *Foodborne Pathogens and Disease*, Knoxville, v.10, n.2, p.171-176, 2013. <https://doi.org/10.1089/fpd.2012.1288>
- PEDERSEN, K.; MARKS, D.R.; ARSNOE, D.M.; AFONSO, C.L.; BEVINS, S.N.; MILLER, P.J.; RANDALL, A.R.; DELIBERTO, T.J. Avian Paramyxovirus Serotype 1 (Newcastle Disease Virus), Avian Influenza Virus, and *Salmonella* spp. in Mute Swans (*Cygnus olor*) in the Great Lakes Region and Atlantic Coast of the United States. *Avian Diseases*, Jacksonville, v.58, n.1, p.129-136, 2013. <https://doi.org/10.1637/10638-081413-Reg.1>
- PENFOLD, J.B.; AMERY, H.C.C.; PEET, P.J.M. News and Notes: Gastroenteritis associated with wild birds in a hospital kitchen. *British Medical Journal*, London, v.2, n.6193, 801-803, 1979. <https://doi.org/10.1136/bmj.2.6193.801>

- PENNYCOTT, T.W.; PARK, A.; MATHER, H.A. Isolation of different serovars of *Salmonella enterica* from wild birds in Great Britain between 1995 and 2003. *Veterinary Record*, London, v.158, n.24, 817-820, 2006. <https://doi.org/10.1136/vr.158.24.817>
- PENNYCOTT, T.W.; MATHER, H.A.; BENNETT, G.; FOSTER, G. Salmonellosis in garden birds in Scotland, 1995 to 2008: geographic region, *Salmonella enterica* phage type and bird species. *Veterinary Record*, London, v.166, n.14, p.419-421, 2010. <https://doi.org/10.1136/vr.b4761>
- PHALEN, D.N.; DREW, M.L.; SIMPSON, B.; ROSET, K.; DUBOSE, K.; MORA, M. *Salmonella enterica* subsp. *Enterica* in Cattle Egret (*Bubulcus ibis*) chicks from central Texas: prevalence, serotypes, pathogenicity, and epizootic potential. *Journal of Wildlife Diseases*, Lawrence, v.46, n.2, p.379-389, 2010. <https://doi.org/10.7589/0090-3558-46.2.379>
- PLANT, C.W. Salmonellosis in wild birds feeding at sewage treatment works. *Epidemiology & Infection*, Cambridge, v.81, n.1, p.43-48, 1978. <https://doi.org/10.1017/S0022172400053754>
- QUESSY, S.; MESSIER, S. Prevalence of *Salmonella* spp., *Campylobacter* spp. and *Listeria* spp. in ring-billed gulls (*Larus delawarensis*). *Journal of Wildlife Diseases*, Lawrence, v.28, n.4, p.526-531, 1992. <https://doi.org/10.7589/0090-3558-28.4.526>
- RADWAN, A.I.; LAMPKY, J.R. Enterobacteriaceae isolated from cowbirds (*Molothrus ater*) and other species of wild birds in Michigan. *Avian Diseases*, Jacksonville, v.16, n.2, p.343-350, 1972. <https://doi.org/10.2307/1588799>
- RECHE, M.P.; JIMÉNEZ, P.A.; ALVAREZ, F.; RÍOS, J.E.G.; ROJAS, A.M.; PEDRO, P. Incidence of Salmonellae in Captive and Wild Free-Living Raptorial Birds in Central Spain. *Journal of Veterinary Medicine, Series B*, Weinheim, v.50, n.1, p.42-44, 2003. <https://doi.org/10.1046/j.1439-0450.2003.00623.x>
- REFSUM, T.; HANDELAND, K.; BAGGESEN, D.L.; HOLSTAD, G.; KAPPERUD, G. Salmonellae in Avian Wildlife in Norway from 1969 to 2000. *Applied and Environmental Microbiology*, Bayreuth, v.68, n.11, p.5595-5599, 2002. <https://doi.org/10.1128/AEM.68.11.5595-5599.2002>
- REFSUM, T.; VIKØREN, T.; HANDELAND, K.; KAPPERUD, G.; HOLSTAD, G. Epidemiologic and pathologic aspects of *Salmonella* Typhimurium infection in passerine birds in Norway. *Journal of Wildlife Diseases*, Lawrence, v.39, n.1, p.64-72, 2003. <https://doi.org/10.7589/0090-3558-39.1.64>
- RETTGER, L.F. Further studies on fatal septicemia in young chickens, or "white diarrhea". *The Journal of Medical Research*, Boston, v.21, n.1, p.115-123, 1909. Available from: <https://www.ncbi.nlm.nih.gov/pmc/articles/PMC2098883/>. Access on: 21 Sep. 2018.
- ROUFFAER, L.O.; LENS, L.; HAESSENDONCK, R.; TEYSSIER, A.; HUDIN, N.S.; STRUBBE, D.; HAESBROUCK, F.; MARTEL, A. House Sparrows Do Not Constitute a Significant *Salmonella* Typhimurium Reservoir across Urban Gradients in Flanders, Belgium. *PLoS ONE*, San Francisco, v.11, n.5, p.e0155366, 2016. <https://doi.org/10.1371/journal.pone.0155366>
- SKOV, M.N.; MADSEN, J.J.; RAHBEK, C.; LODAL, J.; JESPERSEN, J.B.; JØRGENSEN, J.C.; DIETZ, H.H.; CHRIÉL, M.; BAGGESEN, D.L. Transmission of *Salmonella* between wildlife and meat-production animals in Denmark. *Journal of Applied Microbiology*, London, v.105, n.5, p.1558-1568, 2008. <https://doi.org/10.1111/j.1365-2672.2008.03914.x>
- SMITH, W.A.; MAZET, J.A.K.; HIRSH, D.C. *Salmonella* in California wildlife species: prevalence in rehabilitation centers and characterization of isolates. *Journal of Zoo and Wildlife Medicine*, Yulee, v.33, n.3, p.228-235, 2002. [https://doi.org/10.1638/1042-7260\(2002\)033\[0228:SIWSP\]2.0.CO;2](https://doi.org/10.1638/1042-7260(2002)033[0228:SIWSP]2.0.CO;2)
- SOUSA, E.; BERCHIERI JÚNIOR, A.; PINTO, A.A.; MACHADO, R.Z.; CARRASCO, A.O.T.; MARCIANO, J.A.; WERTHER, K. Prevalence of *Salmonella* spp. Antibodies to *Toxoplasma gondii*, and Newcastle Disease Virus in Feral Pigeons (*Columba livia*) in the city of Jaboticabal, Brazil. *Journal of Zoo and Wildlife Medicine*, Yulee, v.41, n.4, p.603-607, 2010b. <https://doi.org/10.1638/2008-0166.1>
- SOUSA, E.; WERTHER, K.; BERCHIERI JÚNIOR, A. Assessment of Newcastle and infectious bronchitis pathogens, and *Salmonella* spp. in wild birds captured near poultry facilities. *Arquivo Brasileiro de Medicina Veterinária e Zootecnia*, Belo Horizonte, v.62, n.1, p.219-223, 2010a. <https://doi.org/10.1590/S0102-09352010000100031>
- SPECKMANN, G. Investigation on the occurrence of salmonellae in mute swans (*Cygnus olor*). *The Canadian Veterinary Journal*, Guelph, v.16, n.6, p.174-175, 1975. Available from: <https://www.ncbi.nlm.nih.gov/pmc/articles/PMC1696928/>. Access on: 12 Oct. 2018.
- SULZNER, K.; KELLY, T.; SMITH, W.; JOHNSON, C.K. Enteric pathogens and antimicrobial resistance in turkey vultures (*Cathartes Aura*) feeding at the wildlife-livestock interface. *Journal of Zoo and Wildlife Medicine*, Yulee, v.45, n.4, p.931-934, 2014. <https://doi.org/10.1638/2012-0217.1>
- TANAKA, C.; MIYAZAWA, T.; WATARAI, M.; ISHIGURO, N. Bacteriological Survey of Feces from Feral Pigeons in Japan. *Journal of Veterinary Medical Science*, Tokyo, v.67, n.9, p.951-953, 2005. <https://doi.org/10.1292/jvms.67.951>
- TAUNI, M.A.; ÖSTERLUND, A. Outbreak of *Salmonella typhimurium* in cats and humans associated with infection in wild birds. *Journal of Small Animal Practice*, Quedgeley, v.41, n.8, p.339-341, 2000. <https://doi.org/10.1111/j.1748-5827.2000.tb03214.x>
- TIZARD, I. Salmonellosis in wild birds. *Seminars in Avian and Exotic Pet Medicine*, Philadelphia, v.13, n.2, p.50-66, 2004. <https://doi.org/10.1053/j.saep.2004.01.008>
- UNE, Y.; SANBE, A.; SUZUKI, S.; NIWA, T.; KAWAKAMI, K.; KUROSAWA, R.; IZUMIYA, H.; WATANABE, H.; KATO, Y. *Salmonella enterica* Serotype Typhimurium Infection Causing Mortality in Eurasian Tree Sparrows (*Passer montanus*) in Hokkaido. *Japanese Journal of Infectious Diseases*, Shinjuku, v.61, n.2, p.166-167, 2008. Available from: <https://www.niid.go.jp/niid/images/JJID/61/166.pdf>. Access on: 24 Jun. 2018.
- VAN ANDEL, M.; JACKSON, B.H.; MIDWINTER, A.C.; ALLEY, M.R.; EWEN, J.G.; MCINNES, K.; HOFF, R.J.; REYNOLDS, A.D.; FRENCH, N. Investigation of mortalities associated with *Salmonella* spp. infection in wildlife on Tiritiri Matangi Island in the Hauraki Gulf of New Zealand. *New Zealand Veterinary Journal*, Wellington, v.63, n.4, p.235-239, 2015. <https://doi.org/10.1080/00480169.2014.990065>

VELARDE, R.; PORRERO, M.C.; SERRANO, E.; MARCO, I.; GARCÍA, M.; TÉLLEZ, S.; DOMÍNGUEZ, L.; AYMI, R.; LAVÍN, S. Septicemic salmonellosis caused by *Salmonella* Hessarek in wintering and migrating Song Thrushes (*Turdus philomelos*) in Spain. *Journal of Wildlife Diseases*, Lawrence, v.48, n.1, p.113-121, 2012. <https://doi.org/10.7589/0090-3558-48.1.113>

VICO, J.P.; MAINAR-JAIME, R.C. Salmonellosis in wild birds and its relationship with the infection in finishing pigs. In: 87th International Conference on the Epidemiology and Control of Biological, Chemical and Physical Hazards in Pigs and Pork. *Anais...* Ames: Iowa State University Digital Press, 2011. p.264-267. <https://doi.org/10.31274/safepork-180809-639>

VIGO, G.B.; LEOTTA, G.A.; CAFFER, M.I.; SALVE, A.; BINSZTEIN, N.; PICHEL, M. Isolation and characterization of *Salmonella enterica* from Antarctic wildlife. *Polar Biology*, Bremerhaven, v.34, n.5, p.675-681, 2011. <https://doi.org/10.1007/s00300-010-0923-8>

VLAHOVIĆ, K.; MATICA, B.; BATA, I.; PAVLAK, M.; PAVIČIĆ, Ž.; POPOVIĆ, M.; NEJEDLI, S.; DOVČ, A. Campylobacter, Salmonella and Chlamydia in free-living birds of Croatia. *European Journal of Wildlife Research*, Ciudad Real, v.50, n.3, p.127-132, 2004. <https://doi.org/10.1007/s10344-004-0052-1>

WINFIELD, M.D.; GROISMAN, E.A. Role of Nonhost Environments in the Lifestyles of *Salmonella* and *Escherichia coli*. *Applied and Environmental Microbiology*, Bayreuth, v.69, n.7, p.3687-3694, 2003. <https://doi.org/10.1128/AEM.69.7.3687-3694.2003>

