

New records and a voucher collection of parasitoid wasps (Hymenoptera) inhabiting agroforestry systems in the colombian amazon basin

Alba Lucía Pérez-Benavides^{1,2,5}; Leonardo Malagon-Aldana^{1,3,6}; Paul Hanson^{4,7} & Francisco Serna^{1,8}

¹ Universidad Nacional de Colombia (UNAL), Facultad de Ciencias Agrarias, Museo Entomológico (UNAB), Grupo Sistemática de Insectos Agronomía (SIA). Bogotá, D.C., Colombia.

² Universidad de la Amazonia, Facultad de Ingeniería, Laboratorio de Entomología (LEUA), Grupo de Investigación en Entomología (GIEUA). Florencia, Caquetá, Colombia.

³ University of Copenhagen (KU), Faculty of Science, Natural History Museum of Denmark, Zoological Museum. Copenhagen, Denmark.

⁴ Universidad de Costa Rica (UCR), Escuela de Biología. San Pedro de Montes de Oca, San José, Costa Rica.

⁵ ORCID: <https://orcid.org/0000-0003-1259-2114>. E-mail: alperzbe@unal.edu.co (corresponding author)

⁶ ORCID: <https://orcid.org/0000-0001-6042-7848>. E-mail: leonardomalagon@snm.ku.dk

⁷ ORCID: <https://orcid.org/0000-0002-7667-7718>. E-mail: paul.hanson@ucr.ac.cr

⁸ ORCID: <https://orcid.org/0000-0002-6143-9821>. E-mail: fjsernac@unal.edu.co

Abstract. Cacao (*Theobroma cacao*) and copoazú (*T. grandiflorum*) agroecosystems represent a common source of income or many small-scale farmers in the Colombian Amazon basin. Most of these systems are set in low disturbance environments; they are considered biodiversity-friendly ecosystems inhabited by several groups of insects. In this study, we carried out a preliminary taxonomic inventory of the microhymenopteran parasitoids present in these agroforestry systems. Twenty-six localities of the Amazonian basin of Colombia were sampled using several insect collecting methods (Malaise trap, sweep net, pitfall, and rearing boxes). Collected specimens were curated and cataloged, establishing the first taxonomic voucher collection of parasitoids from the Colombian Amazon basin. We identified 767 specimens representing 64 species, 274 morphospecies, 143 genera and 20 families, 34 genera and 16 species of these being recorded for the first time in the country. The genus *Gbelcia* is reported for the first time from the Neotropical region. A new parasitoid-host relationship was found for *Horismenus cupreus* (Eulophidae) attacking larvae of *Phyllocnistis* sp. (Lepidoptera, Gracillariidae), which feeds on *Annona montana* (Annonaceae) leaves.

Keywords. Plant hosts; Insect inventory; Insect taxonomy; Biological control; Insect biodiversity; Insect curatorship; Insect decline; *Theobroma*.

INTRODUCTION

Museum collections based on insect collecting are among the most valuable resources for recognizing taxa from both simple and complex ecosystems, being important also in tracing historical data concerning local and widespread species and populations (Shaffer *et al.*, 1998; Turney *et al.*, 2015; Wagner, 2020). Even in agriculture, an activity in which pest management is a permanent activity, species inventories and reference collections of natural controllers, such as parasitoid wasps, still need to be carried out (Fernandez, 2000; Sääksjärvi *et al.*, 2004; Lopez *et al.*, 2009), since the proper identification of insects is the first step toward designing effective control strategies.

Cacao (*Theobroma cacao* L.) is one of the world's most important perennial crops (Almeida & Valle, 2010), both socially and economically, mainly for 5 to 6 million farmers worldwide that depend on cocoa farming for their livelihood (WCF, 2014). Copoazu (*T. grandiflorum* (Willd. ex Spreng.)), an Amazonian species related to cacao, is a promising tree crop whose pulp and seeds may be used for a variety of food and cosmetic products, which contribute to the household income of family businesses in Colombia (Chaparro-Orozco & Lopez-Rodriguez, 2018). Both species are important crops in rural areas of Colombian, where they can be found being cultivated in agroecological systems, especially in small-scale, family-based economies that have preserved cacaos within

Pap. Avulsos Zool., 2022; v.62: e202262035

<http://doi.org/10.11606/1807-0205/2022.62.035>

<http://www.revistas.usp.br/paz>

<http://www.scielo.br/paz>

Edited by: Helena Carolina Onody

Received: 11/05/2021

Accepted: 11/03/2022

Published: 27/05/2022

ISSN On-Line: 1807-0205

ISSN Printed: 0031-1049

ISNI: 0000-0004-0384-1825



mixed cropping systems (Espinal *et al.*, 2005). These agroforestry systems have arisen as important alternatives for forest conservation and substitution of illicit crops for the country (Ortiz, 1993; Pineda-Jaimes, 2018).

Taxonomic inventories of beneficial insects such as parasitoid wasps are scarce in agroforestry systems. Most studies in agroecosystems have been carried out on insects of economic importance, *e.g.*, pests (Miller, 1941; Conway, 1971; Entwistle, 1972; Keane & Putter, 1992; Ramirez-Cortés *et al.*, 2008; Posada *et al.*, 2011; Castillo, 2013; Srikumar & Shivarama, 2013), and pollinators (Winder, 1978; Adjaloo & Oduro, 2013; Mavisoy *et al.*, 2013). This situation is similar for megadiverse countries such as Colombia, where taxonomic groups such as ants (Vergara & Serna, 2013; Fernandez *et al.*, 2019) and bees (González *et al.*, 2005; Parra & Londoño, 2013; Londoño-Carvajal *et al.*, 2020) have been the focus of research efforts, but most other hymenopteran taxa remain poorly investigated. This is especially noticeable for parasitic wasps, in which only around 800 species have been recorded (Fernandez, 1995; Campos, 2001; Arias-Penna, 2004; Arias & Delvare, 2003; MBD, 2021; Noyes, 2021; SIB Colombia, 2021), representing about 0.8% of the total species predicted to occur in Colombia.

Parasitoid wasps constitute the most species-rich group of Hymenoptera, and the most common and abundant natural enemies of insect pests (Sharkey, 2007; Price *et al.*, 2011). Nonetheless, the identification of microhymenopteran parasitoids often represents a challenging task due to their small size, high level of intraspecific variation of some taxa, the convergence of morphological traits, scarcity of taxonomic tools for their identification (Townes & Townes, 1966; Gebiola *et al.*, 2012; Konstantinov & Namyatova, 2019), and the lack of representativeness of these species in voucher collections.

Given the lack of information regarding the identity of insects associated with cacao and copoazu crops in agroforestry systems of the Colombian Amazon basin and the scarce taxonomic records of parasitic wasps in Colombia, our primary aim was to carry out an inventory of the hymenopteran parasitoids inhabiting the above-mentioned crops. Our work consists of an initial alpha taxonomic effort in the cacao and copoazu farms located in the Amazon basin of Colombia. It was carried out by collecting, preserving, and curating parasitoid specimens from several farms. Identifications were based on the observation of morphological characters using available taxonomic identification tools. Thereby, we also managed to establish a cataloged voucher collection of the parasitoid wasps from the Colombian Amazon basin based on the collected specimens.

MATERIAL AND METHODS

Sampling localities and fieldwork

Adult specimens were collected in the departments (states) of Caquetá, Putumayo, and Amazonas (Fig. 1, Table 1), which are part of the Amazon basin region of Colombia. Between 2014 and 2018, we sampled 24 ca-

Table 1. Locations of the cacao agroforestry systems which were sampled.

Department (State)	Locality code	Latitude	Longitude	Altitude (m)
AMAZONAS	AM01	S 03°29'	W 70°12'	100
	AM02	S 04°08'47"	W 69°54'49"	70
	AM03	S 04°11'35"	W 69°56'23"	102
	AM04	S 04°11'38"	W 69°56'18"	96
	AM05	S 04°12'55"	W 69°56'26"	82
CAQUETÁ	CA01	N 01°22'03"	W 74°49'04"	278
	CA02	N 01°25'35"	W 75°30'57"	266
	CA03	N 01°29'59"	W 75°39'46"	300
	CA04	N 01°30'04"	W 75°36'22"	250
	CA05	N 01°30'06"	W 75°39'47"	263
	CA06	N 01°30'37"	W 75°40'21"	233
	CA07	N 01°40'02"	W 75°16'57"	337
	CA08	N 01°40'55"	W 75°18'30"	618
	CA09	N 02°07'11"	W 74°45'01"	270
	CA10	N 02°50'04"	W 74°46'08"	255
PUTUMAYO	PU01	N 00°28'01"	W 76°49'23"	316
	PU02	N 00°28'50"	W 76°30'18"	270
	PU03	N 00°39'27"	W 76°47'24"	325
	PU04	N 00°47'41"	W 76°38'49"	317
	PU05	N 00°47'42"	W 76°35'08"	317
	PU06	N 00°50'14"	W 76°38'06"	352
	PU07	N 01°07'06"	W 76°37'59"	584
	PU08	N 01°07'49"	W 76°39'56"	700
	PU09	N 01°11'28"	W 76°38'48"	352

cao and copoazu agroforestry farms. Overall, farm areas ranged from 1 to 5 ha and had a low level of technical crop production, with a mixture of different crops and a few timber trees or native forest. Each agroforestry farm was sampled using one Malaise and 10 pitfall traps for 60 days. The insects collected in Malaise traps were retrieved every 15 days (4 times). Pitfall traps were left operating for 24 hours every 15 days.

Additionally, in every farm, we performed two active sampling efforts (once a month) using sweep nets and manual sampling during the two-month sampling period, between 10:00 and 15:00 hours. Manual sampling included a search for potential hosts of parasitoid wasps, including pupae, larvae, nymphs, and galls with signs of parasitism. The material found was placed inside insect breeding boxes (dimensions 20 × 10 × 5 cm), where a 5 × 5 cm hole was made in the lid of each box and covered with a muslin cloth. To avoid excess moisture, a piece of paper towel was placed inside each box. All collected and reared specimens were preserved in 76% ethanol.

Additional material

In addition to the previously described samples, we included in our collection other identified and curated parasitoid wasps (UNAB 5021, UNAB 1868, UNAB 3559, UNAB 3547, and UNAB 5562) housed at the Museo entomológico UNAB Facultad de Ciencias Agrarias, Bogotá, Universidad Nacional de Colombia, Bogotá, Colombia (UNAB), which were collected in cacao or copoazu crops in the Amazon region of Colombia, according to their label information.

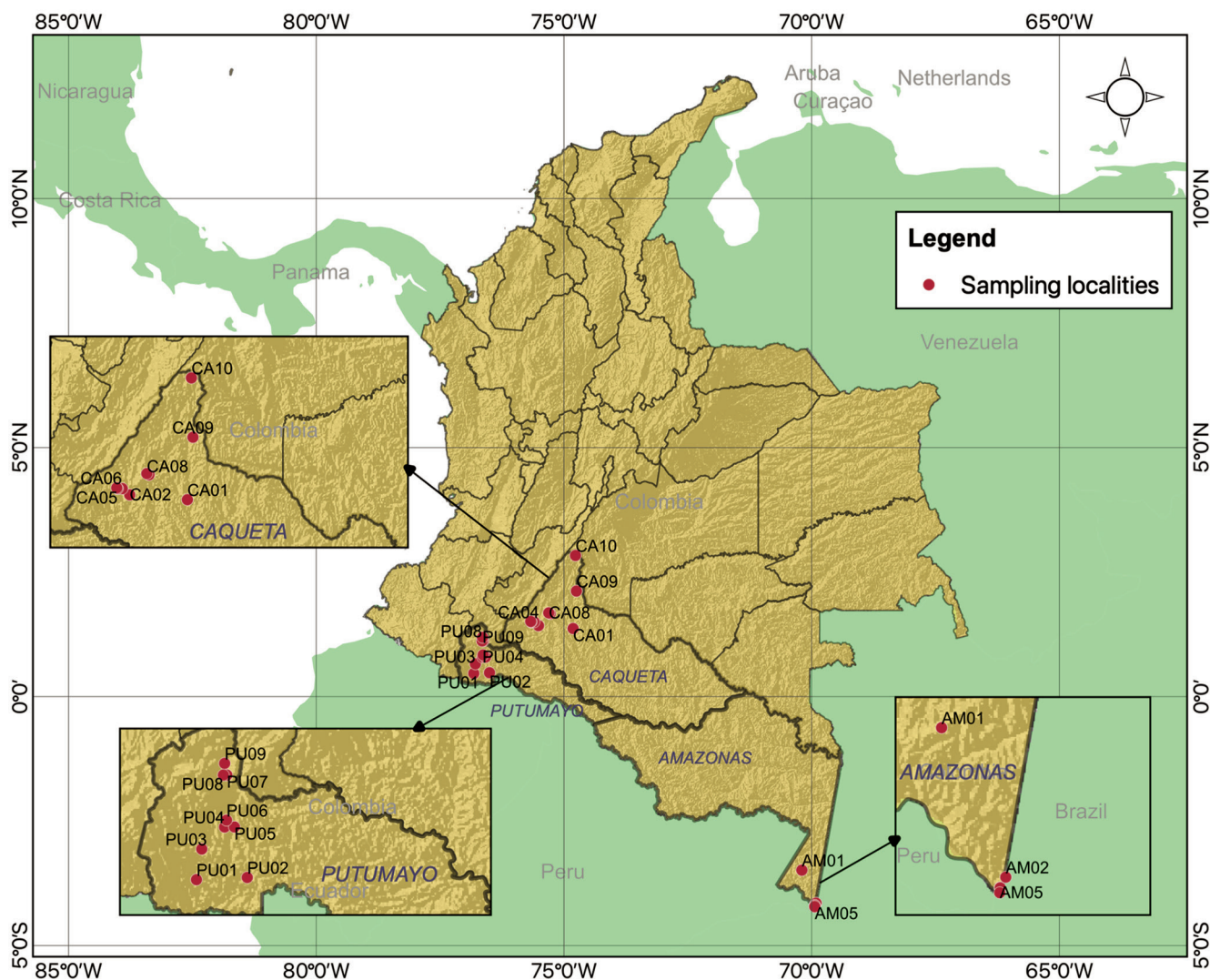


Figure 1. Sampling localities in the Amazonian basin of Colombia.

Voucher collection and imaging

Specimens were point-mounted, identified, cataloged (Excel database with location and biology information), and deposited in the Central Taxonomic Collection (CTC) of the UNAB museum (Martinez & Serna, 2015). Habitus (lateral view) photographs of pinned specimens were taken using a Canon 5D Mk II camera with an EF 100 mm f2.8, macro lens, and extension tubes.

Taxonomic identification

In this study we included the following families: Scelionidae, Platygasteridae, Braconidae, Chalcididae, Pteromalidae, Eulophidae, Eurytomidae, Eucharitidae, Mymaridae, Encyrtidae, Eupelmidae, Perilampidae, Signiphoridae, Torymidae, Diapriidae, Figitidae, Evaniidae, Ceraphronidae, Bethyidae, Chrysididae, and Dryinidae. We employed the following identification keys, diagnoses, and descriptions: Chrysididae: Morgan (1984); Dryinidae: Olmi & Virla (2014); Bethyidae: Evans (1965), Terayama (2003), Azevedo (2014), Barbosa & Azevedo (2018), and Alencar & Azevedo (2020); Evaniidae: Deans (2006);

Braconidae: Wharton *et al.* (1997); Figitidae: Forshage & Nordlander (2008), Buffington (2009), and Van-Noort *et al.* (2015); Platygastroidea: Masner (1980) and Chen *et al.* (2018); Diapriidae: Nixon (1980) and Masner & Garcia (2002); Chalcidoidea: Gibson *et al.* (1997) and Hanson & Gauld (2006); Chalcididae: Burks (1960) and Delvare (1992); Encyrtidae: Noyes (1980, 2010) and Trjapitzin *et al.* (2008); Eulophidae: Hansson (2009); Eucharitidae: Burks *et al.* (2015, 2018); Eupelmidae: Gibson (1995, 2004) and Pérez-Benavides *et al.* (2016); Eurytomidae: Gates (2008); Mymaridae: Huber (2015); Pteromalidae: Strand (1911).

To verify species distributions, we consulted Fernandez (1995), the NSF (National Science Foundation) database (2006), MBD (Biological Diversity database) (2021), Hanson (2019), and Noyes (2021). When a species determination was not possible using the available taxonomic tools, specimens were identified as morphospecies. For Platygastroidea, we followed the proposed classification of Chen *et al.* (2021), in which the superfamily is classified into eight families. Specimens of Ichneumonidae and Proctotrupidae (> 1,000 specimens) were not identified due to a lack of experience in these groups. We examined the specimens using a Nikon stereomicroscope using 60-120× magnification and direct lighting of 150 W.

RESULTS

We curated 767 parasitoid wasp specimens (Table 2). The greatest number of collected specimens were in the families Scelionidae (148 specimens), Braconidae (140), Chalcididae (97), and Pteromalidae (75) (Fig. 2A), while families with the least number of individuals were Chrysididae (5), Signiphoridae (3), Dryinidae (1), and Torymidae (1). Chalcidoidea and Platygastroidea contained over 37% of the total parasitoid wasps collected and curated (Table 2, Fig. 2A). We identified a total of 64 species and 274 morphospecies from 147 different genera, 20 families, and eight superfamilies (Table 2): Diaprioidea (16 species/morphospecies; 11 genera; 1 family) (Fig. 3A-C), Cynipoidea (30; 14; 1) (Fig. 3D-F), Chalcidoidea (159; 66; 11) (Fig. 4), Chrysididae (20; 11; 3), Ceraphronoidea (8; 2; 1), Evanioidea (10; 4; 1), Ichneumonoidea (39; 16; 1), and Platygastroidea (60; 24; 2) (Fig. 5). The largest number of genera happened in the families Scelionidae (18), Pteromalidae (17), Braconidae (16), and Figitidae (14) (Fig. 2B). On the other hand, the most species-rich superfamilies were Chalcidoidea (159 species) and Platygastroidea (60 species) (Table 2), while the most species-rich families comprised Chalcididae (50), Scelionidae (42), Braconidae (39), and Figitidae (30) (Fig. 2B).

A total of 20 genera and 23 species are new records for Colombia (Table 2). These belong to the families Braconidae, Bethyidae, Diapriidae, Figitidae, Encyrtidae, Eucharitidae, Eulophidae, Eurytomidae, Pteromalidae, and Scelionidae.

New ecological observations

From the insect-rearing boxes, we obtained several individuals of *Horismenus cupreus* (Eulophidae) emerging from larvae of *Phyllocnistis* sp. (Gracillariidae), which in turn were feeding on leaves of *Annona montana* (Annonaceae) (Table 2). We also observed *Elachertus* sp.

(Eulophidae) emerging from larvae of Gracillariinae (Lepidoptera: Gracillariidae), which were feeding on leaves of *Chrysophyllum cainito* Griseb. ex Pierre (Sapotaceae). Lastly, we obtained *Brachymeria mnestor* Walker, 1841 (Chalcididae), parasitoids of a pupa of Pieridae (Lepidoptera) found on leaves of *Duranta* sp. (Verbenaceae).

DISCUSSION

Our results provide the first taxonomic list of parasitoid wasps from the Colombian Amazon region inhabiting agroecosystems of cacao and copoazu identified to genus and species levels. In addition, the list includes an important number of new records for the country. These findings supplement relevant information provided in different datasets such as those in Noyes (2021) (Chalcidoidea), Biological Diversity database (MBD) of Ohio State University (Platygastroidea), Biological information system (SiB) of Colombia, and the study of Fernandez (1995).

Parasitoid wasps in cacao agroecosystems

We recorded here 20 parasitoid wasp families. This number is similar to that observed in cacao agroecosystems areas in Brazil, where 31 families were reported from Bahia (Sperber *et al.*, 2004), then 30 from Itabuna (Nakayama *et al.*, 2008), and 30 from Ilhéus (Sperber *et al.*, 2012). The taxonomic composition of the families was almost the same in these studies and in ours. When we compare the taxa recorded from Bahia with those from the Colombian Amazon region, they are the same, except for Liopteridae, Megaspilidae, Agaonidae, Aphelinidae, Sclerogibbidae, Gasteruptionidae, Ichneumonidae, Monomachidae, and Proctotrupidae. The above-mentioned results of Sperber *et al.* (2004, 2012) and Nakayama *et al.* (2008) showed a high oc-

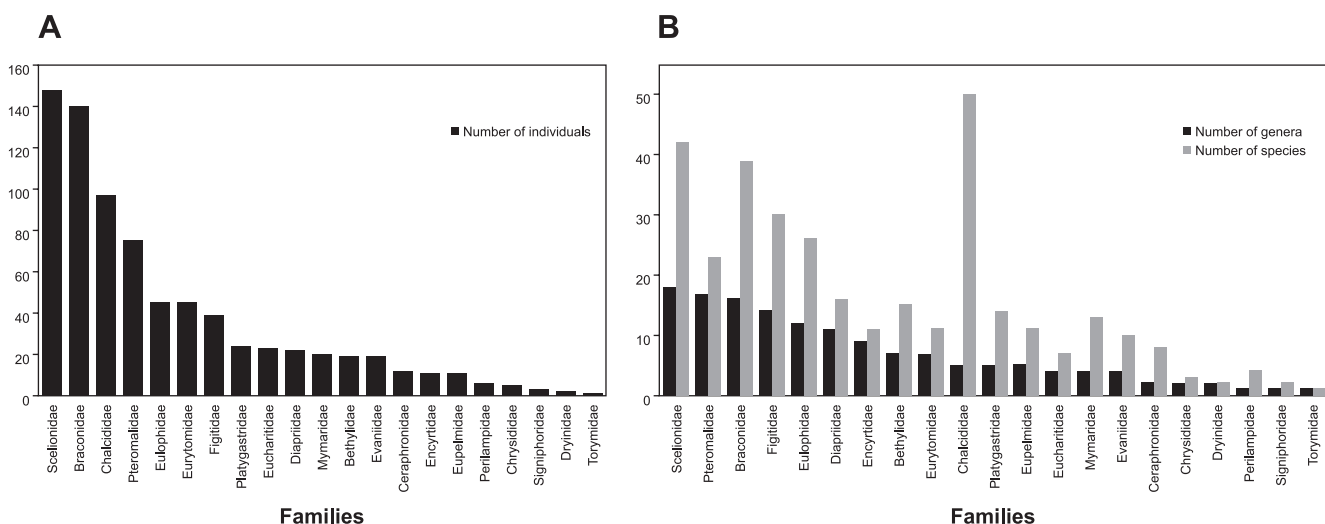


Figure 2. Bar charts of parasitoid wasp families and genera of collected individuals inhabiting agroforestry systems of cacao (*Theobroma cacao*) and copoazu (*T. grandiflorum*) from the Colombian Amazon basin. (A) number of individuals per family, (B) number of genera and species per family.

Table 2. List of the parasitic wasps associated with cacao species in the Colombian Amazon basin*.

UNAB Catal	Sampling methods	Taxon	Number of specimens	Sampling localities	Host	Previous records
ICHNEUMONOIDEA						
BRACONIDAE						
			140			
5010	SW	<i>Aleiodes</i> sp.	7	PU04, PU05, PU06, PU08		
5553	SW	<i>Apanteles carpatus</i> (Say, 1836)	3	PU07		
1477	MN	<i>Apanteles</i> sp.	9	CA06	Reared from larva of Notodontidae on leaf of <i>Cedrela</i> sp. (Meliaceae)	
1365	SW	<i>Aphaereta</i> sp.	1	CA03		
1364	SW	<i>Bracon</i> sp.	1	CA03		
3427-3428	MT	<i>Chelonus</i> sp.1-sp.2	3	CA06, PU06		
1042	MN	<i>Cotesia</i> sp.	7	CA03	Reared from larva of <i>Manduca sexta</i> (Sphingidae) on Solanaceae	
3440	MT	<i>Cyclaulacidea</i> sp.	1	CA06		
3416-3420	SW	<i>Digonogastra</i> sp.1-sp.5	7	PU03, PU05, PU06, PU07, PU08		
1476	SW	<i>Heterospilus achi</i> Marsh, 2013	7	CA01		
3430	SW	<i>Heterospilus levitergum</i> Marsh, 2013	2	CA01		
3431	SW	<i>Heterospilus tres</i> Marsh, 2013	2	CA03		
3432-3239, 3822	SW	<i>Heterospilus</i> sp.1-sp.9	17	CA01, CA03, PU01, PU07	sp.9: Reared from root galls on <i>Ficus</i> sp. associated with species of Eurytomidae, Braconidae and Ichneumonidae	
1474	MN	<i>Hypomicrogaster</i> sp.	19	CA01	Reared from larva of Sphingidae on <i>Jussiaea linifolia</i> (Onagraceae)	
3823	MN	<i>Labania ficophaga</i> Belokobylskij & Zaldivar-Riverón, 2015**	6	PU07	Reared from root galls on <i>Ficus</i> sp. associated with species of Eurytomidae, Braconidae, and Ichneumonidae. The biology is similar to that found by Belokobylskij et al., 2015	Costa Rica (Belokobylskij et al., 2015)
3441	SW	<i>Lasiphorus</i> sp.	1	PU06		
1367	MN	<i>Lysiphlebus</i> sp.	12	CA08		
1366	MN	<i>Lysiphlebus testaceipes</i> Cresson, 1880	26	CA07, CA08	Reared from <i>Toxoptera</i> sp. on <i>Citrus</i> sp.	
3421-3426	MT	<i>Lytopylus</i> sp.1-sp.6	6	CA06, PU05, PU06, PU07, PU09		
5552	SW	<i>Notiospathius</i> sp.	2	PU03, PU07		
1363	SW	<i>Praon</i> sp.	1	CA03		
CHRYSIDOIDEA						
BETHYLIDAE						
			19			
5125	MN	<i>Anisepyris angulatus</i> Santos & Azevedo, 2000*	1	AM02		Brazil (Barbosa & Azevedo, 2018)
5124	MT	<i>Anisepyris barladi</i> Barbosa & Azevedo, 2018*	2	CA04		Brazil, Bolivia, Paraguay (Barbosa & Azevedo, 2018)
1193	SW	<i>Anisepyris fortunatus</i> Evans, 1965*	1	PU07		Costa Rica, Ecuador, Guiana (Barbosa & Azevedo, 2018)
3925-3928	SW, MT	<i>Apenesia</i> sp.1-sp.4	6	CA06, PU07		
3923, 5132	MT	<i>Bakeriella lata</i> Kawada & Azevedo, 2003*	2	CA04		Brazil (Azevedo, 2014)
3224	MT	<i>Bakeriella reclusa</i> (Evans, 1969)*	1	CA06		El Salvador, Costa Rica, Ecuador, Bolivia (Azevedo, 2014)
5127-5128	MT, SW	<i>Dissomphalus</i> sp.1-sp.2	2	CA04, PU09		
5126	MT	<i>Epyris</i> sp.	1	AM04		
5129-5130	MN, MT	<i>Pristocera</i> sp.1-sp.2	2	AM03, AM04		
5123	SW	<i>Rhabdepyris (Trichotepyris)</i> sp.	1	CA04		
CHRYSIDIDAE						
			5			
3931	MT	<i>Adelpho paradoxa</i> (Ducke, 1902)	3	CA06		
3617-3618	MT	<i>Caenochrysis</i> sp.1-sp.2	2	CA06, CA07		
DRYINIDAE						
			2			
5131	SW	<i>Gonadryinus hansonii</i> Olmi, 1991	1	PU05		
662	MT	<i>Gonatopus</i> sp.	1	CA06		
CERAPHRONOIDEA						
CERAPHRONIDAE						
			12			
5011-5012	SW	<i>Aphanogmus</i> sp.1-sp.2	2	CA03		

Table 2. Continued.

UNAB Catal	Sampling methods	Taxon	Number of specimens	Sampling localities	Host	Previous records
1448-1449, 4136-4139	SW, MT, MN	<i>Ceraphron</i> sp.1-sp.6	10	CA03, CA06, CA07		
		CHALCIDOIDEA				
		CHALCIDIDAE	100			
5025	SW	<i>Brachymeria annulata</i> (Fabricius, 1793)	2	CA04, PU08		
3525	MN	<i>Brachymeria mnestor</i> Walker, 1841	2	CA06	Reared from pupa of Pieridae on <i>Duranta</i> sp. (Verbenaceae)	
1041, 1345, 1348	SW, MT	<i>Brachymeria</i> sp.1-sp.3	9	CA03, CA04, CA06, CA07, PU06		
1865	SW	<i>Conura albomaculata</i> (Ashmead, 1904)	1	CA09		
1872	MT	<i>Conura apicalis</i> (Ashmead, 1904)	1	PU09		
1886	SW	<i>Conura decisa</i> (Walker, 1862)	4	PU05, PU06, PU07, PU08		
1032	MN, SW	<i>Conura dimidiata</i> (Fabricius, 1804)	4	CA04, PU02, PU05		
1866	SW	<i>Conura enocki</i> (Ashmead, 1904)	1	PU06		
3527	SW	<i>Conura marginata</i> Ashmead, 1904	1	PU03		
3465	SW	<i>Conura mesomelas</i> Walker, 1862	1	PU07		
3429	MT	<i>Conura nigrita</i> (Howard, 1894)	1	PU09		
5021	SW	<i>Conura nigropetiolata</i> Ashmead, 1904	1	AM05		
1868	SW	<i>Conura quadripunctata</i> (Fabricius, 1804)	1	AM01		
1033, 1036, 1350-1354, 3531-3549, 3559, 5022, 5024	MN, MT, SW, PT	<i>Conura</i> sp.1-sp.29	58	AM04-05, CA03-04, CA07-09, PU03, PU05, PU07-09	sp.11: Reared from pupa of Pieridae on <i>Duranta</i> sp. (Verbenaceae)	
1190	SW	<i>Haltichella hydara</i> (Walker, 1842)	1	CA03		
2530	SW	<i>Haltichella ornaticornis</i> Cameron, 1884	2	CA03, CA04		
2531-2532	SW	<i>Haltichella</i> sp.1-sp.2	2	CA03		
1189	SW	<i>Notaspidium</i> sp.	2	CA03		
1356	SW, MT	<i>Stypiura</i> sp.	3	CA03, CA06		
		ENCYRTIDAE	11			
663, 3821	MT	<i>Aenasius</i> sp.1-sp.2	2	CA06, CA07		
2537	SW	<i>Anagyrus</i> sp.	1	CA03		
1473	MT	<i>Caenohomalopoda</i> sp.**	1	CA06		Algeria, Cayman Islands, China, India, Indonesia, Japan, Guam, North Korea, Puerto Rico, South Africa, South Korea, United States of America, Vietnam (Noyes, 2021)
1433	MT	<i>Cerchysiella</i> sp.	1	CA06		
1463	MT	<i>Cercobelus</i> sp.**	1	CA06		Armenia, Azerbaijan, Belgium, Costa Rica, Czechoslovakia, Denmark, Finland, France, Germany, Hungary, India, Lithuania, Moldova, Montenegro, Netherlands, Norway, Russia, Sweden, United Kingdom (Noyes, 2021)
2538	MT	<i>Coelopencyrtus</i> sp.	1	CA06		
2536	MT	<i>Encyrtus infelix</i> (Embleton, 1902)	1	CA06		
3820, 3919	MT, SW	<i>Ooencyrtus</i> sp.1-sp.2	2	CA06, PU01		
1436	MT	<i>Tetracnemoidea</i> sp.	1	CA06		
		EUCHARITIDAE	23			
4133	MN	<i>Dicoelothorax</i> sp.	1	CA05		
1820	MN, MT, SW	<i>Kapala</i> sp.	14	CA03, CA04, CA06, PU09		
5027	MN	<i>Lirata luteogaster</i> Cameron, 1884**	1	CA06		Brazil, Costa Rica, Ecuador, Mexico, Panama, Venezuela (Noyes, 2021)
1460, 3783	MT, SW	<i>Orasema</i> sp.	2	CA03, CA06		
5110	SW	<i>Orasema erwini</i> Burks, Mottern & Heraty, 2015*	1	CA04		Brazil, Ecuador, Peru (Burks et al., 2015)
5111	SW	<i>Orasema evansi</i> Burks, Heraty & Dominguez, 2018*	1	CA04		Costa Rica, Dominican Republic, Honduras, Nicaragua, Panama, St Vincent & Grenadines, Trinidad & Tobago, United States of America (Burks et al., 2018)

Table 2. Continued.

UNAB Catal	Sampling methods	Taxon	Number of specimens	Sampling localities	Host	Previous records
5112	SW	<i>Orasema susanae</i> species group	3	PU02, PU06, PU09		
		EULOPHIDAE	45			
5039	MT	<i>Ametallon</i> sp.	1	CA06		
1197	SW	<i>Aprostocetus</i> (<i>Aprostocetus</i>) sp.	1	CA03		
3817	MN	<i>Aprostocetus gala</i> (Walker, 1847) pos.	2	CA03	Reared from Cecidomyiidae on leaf galls of <i>Manihot esculenta</i> (Euphorbiaceae)*	
3832-3835	MT, SW	<i>Aprostocetus</i> sp.1-sp.4	4	CA06, CA08, CA09, PU09		
5040	SW	<i>Chrysonotomyia</i> sp.	1	PU03		
3818	SW	<i>Deutereulophus</i> sp.**	1	CA03		Australasia, Nearctic, Neotropics, Palearctic (Noyes, 2021)
4091	MN	<i>Elachertus</i> sp.	6	CA01		Reared from Gracillariinae on <i>Chrysophyllum cainito</i> (Sapotaceae)
5043	SW	<i>Entedon</i> sp.	2	CA03		
3826-3837	SW	<i>Euderus</i> sp.1-sp.2	2	CA01, CA03		
5042	SW	<i>Hadrotichodes</i> sp.	3	CA03		
3830	MT	<i>Horismenus bennetti</i> Schauff, 1987*	1	CA06		Costa Rica, Trinidad & Tobago (Noyes, 2021)
5037	SW	<i>Horismenus chydaeus</i> Hansson, 2009*	2	CA03		Belize, Costa Rica, Dominican Republic, Ecuador, Honduras, Peru (Noyes, 2021)
4093	MN	<i>Horismenus cupreus</i> (Ashmead, 1894)*	2	CA07		Reared from <i>Phyllocnistis</i> sp. (Gracillariidae) on <i>Annona montana</i> (Annonaceae)*
1467	MT	<i>Horismenus elachurus</i> Hansson, 2009*	1	CA06		Costa Rica (Noyes, 2021)
3831	SW	<i>Horismenus eumantis</i> Hansson, 2009*	2	CA03		Costa Rica, Ecuador, Panama, Peru, Trinidad & Tobago (Noyes, 2021)
1465	MT	<i>Horismenus lacticoxa</i> Hansson, 2009*	1	CA06		Costa Rica (Noyes, 2021)
1466	MT	<i>Horismenus nr. selvensis</i> Hansson, 2009	1	CA06		
3828	SW, MT	<i>Horismenus orbiculus</i> Hansson, 2009	2	CA03, CA06		
1196	SW	<i>Horismenus striatus</i> Hansson, 2009*	2	CA03		Costa Rica, Ecuador, El Salvador; Honduras, Trinidad & Tobago (Noyes, 2021)
3829	MN	<i>Horismenus</i> sp.	1	CA06		
5041	SW, MT	<i>Phymasticus</i> sp.	6	CA03, CA06		
3469	MT	<i>Tetrastichus</i> sp.	1	CA06		
		EUPELMIDAE	11			
1192, 1360, 1821, 3778, 5016, 5554	MT, MN, SW	<i>Anastatus</i> sp.1-sp.6	6	CA03, CA04, CA06, CA07, PU09		
1359	MT	<i>Brasema</i> sp.	1	CA03		
1358	MT	<i>Brasema</i> sp.	1	CA06		
2535	MT	<i>Merostenus</i> (<i>Merostenus</i>) sp.	1	CA06		
3777	MN	<i>Phlebopenes longicollis</i> (Westwood, 1874)	1	PU05		
3776	SW	<i>Zaischnopsis</i> sp.	1	CA03		
		EURYTOMIDAE	45			
1450	MT	<i>Aximopsis</i> sp.	1	CA06		
1429-1431, 4090	SW, MN	<i>Eurytoma</i> sp.	18	CA01, CA07, CA10, PU07	sp.4: Reared from root galls on <i>Ficus</i> sp. associated with species of Eurytomidae, Braconidae and Ichneumonidae	
5046	SW	<i>Isosomodes monteria</i> Hanson & Gates, 2013	1	PU09		
3779	SW	<i>Neorileyia meridionalis</i> Gahan, 1927*	1	PU03		Argentina, Costa Rica, Ecuador, El Salvador, Guatemala, Honduras, Mexico, Panama, Peru, Trinidad & Tobago (Noyes, 2021)
1432	MN	<i>Noerileyia flavipes</i> Ashmead, 1904*	1	CA10	Reared from Ascomycota fungus on <i>Zygia longifolia</i> (Fabaceae). Note: The fungus supplies food resources to different parasitoids (Observed in field)	Argentina, Brazil, Costa Rica, El Salvador, Nicaragua, Panama, Peru, Venezuela (Noyes, 2021)
3824	MN	<i>Phylloxeroxenus</i> sp.	7	PU07		

Table 2. Continued.

UNAB Catal	Sampling methods	Taxon	Number of specimens	Sampling localities	Host	Previous records
3825-3827, 5120	MT, MN, SW	<i>Prodecatoma</i> sp.1-sp.4	14	CA06, PU01, PU02		
5047	SW	<i>Rileyia antennata</i> Gates, 2008*	2	CA04, PU06		Brazil, Ecuador, Honduras, Peru, Surinam, Trinidad & Tobago
MYMARIDAE			20			
1451-1455, 3841-3843	MN, MT, SW	<i>Gonatocerus</i> sp.1-sp.8	15	CA01, CA03, CA06, CA08		
3415	SW	<i>Neomymar</i> sp.	1	CA03		
3838-3840	MT	<i>Polynema</i> sp.1-sp.3	3	CA06		
1471	MT	<i>Stephanodes</i> sp.	1	CA06		
PERILAMPIDAE			6			
5562	SW	<i>Perilampus</i> nr. <i>hyalinus</i> Say, 1829	1	AM05		
4128, 4129, 1361	MT, SW	<i>Perilampus</i> sp.1-sp.3	5	PU03, PU06, CA04, CA06		
PTEROMALIDAE			75			
3463	SW	<i>Anisopteromalus</i> sp.	1	PU09		
3464	SW	<i>Bubekia tricarinata</i> (Ashmead, 1888)**	1	PU09		Argentina, United States of America (Noyes, 2021)
3467	SW	<i>Chrysoglyphe apicalis</i> Ashmead, 1894**	1	CA03		Nicaragua, St. Vincent & Grenadines, Venezuela (Noyes, 2021)
5119	MT, SW	<i>Critogaster</i> sp.	4	CA04, PU09		
1534	MT	<i>Epistenia</i> (<i>Epistenia</i>) sp.	2	CA04, CA06		
661	MT	<i>Erotolepsia</i> sp.**	1	CA06		Brazil, Grenada, St. Vincent & Grenadines
3844	SW	<i>Gbelcia</i> sp.**	1	PU07		Canada, Czechoslovakia, Hungary, Kazakhstan, Moldova, Romania, Sweden, Kazakhstan, United Kingdom, United States of America (Noyes, 2021)
3459	MT	<i>Hadroepistenia erwini</i> Gibson, 2003	1	CA06		
5207	MN, SW	<i>Halticopteroides exemae</i> Bouček, 1993**	1	AM03, CA04		Canada, United States of America, Argentina, Paraguay
1437	MN	<i>Heteroschema rugosopunctata</i> (Ashmead, 1894)	42	CA03, PU06	Reared from <i>Melanagromyza obtusa</i> (Agromyzidae) in pods of <i>Flemingia macrophylla</i> (Fabaceae)	
1347, 4134	MT, SW	<i>Heteroschema</i> sp.1-sp.2	5	CA03, CA06, CA09		
659	MT	<i>Lelaps aeneiceps</i> Ashmead, 1904*	1	CA07		Brazil (Noyes, 2021)
658	MN	<i>Lelaps affinis</i> Ashmead, 1904*	1	CA07		Brazil (Noyes, 2021)
3461	SW	<i>Lelaps bimaculata</i> Ashmead, 1904*	1	PU05		Argentina, Brazil (Noyes, 2021)
3462	MN, SW	<i>Lelaps</i> nr. <i>striaticeps</i> Strand, 1911	4	AM02, CA06, PU08, PU09		
5205	MN, SW	<i>Lelaps setifrons</i> Strand, 1911*	2	CA04		Peru (Noyes, 2021)
3466	SW	<i>Neocatolaccus</i> sp.**	1	PU01		Australasia, Africa, Nearctic, Neotropics (Noyes, 2021)
660	SW	<i>Netomocera</i> sp.**	1	CA09		Australasia, Africa, Asia, Neotropical, Nearctic, Palearctic (Noyes, 2021)
3468	SW	<i>Propodeia complexa</i> Bouček, 1993**	1	CA03		United States of America, Trinidad & Tobago (Noyes, 2021)
3460	MT	<i>Proshizonotus</i> sp.	1	CA03		
5122	MT	<i>Psilocera</i> sp.	1	CA04		
5121	MT	<i>Tomocerodes</i> sp.**	1	CA06		United States of America, Mexico (Noyes, 2021)
SIGNIPHORIDAE			3			
4132	MN	<i>Signiphora merceti</i> Malenotti, 1917	1	CA05		
1434	MT	<i>Signiphora</i> sp.	2	CA06		
TORYMIDAE			1			
1425	MT	<i>Podagrion</i> sp.	1	CA06		
CYNIPOIDEA						
FIGITIDAE			39			
4095	MT, SW	<i>Acantheucoela</i> sp.**	2	CA03, PU05		Belize
1464, 4111-4115	MT, SW	<i>Aganaspis</i> sp.1-sp.6	8	CA03, CA06, PU08		

Table 2. Continued.

UNAB Catal	Sampling methods	Taxon	Number of specimens	Sampling localities	Host	Previous records
1424	SW	<i>Agrostocynips</i> sp.**	1	CA03		Argentina, Canada, Chile, Mexico, United States of America (Buffington & Scheffer, 2008)
4094	MN	<i>Caleucoela</i> sp.	1	PU08		
4102	SW	<i>Dieucoila</i> sp.	1	CA03		
1426-1428, 4105-4110	MT, SW	<i>Ganaspis</i> sp.1-sp.9	11	CA03, CA06, CA08, PU09		
4100, 4101	SW	<i>Hexacola</i> sp.1-sp.2	2	CA07, PU09		
4116-4118	MT	<i>Leptopilina</i> sp.1-sp.3	3	CA06		
4096	SW	<i>Neralsia</i> sp.	1	PU04		
4104	SW	<i>Odonteucoila</i> sp.	1	PU07		
1423	SW	<i>Trichoplasta</i> sp.	1	CA03		
1422	SW, MT	<i>Tropideucoila</i> sp.	3	CA03, CA06, CA07		
2533, 2534, 4103	SW	<i>Trybliographa</i> sp.	3	CA03		
3784	SW	<i>Zaeucoila</i> sp.	1	PU01		
		DIAPRIOIDEA				
		DIAPRIIDAE	22			
3452	SW	<i>Acanthopia</i> sp.	1	CA03		
3447, 3448	MT	<i>Aclista</i> sp.1-sp.2	3	CA06		
1198-1201	MN, SW	<i>Basalys</i> sp.1-sp.4	9	CA03, CA07		
3446	SW	<i>Doliopria</i> sp.	1	CA03		
3449	SW	<i>Hansona</i> sp.**	1	PU09		Brazil, Costa Rica, Ecuador, Panama, Trinidad, Venezuela (Masner & García, 2002)
3453	SW	<i>Idiotypa</i> sp.**	1	CA03		Australia, Belize, Brazil, Canada, Jamaica, Mexico, United State of America, Venezuela (Masner & García, 2002)
3456	SW	<i>Megalastopria</i> sp.**	1	CA03		Antilles, Brazil, Mexico (Masner & García, 2002)
1459	MN	<i>Monelata</i> sp.	1	CA07		
1194	SW	<i>Paramesius</i> sp.**	1	CA03		Australia, Brazil, Brunei, India, Jamaica, Mexico, Pakistan, United States of America, Venezuela (Masner & García, 2002)
1816	SW	<i>Spilomicrus integer</i> Thomson, 1858**	1	PU01		Australia, Belize, Brazil, British Virgin Islands, Brunei, Costa Rica, Dominican Republic, Guatemala, India, Jamaica, Japan, New Caledonia, Mexico, Trinidad & Tobago, Venezuela (Masner & García, 2002)
3450	SW	<i>Spilomicrus</i> sp.	1	CA03		
1357	MT	<i>Trichopria</i> sp.	1	CA06		
		EVANIOIDEA				
		EVANIIDAE	19			
4125	SW	<i>Evania</i> sp.	1	PU09		
4121, 4126-4127	MN	<i>Evaniella</i> sp.1-sp.3	10	CA04, PU03, PU05, PU06, PU07, PU09		
4124	SW	<i>Hyptia</i> sp.	1	PU06		
3780-3782, 4122-4123	MT	<i>Semaemyia</i> sp.1-sp.5	7	CA06, PU01, PU05, PU07, PU08		
		PLATYGASTROIDEA				
		PLATYGASTRIDAE	24			
1435	SW	<i>Inostemma</i> sp.	1	CA07		
3457, 3767-3769, 4130	MN, MT, SW	<i>Leptacis</i> sp.1-sp.5	11	CA03, CA05, CA06, CA07	sp.5: Reared from galls of Cecidomyiidae	
1469	MT	<i>Leptoteleia</i> sp.	1	CA06		
3773-3775	MN, SW	<i>Platygaster</i> sp.	3	CA03, CA08, PU09		
3458, 3770-3772, 4131, 5015	MN, MT, SW	<i>Synopeas</i> sp.1-sp.6	8	CA01, CA03, CA05, CA06, PU09	sp.5: Reared from galls of Cecidomyiidae	

Table 2. Continued.

UNAB Catal	Sampling methods	Taxon	Number of specimens	Sampling localities	Host	Previous records
SCELIONIDAE			148			
5117	MT	<i>Acanthoscelio acutus</i> Dotseth & Johnson, 2001	1	CA04		
1445	SW	<i>Apegus</i> sp.	1	CA03		
3756-5118	MT, PT	<i>Baeus</i> sp.	2	CA04, CA06		
3761-3762	SW, MT	<i>Baryconus</i> sp.	6	CA03, CA04, CA06		
1439-1440	MT, SW	<i>Calliscelio</i> sp.	2	CA03, CA06		
1441	MT	<i>Calliscelio suni</i> Chen & Johnson, 2017	1	AM02		
1472, 1446-1447, 3454-3455	MT, SW	<i>Ceratobaeus</i> sp.1-sp.5	8	CA03, CA04, CA06		
5114	MT	<i>Chromoteleia copiosa</i> Chen & Johnson, 2018*	3	CA06		Belize, Brazil, Costa Rica, Guatemala, Honduras, Mexico, Panama, Trinidad & Tobago, Venezuela (MBD, 2021)
5116	MT	<i>Chromoteleia cuneus</i> Chen & Johnson, 2018*	4	AM02		Costa Rica, Ecuador, Panama (MBD, 2021)
5115	MT	<i>Chromoteleia fuscicornis</i> Kieffer, 1910	2	CA04, CA06		
1470	SW	<i>Duta</i> sp.	1	CA07		
1442, 3816	MT, SW	<i>Gryon</i> sp.1-sp.2	6	CA03, CA06		
1475	MT	<i>Macroteleia</i> sp.	1	CA06		
3760	SW	<i>Opisthacantha</i> sp.	1	PU09		
3766	MT	<i>Probaryconus</i> sp.	1	CA06		
3815	SW, PT	<i>Scelio luteus</i> (Cameron, 1888)	2	CA02, CA06		
1438, 3757-3759	MT	<i>Scelio</i> sp.1-sp.5	9	CA06, PU09		
1456-1458, 3804-3813	MN, MT, SW	<i>Telenomus</i> sp.1-sp.13	74	AM04, CA01, CA03, CA04, CA06, CA07, CA09, PU02, PU07, PU08		
3765	SW	<i>Thoron</i> sp.	1	CA06		Azerbaijan, Brazil, Mexico, Sweden, Paraguay, United States, Ukraine (MBD, 2021)
1195, 1462	MN	<i>Trissolcus</i> sp.1-sp.2	18	CA03, CA09	sp.1: Reared from eggs of <i>Antiteuchus</i> sp. (Pentatomidae) on leaves of <i>Theobroma cacao</i>	
3763-3764, 1468	MN, MT, SW	<i>Triteleia</i> sp.1-sp.3	3	CA06, CA07, CA09		
1443	SW	<i>Xenomerus</i> sp.	1	CA03		

* Record for species, ** Record for genus, SW = Sweep net, MT = Malaise trap, MN = Manually, PT = Pitfall.

currence of Scelionidae and Braconidae. This is similar to our results, in which these families were mainly represented by the genera *Telenomus* and *Lysiphlebus*, respectively.

In cacao agroecosystems from Merida (Venezuela), Mazón (2015) and Mazón et al. (2018) reported 33 and 23 families of parasitoid wasps, respectively. Again, the richest families were similar to what we obtained in this study: Braconidae, Ichneumonidae, Scelionidae, Pteromalidae, Figitidae, Encyrtidae, and Mymaridae. However, our results for Chalcidoidea showed a higher richest of Chalcididae, Pteromalidae, and Eulophidae. Taxonomic identifications of the parasitoids in those investigations were carried out to the family level, whereas we achieved genus and species level identifications, which offer far greater information about the biology (Lenat & Resh, 2001). This is particularly true for parasitoid wasps, where the biology varies widely between species (Branca et al., 2019). For example, many of the hymenopteran genera we found in the current survey, such as *Telenomus* (Eberhard, 1975; Pardede, 1986), *Brachymeria* (Entwistle, 1963), *Conura* (García & Montilla,

2010), *Aenasius*, *Anagyrus* (Ackonor, 2002), *Aprostocetus* (Kerrich, 1963; LaSalle, 1994), *Perilampus*, and *Heterospilus* (García & Montilla, 2010), have been previously recorded as parasitoids of phytophagous species that feed on cacao.

Richness and number of curated parasitoids

Chalcididae accounted for 50 identified species and five genera, which makes it the richest family within the cacao and copoazu agroecosystems. Despite the lack of studies investigating the diversity of Chalcididae in cacao or copoazu, members of this family have been reported as parasitoids in pupae of phytophagous species such as *Carmenta* sp. (Sesiidae), an insect that feeds on cacao pods (García & Montilla, 2010). Chalcidid wasps have a cosmopolitan distribution, with a greater diversity in the Neotropical lowlands (Delvare, 1995). In Colombia, 17 genera and 115 species have been reported, many of them occurring in the Amazon basin (Pérez-Benavides & Serna, 2019).




Figure 3. Habitus of parasitoid wasps collected in agroforestry systems of cacao (*Theobroma cacao*) and copoazu (*T. grandiflorum*). (A) *Aclista* sp. (Diapriidae) [UNAB 3747], (B) *Basalys* sp. (Diapriidae) [UNAB 1198], (C) *Paramesius* sp. (Diapriidae) [UNAB 1194], (D) *Trichoplasta* sp. (Figitidae) [UNAB 1423], (E) *Aganaspis* sp. (Figitidae) [UNAB 1464], (F) *Tropideucoila* sp. (Figitidae) [UNAB 1422].

Scelionidae constituted the second richest family we found in the cacao and copoazu agroforestry systems. Comparable results were found by García & Montilla

(2005) in cacao, who reported 33 genera with the genera *Ildris*, *Trimorus*, and *Gryon* as the most diverse. Although we recovered a lower number of genera, *Apegus*,




Figure 4. Habitus of Chalcidoidea collected in agroforestry systems of cacao (*Theobroma cacao*) and copoazu (*T. grandiflorum*). (A) *Haltichella hydara* (Walker, 1842) [UNAB 1190], (B) *Stypiura* sp. [UNAB 1356], (C) *Aenasius* sp. (Encyrtidae) [UNAB 663], (D) *Coelopencyrtus* sp. [UNAB 2538], (E) *Horismenus striatus* Hansson, 2009 (Eulophidae) [UNAB 1196], (F) *Brasema* sp. (Eupelmidae) [UNAB 1358], (G) *Anastatus* sp. (Eupelmidae) [UNAB 1192], (H) *Neorileya flavipes* Ashmead, 1904 (Eurytomidae) [UNAB 1432], (I) *Perilampus* sp. (Perilampidae) [UNAB 1361], (J) *Erotolepsia* sp. (Pteromalidae) [UNAB 661], (K) *Bubekia tricarinata* (Ashmead, 1888) (Pteromalidae) [UNAB 3464], (L) *Lelaps affinis* Ashmead, 1904 (Pteromalidae) [UNAB 658].

Ceratobaeus, *Thoron*, and *Xenomerus* constitute additional reports observed for the family in these agroecosystems. Scelionidae is a highly diverse family in tropical

forests, with 57 genera and 342 species reported from the Neotropics (Arias-Penna, 2002), out of 176 genera (extant and fossil) (Chen et al., 2021) and approximately




Figure 5. Habitus of Platygastroidea (Scelionidae) collected in agroforestry systems of cacao (*Theobroma cacao*) and copoazu (*T. grandiflorum*). (A) *Apegus* sp. [UNAB 1445], (B) *Calliscelio* sp. [UNAB 1439], (C) *Gryon* sp. [UNAB 1442], (D) *Scelio* sp. [UNAB 1438], (E) *Xenomerus* sp. [UNAB 1443], (F) *Thoron* sp. [UNAB 3765].

3,000 described species worldwide. According to Masner & Arias-Penna (2006), mixed agroecosystems can have a source-sink dynamics between forest and crop areas, where adults of Scelionidae are abundant in the surrounding forest, especially in the forest canopy where many of them search for hosts, which could also explain in part its high diversity in our work.

A high number of individuals of Braconidae (the third richest family within the agroecosystems) was chiefly reached due to *Hypomicrogaster* sp., reared from larvae of Sphingidae on *Ludwigia hyssopifolia* (G. Don) Exell (Onagraceae), as well as by the species *Lysiphlebus testaceipes* (Cresson) reared from *Aphis* sp. on *Citrus* sp. (Rutaceae). *Hypomicrogaster* is a large genus, mainly distributed in the Neotropical region, with 45 described species, nine of which have been recorded from Colombia and the Amazon basin (Fernandez, 2000). Species of *Hypomicrogaster* act as parasitoids of microlepidopteran leaf-mining and other cryptic or endophytic hosts (Valerio & Whitfield, 2015). *Lysiphlebus testaceipes* is widely distributed in the Nearctic region, and to a lesser degree in the Neotropics (Stary, 1976). It has also been reported from the Palearctic region as an introduced species. *Lysiphlebus testaceipes* attacks more than 100 aphid species, often suppressing their populations below economic injury levels (Jones et al., 2007).

New taxa and occurrence records

Even though most of our new records of genera and species have a Neotropical distribution, one of those found in our study, *Gbelcia* (Pteromalidae), has an atypical occurrence, given that its natural distribution is Holarctic (Noyes, 2021). *Gbelcia* is recognized by the following combination of diagnostic features, observed in the specimens examined in this study: transverse and stout head, depressed thoracic dorsum, rugose-reticulate propodeum with distinct though slightly irregular median carina and plicae, pronotal collar with a high carina, and forewings with 1 to 6 hairs on the basal fold (Bouček, 1993; Gibson et al., 1997). *Gbelcia* comprises two described species: *G. cordilurae* Bouček, whose adults are parasitoids of the pupae of *Cordilura varipes* (Walker) and *C. praeusta* Loew (Diptera: Scathophagidae: Scathophaginae) (Bouček, 1993); and *G. crassiceps* Bouček, which are associated with *Phragmites* sp. (Poaceae) (Mitroiu, 2013).

New host records

Our new record of *Phyllocnistis* sp. (Gracillariidae) as a host of *Horismenus cupreus* is congruent with previous observations by Hansson (2009), who reported *H. cupreus* as a species that primarily attacks leaf-miners, mainly from the families Buprestidae, Curculionidae, Agromyzidae, Tischeriidae, and several unidentified microlepidopterans, as well as two records from spider eggs, probably as primary parasitoids (Hansson, 2009).

CONCLUSION

The collection of wasp parasitoids obtained in the present work constitutes an important contribution to our knowledge of natural biological controllers in agroforestry systems of the Colombian Amazon basin. It also provides a basic alpha taxonomic input for new studies. Agroforestry systems of cacao and copoazu provide a refuge for a high number of parasitoid wasps and allow multiple ecological interactions with their hosts. The life histories of most of the taxa found here remain unknown, as well as their functional role in agricultural ecosystems as potential natural enemies of phytophagous insects. Therefore, much work remains to be done on this topic. We also accumulated the first cataloged voucher collection of parasitoid wasps in Colombia, which in times of the Anthropocene insect decline, will be a continuing source of data and information to be used by future scientists, especially applied entomologists.

AUTHORS' CONTRIBUTIONS: ALPB, FS, LMA: Conceptualization; ALPB, LMA, PH, FS: Methodology; ALPB: Data curation, Investigation, Writing – original draft; LMA, PH, FS: Supervision, Writing – review & editing; FS: Project administration, Funding acquisition; LMA, PH: Validation. All authors actively participated in the discussion of the results; they reviewed and approved the final version of the paper.

CONFLICTS OF INTEREST: Authors declare there are no conflicts of interest.

FUNDING INFORMATION: The first author is grateful to Minciencias and the Facultad de Ciencias Agrarias (Universidad Nacional de Colombia) which funded this work through the “Jovenes Investigadores e Innovadores por la Paz 2017” Program, code 205010028525. We are grateful to the cacao project “Reconocimiento de insectos de importancia agronomica asociados al agroecosistema Cacaotero de la Amazonia Colombiana” code 110171250625 CT FP44842-128-2016 for supporting this study.

ACKNOWLEDGMENTS: The authors want to thank Valentina Vergara (CTNI – Agrosavia) for her constant support and orientation in the curatorial process at the UNAB museum; to Helber Arevalo and Javier Martinez for identifications of Lepidoptera (Gracillariidae) and Diptera specimens. To the UNAB museum, Facultad de Ciencias Agrarias, for supplying materials and facilities to carry out this work and the Entomology Laboratory of the Universidad de la Amazonia, LEUA; and Jean Alexander Gamboa for coordinating field trips and providing workspace and equipment at LEUA.

REFERENCES

Ackonor, J.B. 2002. Current levels of incidence of parasitism and predation in *Planococcus citri* Risso (Homoptera: Pseudococcidae) in Ghanaian

- cocoa (*Theobroma cacao* L.) Farms. *International Journal of Tropical Insect Science*, 22(2): 105-112. <https://doi.org/10.1017/s1742758400015186>.
- Adjaloo, M.K. & Oduro, W. 2013. Insect assemblage and the pollination system in cocoa ecosystems. *Journal of Applied Biosciences*, 62: 4582-4594. <https://doi.org/10.4314/jab.v62i0.86070>.
- Alencar, I.D. & Azevedo, C.O. 2020. Revision of the world *Apenesia* Westwood (Hymenoptera, Bethyliidae). *Zootaxa*, 4724(1): 1-72. <https://doi.org/10.11646/zootaxa.4724.1.1>.
- Almeida, A.A. & Valle, R.R. 2010. Cacao: ecophysiology of growth and production. In: DaMatta, F. *Ecophysiology of tropical tree crops*. New York, Nova Science Publishers. p. 37-70.
- Arias-Penna, D.C. 2004. Avispas de las familias Chalcididae y Leucospidae (Hymenoptera: Chalcidoidea) en Colombia. In: Fernández, F.; Andrade, G. & Amat, G. (Eds.). *Insectos de Colombia*. Bogotá D.C., Universidad Nacional de Colombia & Instituto Alexander von Humboldt. p. 433-490.
- Arias, D.C. & Delvare, G. 2003. Lista de los géneros y especies de la familia Chalcididae (Hymenoptera: Chalcidoidea) de la región Neotropical. *Biota Colombiana*, 4(2): 215-233.
- Arias-Penna, T.M. 2002. Lista de los géneros y especies de la superfamilia Platygastroidea (Hymenoptera) de la Región Neotropical. *Biota Colombiana*, 3(2): 215-234.
- Azevedo, C.O. 2014. Synopsis of *Bakeriella* Kieffer, 1910 (Hymenoptera, Bethyliidae). *Zootaxa*, 3878(6): 501-535. <https://doi.org/10.11646/zootaxa.3878.6.1>.
- Barbosa, D.N. & Azevedo, C.O. 2018. Revision of *Anisepyris* Kieffer (Hymenoptera, Bethyliidae), with description of 135 new species. *Zootaxa*, 4416(1): 1-258. <https://doi.org/10.11646/zootaxa.4416.1.1>.
- Belokobyl'skij, S.; Solis, M.A.; Hanson P. & Zaldivar-Riveron, A. 2015. A new species of *Labania* Hedqvist (Braconidae, Doryctinae) from Costa Rica, reared from aerial root galls of *Ficus obtusifolia* Kunth. *Journal of Hymenoptera Research*, 44: 69-78. <https://doi.org/10.1080/14772000.2019.1685608>.
- Bouček, Z. 1993. New taxa of North American Pteromalidae and Tetracampidae (Hymenoptera), with notes. *Journal of Natural History*, 27(6): 1239-1313.
- Branca, A.; Le Ru, B.P.; Calatayud, P.A.; Obonyo, J.; Musyoka, B.; Capdevielle-Dulac, C.; Kaiser-Arnauld, L.; Silvain, J.F.; Gauthier, J.; Paillusson, C.; Gayral, P.; Herniou, E.A. & Dupas, S. 2019. Relative influence of host, *Wolbachia*, geography and climate on the genetic structure of the Sub-Saharan parasitic wasp *Cotesia sesamiae*. *Frontiers in Ecology and Evolution*, 7(309): 1-15. <https://doi.org/10.3389/fevo.2019.00309>.
- Buffington, M.L. & Scheffer, S.J. 2008. North American species of *Agrostocynips* Diaz (Hymenoptera: Figitidae: Eucilinae), parasitoids of Agromyzidae (Diptera): bionomics and taxonomy. *Zootaxa*, 1817(1): 39-48. <https://doi.org/10.11646/zootaxa.1817.1.4>.
- Buffington, M.L. 2009. Description, circumscription and phylogenetics of the new tribe Zaeucoilini (Hymenoptera: Figitidae: Eucilinae), including a description of a new genus. *Systematic Entomology*, 34(1): 162-187. <https://doi.org/10.1111/j.1365-3113.2008.00447.x>.
- Burks, B.D. 1960. A revision of the genus *Brachymeria* Westwood in America north of Mexico (Hymenoptera: Chalcididae). *Transactions of the American Entomological Society*, 86(3): 225-273.
- Burks, R.A.; Heraty, J.M.; Dominguez, C. & Mottern, J.L. 2018. Complex diversity in a mainly tropical group of ant parasitoids: revision of the *Oraesema stramineipes* species group (Hymenoptera: Chalcidoidea: Eucharitidae). *Zootaxa*, 4401(1): 37-38. <https://doi.org/10.11646/zootaxa.4401.1.1>.
- Burks, R.A.; Mottern, J. & Heraty, J.M. 2015. Revision of the *Oraesema festiva* species group (Hymenoptera: Chalcidoidea: Eucharitidae). *Zootaxa*, 3972(4): 521-534. <https://doi.org/10.11646/zootaxa.3972.4.4>.
- Campos, D.F. 2001. Lista de los géneros de avispas parasitoides Braconidae (Hymenoptera: Ichneumonoidea) de la región Neotropical. *Biota Colombiana*, 2(3): 193-232.
- Castillo, P. 2013. Insectos plagas y sus enemigos naturales en el cultivo de *Theobroma cacao* L. (cacao) en los valles de Tumbes y Zarumilla, Perú. *Revista Manglar*, 10(2): 3-16. <https://doi.org/10.17268/manglar.2013.002>.
- Chaparro-Orozco, A.A. & Lopez-Rodriguez, C.E. 2018. Copoazu and inclusive businesses: A socioeconomic strategy in Florence, Caquetá (Colombia). *Cooperativismo & Desarrollo*, 112(25): 40-56.
- Chen, H.; Lahey, Z.; Talamas, E.J.; Valerio, A.A.; Popovici, O.A.; Musetti, L.; Klompen, H.; Polaszek, A.; Masner, L.; Austin, A. & Johnson, N. 2021. An integrated phylogenetic reassessment of the parasitoid superfamily Platygastroidea (Hymenoptera: Proctotrupomorpha) results in a revised familial classification. *Systematic Entomology*, 46(4): 1088-1113. <https://doi.org/10.1111/syen.12511>.
- Chen, H.; Talamas, E.J.; Valerio, A.A.; Masner, L. & Johnson, N.F. 2018. Revision of the world species of the genus *Chromoteleia* Ashmead (Hymenoptera, Platygastriidae, Scelioninae). *ZooKeys*, 778: 1-95. <https://doi.org/10.3897/zookeys.778.25775>.
- Conway, G.R. 1971. *Pest of cocoa in Sabah and their control*. Sabah, Malaysia, Department of Agriculture. 75p.
- Deans, A.R. 2006. Familia Evaniidae. In: Fernandez, F. & Sharkey, M.J. (Eds.). *Introduccion a los Hymenoptera de la Region Neotropical*. Bogotá D.C., Instituto Humboldt and Sociedad Colombiana de Entomología. p. 795-802.
- Delvare, G. 1992. A reclassification of the Chalcidini with a checklist of the New World species. *Memoirs of the American Entomological Institute*, 53: 119-466.
- Delvare, G. 1995. Chalcididae. In: Hanson, P.E. & Gauld, I.D. (Eds.). *The Hymenoptera of Costa Rica*. Oxford, Oxford University Press. p. 289-298.
- Eberhard, W.G. 1975. *The ecology and behavior of a subsocial pentatomid bug and two scelionid wasps: strategy and counterstrategy in a host and its parasites*. Washington, Smithsonian Institution Press. iv + 39p. <https://doi.org/10.5479/si.00810282.205>.
- Entwistle, P. 1972. *Pest of cocoa*. London, Longmans. 779p.
- Entwistle, P.F. 1963. Observations on the biology of four species of Psychidae (Lepidoptera) in *Theobroma cacao* L. in western Nigeria. *Proceedings of the Royal Entomological Society of London (A)*, 38: 145-152.
- Espinal, C.; Martínez, H. & Ortiz, L. 2005. *La cadena del cacao en Colombia, una mirada global de su estructura y dinámica*. Bogotá D.C., Ministerio de Agricultura y Desarrollo Rural Observatorio Agrocadenas. 58p. (Documento de Trabajo N°58).
- Evans, H.E. 1965. A revision of the genus *Rhabdepyris* in the Americas (Hymenoptera: Bethyliidae). *Bulletin of the Museum of Comparative Zoology*, 133: 67-150.
- Fernandez, F. 1995. La diversidad de los Hymenoptera en Colombia. In: Rangel-Ch., J.O. (Ed.). *Colombia Diversidad Biotica I*. Bogotá, Instituto de Ciencias Naturales, Universidad Nacional de Colombia, Inderena, p. 373-442.
- Fernandez, F. 2000. Sistemática de los himenópteros de Colombia: Estado del conocimiento y perspectivas. In: Martín-Piera, F.; Morrone, J.J. & Melic, A. (Eds.). *Hacia un proyecto CYTED para el inventario y estimación de la diversidad entomológica en Iberoamérica: PribES-2000*. Zaragoza, Sociedad Entomológica Aragonesa. p. 233-243.
- Fernandez, F.; Guerrero, R.J. & Delsinne, T. (Eds.). 2019. *Hormigas de Colombia*. Bogotá DC., Universidad Nacional de Colombia. 1200p.
- Forshage, M. & Nordlander, G. 2008. Identification key to European genera of Eucilinae (Hymenoptera, Cynipoidea, Figitidae). *Insect Systematics & Evolution*, 39(3): 341-359. <https://doi.org/10.1163/187631208794760885>.
- García, J. & Montilla, R. 2010. Hymenopteros parasitoides de insectos asociados a las plantaciones de cacao, en la región costera del estado Aragua, Venezuela. *Agronomía Tropical*, 60(1): 91-97.

- García, J.L. & Montilla, R. 2005. Abundancia y diversidad de Scelionidae (Hymenoptera: Platygastridae) en plantaciones de cacao del Estado Aragua, Venezuela. *Entomotropica*, 20(3): 239-248.
- Gates, M.W. 2008. Species revision and generic systematics of world Rileyinae (Hymenoptera: Eurytomidae). *University of California Publications in Entomology*, 127: 1-332.
- Gebiola, M.; Gómez-Zurita J.; Monti M.M.; Navones P. & Bernardo U. 2012. Integration of molecular, ecological, morphological and endosymbiont data for species delimitation within the *Pnigalio soemius* complex (Hymenoptera, Eulophidae). *Molecular Ecology*, 21(5): 1190-2108. <https://doi.org/10.1111/j.1365-294X.2011.05428.x>.
- Gibson, G. 1995. Parasitic wasps of the subfamily Eupelminae: classification and revision of world genera (Hymenoptera: Chalcidoidea: Eupelmidae). *Memoirs on Entomology International*, 5: 1-421.
- Gibson, G. 2004. A new species of *Oozetetes* DeSantis (Hymenoptera: Chalcidoidea: Eupelmidae) attacking Ooethecae of *Nyctibora acaciana* Roth (Orthoptera: Blattellidae). *Journal of Hymenoptera Research*, 13(1): 13-23.
- Gibson, G.; Huber, J. & Woolley, J. (Eds.). 1997. *Annotated keys to the genera of Nearctic Chalcidoidea (Hymenoptera)*. Ottawa, NRC Research Press. 794p.
- González, V.H.; Ospina, M. & Bennett, D. 2005. *Abejas altoandinas de Colombia: Guía de campo*. Bogotá, D.C., Instituto de Investigación de Recursos Biológicos Alexander von Humboldt. 80p.
- Hanson, P.E. & Gauld, I.D. 2006. Hymenoptera de la Región Neotropical. *Memoirs of the American Entomological Institute*, 77: 1-994.
- Hansson, C. 2009. Eulophidae of Costa Rica 3: Genus *Horismenus*. *Memoirs of the American Entomological Institute*, Philadelphia, 82: 1-916.
- Hansson, C. 2019. *Neotropical Eulophidae*. Available: <http://www.neotropicaleulophidae.com>. Access: 11/06/2020.
- Huber, J.T. 2015. World reclassification of the *Gonatocerus* group of genera (Hymenoptera: Mymaridae). *Zootaxa*, 3967(1): 1-184. <https://doi.org/10.11646/zootaxa.3967.1.1>.
- Jones, D.B.; Giles, K.L.; Elliott, N.C. & Payton, M.E. 2007. Parasitism of greenbug, *Schizaphis graminum*, by the parasitoid *Lysiphlebus testaceipes* at winter temperatures. *Environmental Entomology*, 36(1): 1-8. [https://doi.org/10.1603/0046-225X\(2007\)36\[1:POGSGB\]2.0.CO;2](https://doi.org/10.1603/0046-225X(2007)36[1:POGSGB]2.0.CO;2).
- Keane, P. & Putter, C. 1992. *Cocoa pest and disease management in Southeast Asia and Australasia*. Rome, FAO. 223p. (FAO, Plant production and protection papers, n. 112)
- Kerrich, G.J. 1963, A new eulophid egg-parasite associated with *Tragocephala* spp. on cacao, with comparative notes on other species (Hym., Chalcidoidea). *Bulletin of Entomological Research*, 54(3): 361-364.
- Konstantinov, F.V. & Namyatova, A.A. 2019. Taxonomic revisions and specimen databases in the internet age: dealing with a species rich insect taxon. *Entomological Review*, 99(3): 340-361. <https://doi.org/10.1134/S0013873819030072>.
- LaSalle, J. 1994. Taxonomic notes on African *Aprostocetus* Westwood (Hymenoptera: Eulophidae). *African Entomology*, 2(2): 108.
- Lenat, D. & Resh, V. 2001. Taxonomy and stream ecology – The benefits of genus- and species – level identifications. *Journal of the North American Benthological Society*, 20(2): 287-298. <https://doi.org/10.2307/1468323>.
- Londoño-Carvajal, C.A.; Cuéllar Nuñez, J.F.; Cely Santos, S.M.; Nates Parra, G. & Medina, C.A. 2020. Aprovechamiento y Conservación de las abejas sin aguijón. In: Moreno, L.A.; Andrade, G.I.; Didier, G. & Hernández-Manrique, O.L. (Eds.). *Biodiversidad 2020. Estado y tendencias de la biodiversidad continental de Colombia*. Bogotá, D.C., Colombia, Instituto de Investigación de Recursos Biológicos Alexander von Humboldt. 112p.
- Lopez, V.; Saavedra, M.; Delfin, H.; Figueroa, J.I. & García, M.J. 2009. New neotropical distribution records of braconid wasps (Hymenoptera: Braconidae). *Neotropical Entomology*, 38(2): 213-218. <https://doi.org/10.1590/S1519-566X2009000200008>.
- Martinez, J.O. & Serna, F. 2015. Managing insect collections. Micropezidae (Diptera: Nerioidae) of the Entomological Museum UNAB. *Agronomía Colombiana*, 33(3): 339-347. <https://doi.org/10.15446/agron.colomb.v33n3.52432>.
- Masner, L. & Garcia, J. 2002. The genera of Diapriinae (Hymenoptera: Diapriidae) in the New World. *Bulletin of the American Museum of Natural History*, 268: 34-35.
- Masner, L. 1980. Key to genera of Scelionidae of the Holarctic Region, with descriptions of new genera and species (Hymenoptera: Proctotrupoidea). *Memoirs of the Entomological Society of Canada*, 13: 1-56.
- Masner, L.T. & Arias-Penna, T.M. 2006. Familia Platygastridae. In: Fernández, F. & Sharkey, M.J. (Eds.). *Introducción a los Hymenoptera de la Región Neotropical*. Bogotá, Sociedad Colombiana de Entomología and Universidad Nacional de Colombia. p. 771-774.
- Mavisoy, M.; Karol, H.; Cabezas, M.; Servio, R.; Ballesteros, P. & Somarriba, E. 2013. *Evaluación de la abundancia de Ceratopogonidos (Diptera) polinizadores de cacao (Theobroma cacao L.) en la hojarasca de 7 árboles de sombra, Talamanca-Costa Rica*. Doctoral thesis. Colombia, Facultad de Ciencias Agrícolas, Universidad de Nariño, Pasto.
- Mazón, M. 2015. Taking shortcuts to measure species diversity: parasitoid Hymenoptera subfamilies as surrogates of species richness. *Biodiversity and Conservation*, 25(1): 67-76. <https://doi.org/10.1007/s10531-015-1029-y>.
- Mazón, M.; Sánchez-Angarita, D.; Díaz, F.A.; Gutiérrez, N. & Jaimez, R. 2018. Entomofauna associated with agroforestry systems of timber species and cacao in the southern region of the Maracaibo Lake Basin (Mérida, Venezuela). *Insects*, 9(2): 46. <https://doi.org/10.3390/insects9020046>.
- Miller, N.C.E. 1941. Insects associated with Cocoa (*Theobroma cacao*) in Malaya. *Bulletin of Entomological Research*, 32(1): 1-15. <https://doi.org/10.1017/S0007485300005186>.
- Mitroiu, M.D. 2013. Pteromalidae (Hymenoptera: Chalcidoidea) new to Romania (VII). *Analele Științifice ale Universității "Alexandru Ioan Cuza" din Iași S. (Biologie Animala)*, 59: 153-155.
- Morgan, D. 1984. Cuckoo wasps, Hymenoptera: Chrysididae. *Proceedings of the Entomological Society of London*, 6(5): 12-17.
- Museum of Biological Diversity (MBD). 2021. Biological Diversity database. *Hymenoptera Online*. Available: https://mbd-db.osu.edu/hol/taxon/name/323e0d14-2fa1-4b42-98cf-f4f422668e24?&search_type=fast. Access: 23/10/2021.
- Nakayama, K.; Azevedo, C.O.; Valverde, M.J.; Siquiera, F. & Sperber, C.F. 2008. Sampling parasitoid wasps (Insecta, Hymenoptera) in cacao agroforestry systems. *Studies on Neotropical Fauna and Environment*, 43(3): 217-226. <https://doi.org/10.1080/01650520802019404>.
- National Science Foundation (NSF). 2006. *Insect survey of a megadiverse country, Phase II*. Available: http://www.sharkeylab.org/biodiversity/db.php?app=colombia&function=taxa_list&mode=family. Access: 07/2020.
- Nixon, G.E. 1980. *Diapriidae (Diapriinae) Hymenoptera, Proctotrupoidea*. In: *Handbooks for the Identification of British Insects*. London, Royal Entomological Society Handbooks. vol. 3, pt. 3, 55p.
- Noyes, J.S. 1980. A review of the genera of Neotropical Encyrtidae (Hymenoptera: Chalcidoidea). *Bulletin of the British Museum (Natural History)*, 41: 107-253.
- Noyes, J.S. 2010. Encyrtidae of Costa Rica (Hymenoptera: Chalcidoidea), 3. Subfamily Encyrtinae: Encyrtini, Echthroplexiellini, Discodini, Oobiini and Ixodiphagini, parasitoids associated with bugs (Hemiptera), insect eggs (Hemiptera, Lepidoptera, Coleoptera, Neuroptera) and ticks (Acari). *Memoirs of the American Entomological Institute*, 84: 1-848.
- Noyes, J.S. 2021. *Universal Chalcidoidea Database*. World Wide Web electronic publication. Available: <http://www.nhm.ac.uk/chalcidoids>. Access: 28/10/2021.

- Olmí, M. & Virla, E.G. 2014. Dryinidae of the Neotropical region (Hymenoptera: Chrysidoidea). *Zootaxa*, 3792(1): 1-534. <https://doi.org/10.11646/zootaxa.3792.2.1>.
- Ortiz, I. 1993. Evaluación de la entomofauna Thesis dissertation. Maracay, Universidad Central de Venezuela. Facultad de Agronomía. 73p.
- Pardebe, D. 1986. Integrated control of cocoa tussock moth (*Orgyia postica* Wlk.) in North Sumatra (Indonesia). *Buletin Perkebunan*, 17: 131-138.
- Parra, G. & Londoño, J.M. 2013. Diversidad de abejas sin aguijón (Hymenoptera: Meliponini) utilizadas en meliponicultura en Colombia. *Acta Biológica Colombiana*, 18(3): 415-426.
- Pérez-Benavides, A.L. & Serna, F. 2019. A first approach to chalcid wasps (Hymenoptera, Chalcididae) of the entomological museum UNAB with new records for Colombia. *Agronomía Colombiana*, 37(1): 18-27. <https://doi.org/10.15446/agron.colomb.v37n1.76859>.
- Pérez-Benavides, A.L.; Serna, F. & Gibson, G. 2016. A new species of *Oozetetes* DeSantis (Hymenoptera: Chalcidoidea: Eupelmidae) from Colombia with an updated key for the bucheri species-group. *Zootaxa*, 4084(3): 436-442. <https://doi.org/10.11646/zootaxa.4084.3.8>.
- Pineda-Jaimes, A.L. 2018. El cacao: una apuesta para la transformación del territorio en el occidente de Boyacá. Thesis dissertation. Bogotá D.C., Universidad Externado de Colombia. 75p.
- Posada, F.; Virdiana, I.; Navies, M.; Pava-Ripoll, M. & Hebbar P. 2011. Sexual dimorphism of pupae and adults of the cocoa pod borer, *Conopomorpha cramerella*. *Journal of Insect Science*, 11(52): 1-8. <https://doi.org/10.1673/031.011.5201>.
- Price, P.W.; Denno, R.F.; Eubanks, M.D.; Finke, D.L. & Kaplan, I. 2011. *Insect ecology: behavior, populations and communities*. Cambridge University Press, UK. 828p.
- Ramirez-Cortés, H.; Gil-Palacio, Z.; Benavides-Machado, P. & Bustillo-Pardey, A. 2008. *Monalonion veleangeli* la chinche de la chamusquina del café. *Avances Técnicos Cenicafé*, 367: 1-8.
- Sääksjärvi, I.E.; Haataja, S.; Neuvonen, S.; Gauld, I.D.; Jussila, R.; Salo, J. & Marmol, A. 2004. High local species richness of parasitic wasps (Hymenoptera: Ichneumonidae; Pimplinae and Rhyssinae) from the lowland rainforests of Peruvian Amazonia. *Ecological Entomology*, 29(6): 735-743. <https://doi.org/10.1111/j.0307-6946.2004.00656.x>.
- Shaffer, H.B.; Fisher, R.N. & Davidson, C. 1998. The role of natural history collections in documenting species declines. *Trends in Ecology & Evolution*, 13(1): 27-30. [https://doi.org/10.1016/s0169-5347\(97\)01177-4](https://doi.org/10.1016/s0169-5347(97)01177-4).
- Sharkey, M.J. 2007. Phylogeny and classification of Hymenoptera. *Zootaxa*, 1668(1): 521-548. <https://doi.org/10.11646/zootaxa.1668.1.25>.
- Sistema de Información sobre Biodiversidad de Colombia (SIB Colombia). 2021. *Portal de Datos, Sistema de Información sobre Biodiversidad de Colombia*. Available: <https://datos.biodiversidad.co>. Access: 27/10/2021.
- Sperber, C.; Nakayama, K.; Valverde, M. & Neves, F. 2004. Tree species richness and density affect parasitoid diversity in cacao agroforestry. *Basic and Applied Ecology*, 5(3): 241-251. <https://doi.org/10.1016/j.baae.2004.04.001>.
- Sperber, C.; Oliveira, C.; Campos, D.; Szinwelski, N. & Almeida S. 2012. Drivers of parasitoid wasps' community composition in cacao agroforestry practice in Bahia State, Brazil. In: Leckson, M. (Ed). *Agroforestry for biodiversity and ecosystem services – science and practice*. Croatia, INTEXH. p. 45-64.
- Srikumar, K. & Shivarama, P. 2013. Biology of the tea mosquito bug (*Helopeltis theivora* Waterhouse) on *Chromolaena odorata* (L.). King, R.M. & Rob, H. *Chilean Journal of Agricultural Research*, 73(3): 309-314. <https://doi.org/10.4067/S0718-58392013000300015>.
- Stary, P. 1976. *Aphid parasites (Hymenoptera, Aphidiidae) of the Mediterranean area*. *Rozprawy ceskoslovenske Akademie Ved*, 86(2): 1-95.
- Strand, E. 1911. Sechzehn novitäten der gattung stenopistha strand und zwei neue gattungsnamen in Chalcididae. *Archiv für Naturgeschichte*, 77: 199-208.
- Terayama, M. 2003. Phylogenetic systematics of the family Bethyilidae (Insecta; Hymenoptera) Part. II. Keys to subfamilies, tribes and genera in the world. *Academic Reports, Tokyo Polytechnic University, Faculty of Engineering*, 26(1): 16-29.
- Townes, H. & Townes, M. 1966. A catalogue and reclassification of neotropical Ichneumonidae. *Memoirs of the American Entomological Institute*, 8: 1-367.
- Trjapitzin, V.A.; Myartseva, S.N.; Ruiz, E. & Coronado, J.M. 2008. *Clave de géneros de Encyrtidae (Hymenoptera: Chalcidoidea) de México y un catálogo de las especies, serie avispa parasitica de plagas y otros insectos*. Cd. Victoria, México, Universidad Autónoma de Tamaulipas. 265p.
- Turney, S.; Cameron, E.R.; Cloutier, C.A. & Buddle, C.M. 2015. Non-repeatable science: assessing the frequency of voucher specimen deposition reveals that most arthropod research cannot be verified. *PeerJ*, 3, e1168. <https://doi.org/10.7717/peerj.1168>.
- Valerio, A.A. & Whitfield, J.B. 2015. Taxonomic review of the genus *Hypomicrogaster* Ashmead (Hymenoptera: Braconidae: Microgastrinae), with descriptions of 40 new species. *Zootaxa*, 3979(1): 1-98. <https://doi.org/10.11646/zootaxa.3979.1.1>.
- Van-Noort, S.; Buffington, M.L. & Forshage, M. 2015. Afrotropical Cynipoidea (Hymenoptera). *ZooKeys*, 493: 1-176. <https://doi.org/10.3897/zookeys.493.6353>.
- Vergara, E.V. & Serna, F. 2013. A checklist of the ants (Hymenoptera: Formicidae) of the department of Antioquia, Colombia and new records for the country. *Agronomía Colombiana*, 31(3): 324-342.
- Wagner, D.L. 2020. *Insect declines in the Anthropocene*. *Annual Review of Entomology*, 65(1). <https://doi.org/10.1146/annurev-ento-011019-025151>.
- Wharton, R.A.; Marsh, P.M. & Sharkey, M. 1997. *Manual of the New World genera of the family Braconidae (Hymenoptera)*. Washington, The International Society of Hymenopterists.
- Winder, J.A. 1978. Cocoa Flower Diptera; Their Identity, Pollinating Activity and Breeding Sites. *International Journal of Pest Management*, 24(1): 5-18. <https://doi.org/10.1080/09670877809414251>.
- World Cocoa Foundation (WCF). 2014. *The cocoa market situation*. World Cocoa Foundation report. EC/4/2. Available: <https://www.worldcocoafoundation.org/wp-content/uploads/Cocoa-Market-Update-as-of-4-1-2014.pdf>. Access: 28/10/2021.