

WATER RELATIONS AND PHOTOSYNTHESIS AS CRITERIA FOR ADEQUATE IRRIGATION MANAGEMENT IN 'TAHITI' LIME TREES

Cláudio Ricardo da Silva¹; Marcos Vinícius Folegatti^{3*}; Tonny José Araújo da Silva^{1,2}; José Alves Júnior¹; Claudinei Fonseca Souza⁴; Rafael Vasconcelos Ribeiro²

¹USP/ESALQ - Programa de Pós-Graduação em Irrigação e Drenagem, C.P. 9 - 13418-900 - Piracicaba, SP - Brasil.

²APTA/IAC - Centro de Pesquisa e Desenvolvimento de Ecofisiologia e Biofísica, C.P. 28 - 13001-970 - Campinas, SP - Brasil.

³USP/ESALQ - Depto. de Engenharia Rural, C.P. 9 - 13418-900 - Piracicaba, SP - Brasil.

⁴UNITAU - Depto. de Engenharia Civil e Ambiental, 12020-330, Taubaté, SP.

*Corresponding author <mvfolega@esalq.usp.br>

ABSTRACT: Irrigation scheduling based on soil moisture status is one of the most useful methods because of its practicality and low cost. The effects of available soil water depletion on evapotranspiration (ET_c), transpiration (E), leaf water potential at predawn (Ψ_p) and midday (Ψ_M), stomatal conductance (g_s) and net CO_2 assimilation (A) in lime 'Tahiti' trees (*Citrus latifolia*) were evaluated to improve irrigation schedule and minimize water use without causing water stress. The trees were spaced 7×4 m and drip-irrigated by four drippers with the available soil water content (AWC) depleted by suspension of irrigation (40 days). Leaf water potential was measured on a pressure chamber (Ψ_p and Ψ_M) and leaf gas exchange was measured by infrared gas analyzer (E , g_s and A). Evapotranspiration was determined with the aid of weighing lysimeter. Water soil content and potential (Ψ_s) were monitored with TDR probes and tensiometers, respectively, installed at 0.3, 0.6 and 0.9 m depths. Meteorological variables were monitored with an automatic weather station in the experimental area. The threshold AWC level for the onset of ET_c decline was 43%, and 60% for g_s , A , E and Ψ_p . Also, Ψ_p was more sensitive to AWC than Ψ_M , and is therefore a better tool for irrigation. When AWC was around 60%, values of Ψ_p and Ψ_s were -0.62 MPa and -48.8 kPa, respectively.

Key words: evapotranspiration, citrus, lysimeter, gas exchange, tensiometer

RELAÇÕES HÍDRICAS E FOTOSSÍNTESE COMO CRITÉRIOS PARA MANEJO ADEQUADO DA IRRIGAÇÃO EM PLANTAS DE LIMEIRA 'TAHITI'

RESUMO: Programar práticas de irrigação com base na umidade do solo é um dos métodos mais usuais devido sua praticidade e baixo custo. O efeito do esgotamento da água disponível do solo sobre a evapotranspiração (ET_c), transpiração (E), potencial de água na folha ao amanhecer (Ψ_p) e ao meio-dia (Ψ_M), condutância estomática (g_s) e assimilação líquida de CO_2 (A) em plantas de limeira 'Tahiti' (*Citrus latifolia*) foi avaliado para melhorar o manejo da irrigação, minimizando água e evitando o estresse hídrico. As plantas foram espaçadas de 7×4 m e irrigadas por quatro gotejadores com a diminuição da água disponível no solo (AD) provocada pela suspensão da irrigação (40 dias). Para as medidas do potencial da água na folha foi utilizado uma câmara de pressão (Ψ_p e Ψ_M) e para as medidas de trocas gasosas um analisador de gases por infravermelho (A , E e g_s). Foi utilizado um lisímetro de pesagem para a determinação da ET_c . A umidade e potencial de água no solo (Ψ_s) foram monitoradas por sondas de TDR e tensiômetros, respectivamente, instalados a 0,3, 0,6 e 0,9 m de profundidade. As variáveis meteorológicas foram monitorados por uma estação agrometeorológica automática na área. O limite de AD na qual a ET_c começou a diminuir foi de 43%, ao passo que para g_s , A , E e Ψ_p foi de 60%. Ainda, o Ψ_p foi mais sensível a AD do que as medidas de Ψ_M podendo ser recomendado como ferramenta para manejo de irrigação. Quando AD estava próximo de 60%, os valores de Ψ_p e Ψ_s eram -0,62 MPa e -48,8 kPa, respectivamente.

Palavras-chave: evapotranspiração, citros, lisímetro, trocas gasosas, tensiômetro

INTRODUCTION

Increasing world water scarcity and irrigation costs demand developing irrigation methods that mini-

mize water use (Jones, 2004). Localized systems such as microsprinkler and drip irrigation play a major role in reducing the amount of water applied to agricultural crops (Folegatti et al., 2004). However, the maximum

water use efficiency depends on adequate irrigation scheduling.

Irrigation scheduling based on soil moisture status is one of the most useful methods because of its practicality and low cost. The principle is that soil moisture can be decreased to a threshold in which water can no longer be transported quickly enough to the roots to respond to transpirational demand, triggering crop water stress (Allen et al., 1998).

A well-known mechanism to prevent plant dehydration under environmental constraint is the stomatal closure (Hall et al., 1975; Syvertsen, 1982; Savé et al., 1995). This response affects both transpiration and photosynthesis of citrus species in different degrees, depending on water stress level (Vu & Yelenosky, 1988; Medina et al., 1998; 1999).

The threshold level of available soil water (*SWA*) that can be depleted is usually determined by comparing the long-term relationship between yield or tree development and soil moisture levels for a particular location. Moisture levels can be more accurately assessed using plant physiological characteristics such as stomatal conductance, net CO₂ assimilation, leaf water potential and fruit or trunk growth (Davies & Albrigo, 1994). However, few experimental studies use these approaches under field conditions and focus on irrigation scheduling. The purpose of this work was establishing an adequate threshold for available soil water using physiological characteristics to minimize water use in 'Tahiti' lime trees.

MATERIAL AND METHODS

Experimental area

The experiment was carried for 40 days at the end of the winter season, 2004, in a 1.0-ha plot planted in 2001 with 'Tahiti' acid lime trees (*Citrus latifolia* Tanaka), grafted on 'Swingle' [*Poncirus trifoliata* (L.) Raf. × *Citrus paradisi* Macf.] citrumelo rootstock. Trees were spaced 7 × 4 m and drip-irrigated by four, pressure-compensated drippers each, flow rate 4 L h⁻¹, emission uniformity 95%. The irrigation was automatically controlled by a head unit programmer and electro-hydraulic valves. The fraction of wetted area in relation to tree canopy cover at a 0.3 m depth under 3 h of irrigation was around 22%.

The orchard was located in Piracicaba, São Paulo State, Brazil (22°41'58"S, 47°38'42"W; elevation 511 m). Average annual temperature in the area is 21.4°C and annual rainfall is 1257 mm. Along the study period, the rainfall was 8.5 mm, and average air temperature, relative humidity and reference evapotranspiration were 22.2°C, 61% and 3.9 mm, respectively. The soil is a Rhodic Kandudalf, clay texture, 5% average slope. Available water capacity was 125 mm m⁻¹, and the bulk density was 1300 kg m⁻³ determined over soil samples collected every 0.2 m down to 1.0 m deep.

Orchard floor was kept cleaned during the experimental period. Ordinary pest control practices were performed and the fertilization was done as recommend by Raij et al. (1992).

Lysimetric and plant measurements

A weighing lysimeter (4 m × 1.3 m depth) (Campeche, 2002) containing one tree, was located near the center of the experimental area. The lysimeter was repacked with soil during installation to equalize bulk densities to the surrounding field. Weight variations were transmitted through three electronic cells to a data logger recording and storing the load cell output every at night time (24h00) when calm conditions prevailed (average wind <1.5 m s⁻¹). Combined calibration and voltage reading errors elicited 0.82 kg accuracy. Daily crop evapotranspiration (*E_{Tc}*) was calculated from changes in lysimeter weight and converted to mm d⁻¹, based on lysimeter surface area (12.56 m²). The lysimeter was irrigated and managed like all plants in the area.

In the experimental plot, six trees with similar structure and development were chosen and divided into two groups (treatments): irrigated (*X*), where daily irrigation based on evapotranspiration was applied during the whole experiment; and non-irrigated (*Y*) where irrigation was suspended. Plant growth measurements – tree height, trunk circumference, and canopy diameter – were taken on each treatment (Table 1). Canopy volume was calculated using the procedure of Hutchinson (1977).

Estimation of available water and soil water potential

Measurements of soil volumetric water content in *X* and *Y* trees were made with a TDR cable tester (model 1502 C Tektronix, Beaverton, OR, USA) every three days.

Table 1 - Characteristics of lysimeter-grown tree, irrigated and non-irrigated 'Tahiti' lime trees before starting the experimental period.

Plant	Height	Canopy diameter	Canopy volume	Trunk circumference
	-----	m -----	m ³	m
Irrigated (<i>X</i>) ¹	3.25 ± 0.23	3.59 ± 0.06	10.47 ± 0.62	0.35 ± 0.02
Non-irrigated (<i>Y</i>) ¹	3.32 ± 0.13	3.63 ± 0.08	10.90 ± 0.71	0.34 ± 0.03
Lysimeter	3.05	3.60	9.88	0.32

¹Mean ± SE (n = 3).

Three-wire TDR probes were installed 0.3, 0.6 and 0.9 m deep in the soil, and at 1.0 m laterally from trunk of trees, under wetted dripper area. The dielectric constant (Ka) of the soil was converted to soil volumetric water content by a calibration obtained for this soil (Tommaselli & Bacchi, 2001). Soil water potential (Ψ_s) was monitored with tensiometers set 0.6 m deep ($n = 3$). Daily variations in available soil water in lysimeter-grown were monitored by water potential sensors (Watermark® model 253-L; Campbell Scientific, Logan, UT, USA) connected to the lysimeter data logger, at the same depth of TDR sensors. The soil water potentials were converted to soil volumetric water content by the Soil Water Retention Curve fitting software (Van Genuchten, 1980).

The available soil water content (SWA) was calculated with the aid of the equation:

$$SWA = \left[\frac{(\theta_a - \theta_{pwp})}{(\theta_{fc} - \theta_{pwp})} \right] \times 100$$

where: SWA = available soil water content, %, θ_{fc} = soil volumetric water content at field capacity, $m^3 m^{-3}$ (10 kPa), θ_{pwp} = soil volumetric water content at the permanent wilting point, $m^3 m^{-3}$ (1500 kPa), θ_a = average soil volumetric water content (between 0.3, 0.6 and 0.9 m depth), $m^3 m^{-3}$

Leaf water potential measurements

Leaf water potential was measured every three days at predawn (Ψ_p ; 06h00-06h30) and at noon (Ψ_M ; 12h00-12h30) with a Scholander-type pressure chamber (model 3005; Soil Moisture Equipment Corporation, Santa Barbara, CA, USA). At each measurement time, two stems (four to eight leaves) per tree were sampled by excision in the northward portion of the canopy, at about 1.5 m of the soil surface.

Leaf gas exchange measurements

Two, fully-expanded, similar leaves at external canopy positions per tree per treatment, were sampled for gas exchange measurements. Net CO_2 assimilation (A), transpiration (E), and stomatal conductance (gs) were determined every three days at 09h30-10h30 with a portable photosynthesis system (IRGA, model LI-6400, Li-Cor, Lincoln, NE, USA) on the same days that soil and leaf water potentials were determined. Incident photosynthetic photon flux density ($PPFD$) was fixed based on environmental conditions just prior to the beginning of measurements (Figure 2A), using an artificial quartz halide light source (LI-6400-02 LED light source, Li-Cor) controlled with a quantum sensor inside the leaf cuvette. Air CO_2 concentration was fixed at $350 \pm 10 \mu mol mol^{-1}$. The actual Water Use Efficiency (WUE) was calculated as A/E (Machado et al., 1999).

Determining the available soil water and its threshold level

The relationship between (ET_c) and the reference evapotranspiration (ET_o) was determined before the beginning of the experiment. Both ET_o and meteorological variables were obtained from an automatic weather station (model CR21x; Campbell Scientific, Logan, UT, USA) equipped with sensors for air temperature, relative humidity, global and net radiation, wind speed and Penman-Monteith algorithm (Allen et al., 1998), located 70 m away from lysimeter. Irrigation water was applied daily from day one to 15 of the trial lysimeter, to compensate ET_c losses of the previous day. An average crop coefficient (ET_c/ET_o) was obtained and ET_c was thus estimated as $0.89 \times ET_o$ during the deficit irrigation period. Plants of treatment X were irrigated based on ET_o and a crop coefficient of 1.0 (one) to ensure that no water limitation would occur.

Irrigation in non-irrigated (Y) and lysimeter-grown trees was suspended on the 16th day of the trial. Lysimeter's evapotranspiration was then considered (recorded) measured evapotranspiration (ET_R) and compared to the estimated ET_c ($0.89 \times ET_o$). When the relationship ET_R/ET_c was lower than 1.0 (one), the threshold level of available soil water (SWA) based on evapotranspiration was determined. This procedure was also adopted to establish the threshold level of SWA based on A , E , gs , Ψ_p , and Ψ_M .

RESULTS AND DISCUSSION

Evapotranspiration

Estimated tree evapotranspiration (ET_c) and measured evapotranspiration (ET_R) during the drying period (Figure 1A) tended to increase from day one of the experimental period, with the exception of two pronounced troughs (at days 13 and 33) caused by decreases in both global and net radiation, as well as air vapor pressure deficit (Figures 2A and B). The time-course of the relative evapotranspiration (ET_R/ET_c) was almost constant along the first 25 days after the beginning of the drying period, varying around one when the available soil water content (SWA) was higher than 43%, and then declining sharply (Figure 1B). This result was close to a SWA of 46% reported by Allen et al. (1998) under similar environmental conditions and citrus tree development. However, it was lower than that threshold level recommended by Marler & Davies (1990) to 'Hamilin' trees (from 65 to 70%) in Florida. When SWA was around 43%, values of leaf and soil water potential were $\Psi_p = -0.79$ MPa, $\Psi_s = -82.1$ kPa (0.6 m). That suggests some level of water stress when compared with the results of Vu & Yelenosky (1988) and Machado et al. (2002). Pires (1992) suggested irrigating citrus when Ψ_s is between -50 and -70 kPa. Medina & Machado (1998) did not observe

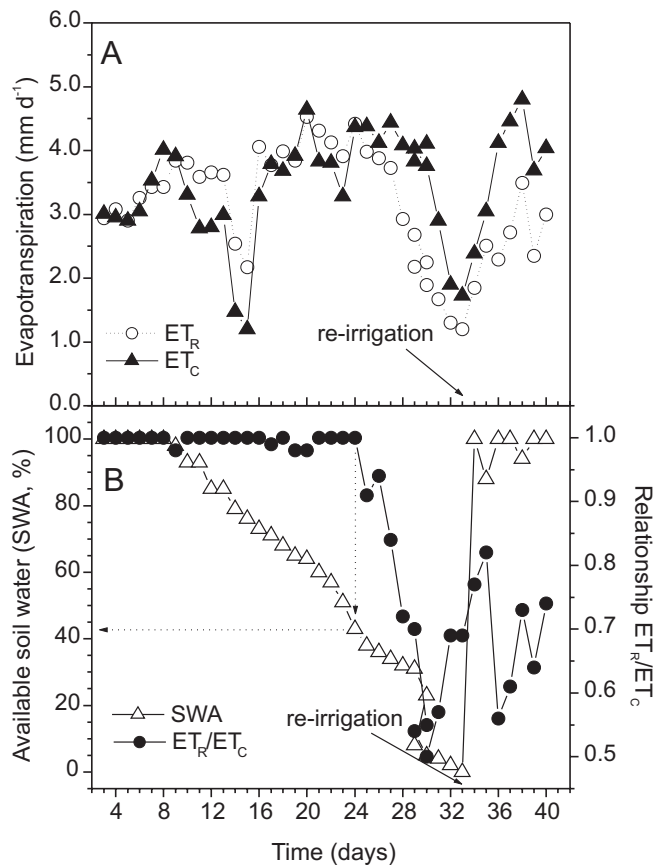


Figure 1 - Estimated crop evapotranspiration (ET_c) and measured evapotranspiration (ET_R) throughout the experiment (A). Relative evapotranspiration (ET_R/ET_c) and available soil water (SWA) (B). The arrow indicates when the lysimeter-grown tree was re-irrigated, 34 days after the beginning of the experimental period.

changes in A , E , WUE , leaf water potential and leaf relative water content in 'Valencia' oranges when the substrate water potential was higher than -40 kPa. Shalhevet & Levy (1990) suggested that Ψ_p should be maintained higher than -0.72 MPa to avoid water stress, but there may be large variability between plant species.

Thirty-four days after suspension of irrigation, the lysimeter-grown tree showed general leaf chlorosis with severe stress ($\Psi_p = -2.70$ MPa), and thus irrigation was re-established. Even after re-irrigation, ET_R/ET_c remained lower than 1.0 (one) until the end of the experiment period. Ginestar & Castel (1996) reported that two weeks of irrigation were necessary for total rehydration of 'Clementine' mandarin trees subjected to severe water stress ($\Psi_p = -4.0$ MPa) under field conditions. The involvement of stomata is among the factors causing non-recovery of ET_R . There was only partial recovery of stomatal opening in stressed 'Valencia' orange trees after re-irrigation (Medina et al., 1999). This recovery delay may be associated to accumulation of abscisic acid in the leaves during drying cycle (Davies & Zhang, 1991; Liu et al., 2003) or to damages to biochemical and/or photo-

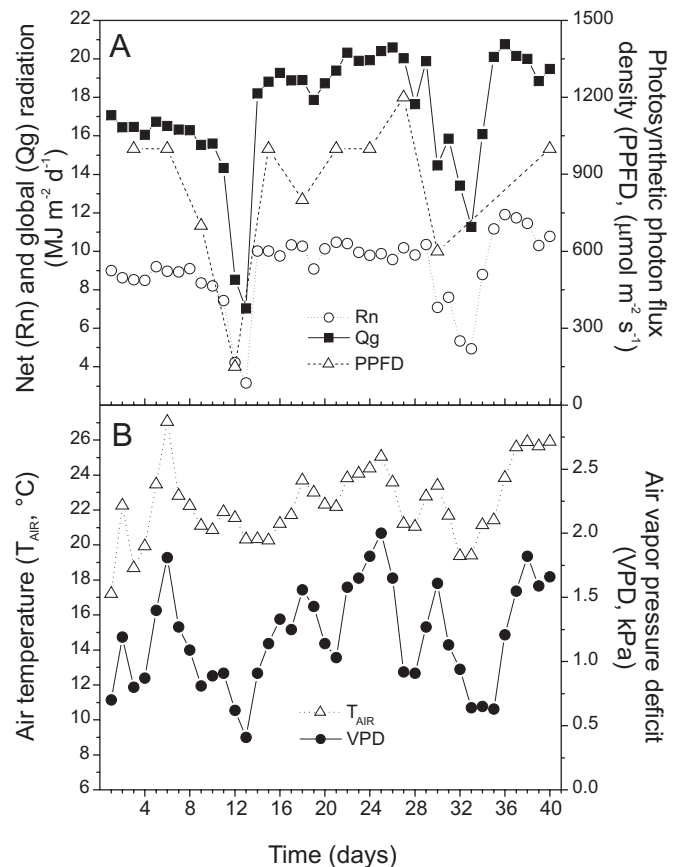


Figure 2 - Net and global radiation, photosynthetic photon flux density (A), air temperature and air vapor pressure deficit (B) throughout the experiment.

chemical processes of photosynthesis, which reduce stomatal conductance via increased intercellular CO_2 concentration (Wong et al., 1979).

Leaf gas exchange

Mean values of A , g_s and E in irrigated plants ranged from 4 to $7 \mu\text{mol m}^{-2} \text{s}^{-1}$, 0.05 to $0.11 \text{ mol m}^{-2} \text{s}^{-1}$, and 1.2 to $2.60 \text{ mmol m}^{-2} \text{s}^{-1}$, respectively (Figure 3). These values are lower than those reported under optimum environmental conditions (Syvertsen & Lloyd, 1994), especially for A which normally varies between 12 and $14.5 \mu\text{mol m}^{-2} \text{s}^{-1}$ (Medina, 2003). Such a difference was probably caused by fluctuations of environmental elements, such as $PPFD$, air temperature, and relative humidity to levels below those for optimum physiological, along the experimental period. Seasonal effects on leaf gas exchange had already been reported by Machado et al. (2002) who recorded higher photosynthetic rates on citrus trees during summer than in winter.

There were significant differences in g_s , A and E between irrigated and non-irrigated trees only when SWA was below 60% (Figures 3B, D and F). In such condi-

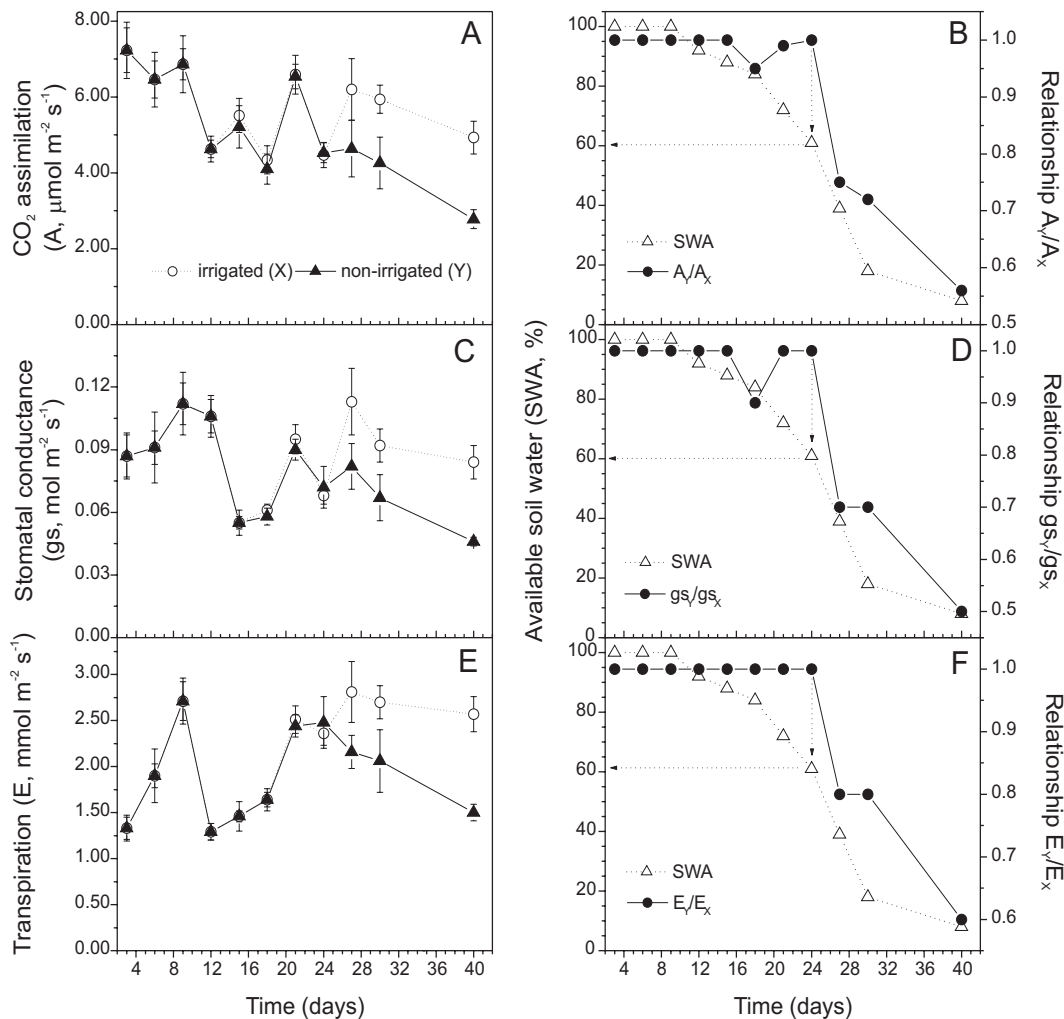


Figure 3 - Time-course of CO₂ assimilation (A) stomatal conductance (C), and transpiration (E) in irrigated (X) and non-irrigated 'Tahiti' lime trees (Y). Relationships between physiological variables and soil water content (SWA) throughout the experiment: CO₂ assimilation (B); stomatal conductance (D); transpiration (F). Each point represents the mean value \pm SE (n = 6).

tions, the mean values of leaf and soil water potential were -0.62 and -48.8 kPa (0.6 m), respectively.

The leaf gas exchange measurements were more sensitive to SWA than evapotranspiration measured in the lysimeter. The reduction on stomatal conductance did not decrease the evapotranspiration possibly because leaf gas exchange measurements were taken in leaves located externally to the canopy and completely exposed to solar radiation, an unfavorable environmental condition in comparison to conditions inside tree canopy. Shaded leaves have higher leaf water potential and, as a consequence, higher stomatal aperture and transpiration (Syvertsen et al., 1981). Therefore, non-exposed leaves could have contributed to the maintenance of optimum evapotranspiration rates up to 43% SWA.

Water use efficiency (WUE) during the water withholding period as well as the relationship WUE_y/WUE_x and SWA are shown in Figure 4. Since there were no differences between irrigated and non-irrigated trees (Figure 4A), it can be speculated that 'Tahiti' lime trees

use the stomatal control mechanism to prevent plant dehydration and preserve plant water status. Brakke & Allen Jr (1995) did not find significant changes in WUE of citrus when comparing measurements taken at SWA ranging on 37 to 56%. The determination of a threshold level of SWA based on the relationship WUE_y/WUE_x was not possible since it did not vary ($WUE_y/WUE_x \approx 1.0$) along the experimental period (Figure 4B).

Leaf water potential

After 24 days of water deficit, Ψ_p and Ψ_M were reduced with Ψ_p showing significant decrease and reaching -0.9 MPa (Figure 5A). Although non-irrigated plants had shown different Ψ_p and Ψ_M in comparison to irrigated plants, the latter exhibited low mean throughout the experimental period (-0.57 MPa). The Ψ_p values were lower than the values recorded for the same irrigated trees during rainy summer (-0.35 MPa) even for the well-irrigated plants. Small wetted soil area (22% in this study) may lead to partial root wetting and reduction of Ψ_p as con-

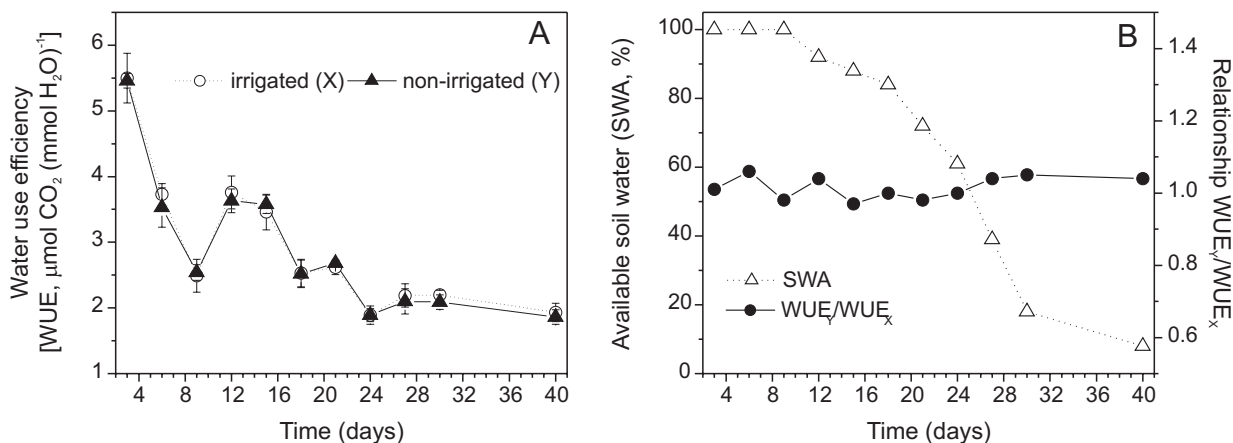


Figure 4 - Water use efficiency (WUE) (A), relationship between WUE in irrigated (X) and non-irrigated (Y) ‘Tahiti’ lime trees and soil water content (SWA) throughout the experiment (B). Each point represents the mean value \pm SE ($n = 6$).

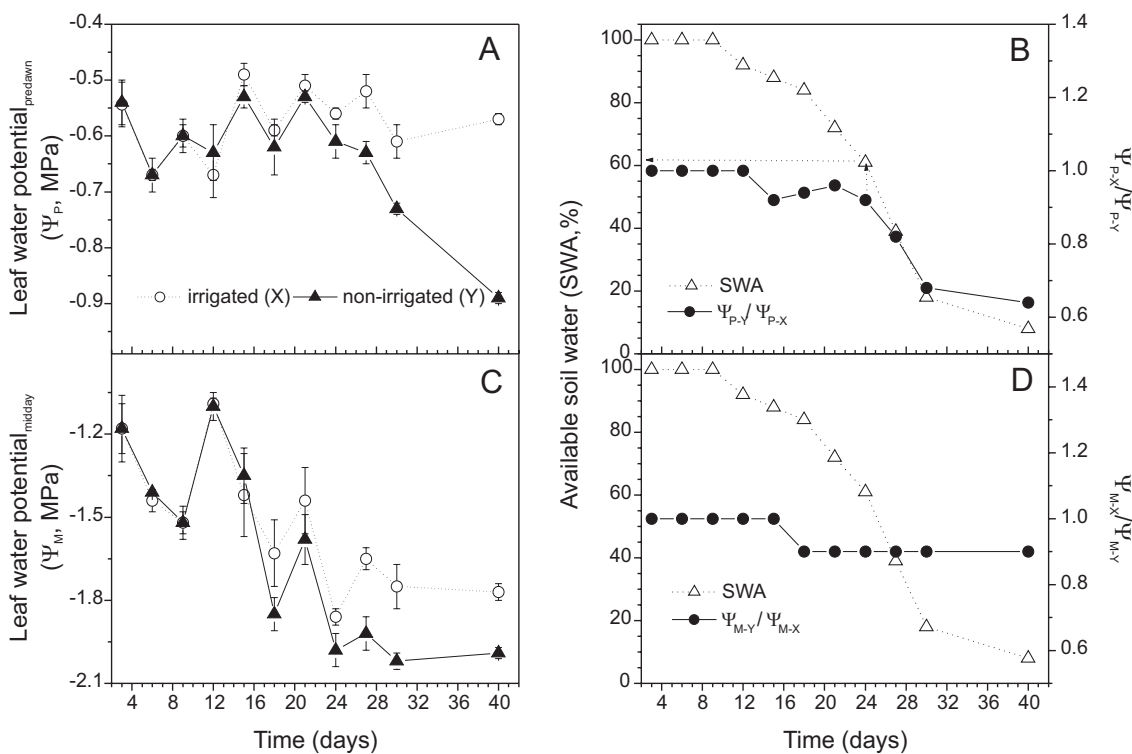


Figure 5 - Leaf water potential of ‘Tahiti’ lime measured at predawn (A) and noon (C) in irrigated (X) and non-irrigated plots (Y) throughout the experiment. The relationship between relative leaf water potential (X/Y) measured at predawn (B) and noon (D) and soil water content (SWA). Each point represents the mean value \pm SE ($n = 6$).

sequence. Bernardo (1995) and Vermeiren & Jobling (1997) recommend the wetting of 50% of the potential zone root in perennial crops. Results of some recent, long-term experiments evaluating yield and citrus tree development under different levels of wetted area, have agreed that the wetting of around 50% of tree soil surface area is the ideal procedure (Bielorai, 1982; Smajstrla & Koo, 1984; Castel, 1994; Souza et al., 2003). However, Gowing et al. (1990) reported reduction of transpiration and leaf expansion in apple trees that had 50% of wetted roots when compared to well-

irrigated ones. This is an important consideration to be made since increasing wetted area results in high irrigation costs by increasing the number of emitters, tube diameter, and water pump power. The soil temperature dropped to 7.5°C during the experimental period, so it can be hypothesized that the low soil temperature could have affected the root hydraulic conductivity and root hormone content and, consequently, the hydration of shoot tissues (Elfving et al., 1972; Veselova et al., 2003). However, Machado et al. (2002) did not found environmental influence on leaf water potential at predawn on

potted citrus plants during either January, March or July, despite differences in leaf gas exchange being recorded. During the experimental period, large variations in Ψ_M were observed on both treatments, and probably reflect weather conditions, as observed in other studies (Scholander et al., 1965; Southwick & Davenport, 1987; Domingo et al., 1996; Jones, 2004).

The relative leaf water potential at predawn (Ψ_{P-X}/Ψ_{P-Y}) decreased sharply when *SWA* was lower than 60% (Figure 5B). However, the relative leaf water potential at noon (Ψ_{M-X}/Ψ_{M-Y}) did not present steady drop as predawn measurements (Figure 5D), with a little drop to 0.9 when *SWA* was close to 80%, but remaining constant throughout the drying period. Some studies suggest that predawn values (maximum) are better indicators of irrigation needs than noon values (Shalhevet & Levy, 1990; Ginestar & Castel, 1996; Urribarrí et al., 1996; Domingo et al., 1996; González-Altozano & Castel, 2000). In fact, plant tissues are hydrated to a maximum right before sunrise when there is no water restriction, whereas measurements taken at noon reflect transpiring tissues, use more nitrogen gas and are more susceptible to fluctuations of environmental conditions, especially incident radiation, air temperature, and vapor deficit pressure.

Although the *SWA* was almost depleted by the end of drying period, the lowest value of leaf water potential was around -0.89 MPa, and higher than that obtained for the lysimeter-grown tree ($\Psi_p = -2.70$ MPa). This difference was probably caused by the fact that the root systems of field-grown trees were larger than that of the lysimeter-grown tree, allowing better water uptake by the increased, exploited soil volume. Allied to the maintenance of *WUE* (there were no differences between irrigated and non-irrigated plants, Figure 4A) this phenomenon indicates the great ability of field-grown trees in avoiding the negative effects of water deficit.

For irrigation scheduling purpose, *SWA* of 60% is the threshold level to avoid negative physiological effects. Such *SWA* threshold level is correlated with leaf and soil water potentials of -0.62 MPa and -48.8 kPa (at 0.6 m depth), respectively.

ACKNOWLEDGEMENTS

The authors wish to thank the support received from Professors Dr. Carlos Guilherme Silveira Pedreira (ESALQ-USP), Dr. Rubens Duarte Coelho (ESALQ-USP) and Dr. Edson Eiji Matsura (FEAGRI-UNICAMP).

REFERENCES

- ALLEN, R.; PEREIRA, L.S.; RAES, D.; SMITH, M. **Crop evapotranspiration: guidelines for computing crop water requirements**. Rome: FAO, 1998. 300p. (Irrigation and Drainage Paper, 56).
- BERNARDO, S. **Manual de irrigação**. Viçosa: Imprensa Universitária, 1995. 657p.

- BIELORAI, H. The effect of partial wetting of the root zone on yield and water use efficiently in a drip and sprinkler-irrigated mature grapefruit grove. **Irrigation Science**, v.3, p.89-100, 1982.
- BRAKKE, M.; ALLEN Jr., L.H. Gas exchange of *Citrus* seedlings at different temperatures, vapor-pressure deficits, and soil water contents. **Journal of the American Society for Horticultural Science**, v.120, p.497-504, 1995.
- CAMPECHE, L.F.S.M. Construção, calibração e análise de funcionamento de lisímetros de pesagem para determinação da evapotranspiração da cultura da lima ácida 'Tahiti' (*Citrus latifolia* Tan.). Piracicaba: USP/ESALQ, 2002. 62p. (Tese – Doutorado).
- CASTEL, J.R. Response of young citrus trees to drip irrigation. I. Irrigation amount and number of drippers. **Journal of the American Society for Horticultural Science**, v.69, p.481-489, 1994.
- DAVIES, F.S.; ALBRIGO, L.G. **Citrus**. Wallingford: CAB International, 1994. 254p.
- DAVIES, W.J.; ZHANG, J. Root signals and the regulation of growth and development of plants in drying soil. **Annual Review of Plant Physiology and Plant Molecular Biology**, v.42, p.55-76, 1991.
- DOMINGO, R.; RUIZ-SÁNCHEZ, M.C.; SÁNCHEZ-BLANCO, N.J.; TORRECILLAS, A. Water relations, growth and yield of Fino lemon trees under regulated deficit irrigation. **Irrigation Science**, v.16, p.115-123, 1996.
- ELFVING, D.C.; KAUFMANN, M.R.; HALL, A.E. Interpreting leaf water potential measurements with a model of soil-plant-atmosphere continuum. **Physiologia Plantarum**, v.27, p.161-168, 1972.
- FOLEGATTI, M.V.; SILVA, T.J.A.; CASARINI, E. O manejo da irrigação como elemento essencial na utilização racional dos recursos hídricos. In: THAME, L.C.M. (Ed.) **A cobrança pelo uso da água na agricultura**. Embu: IQUAL Editora, 2004. p.213-219.
- GINESTAR, C.; CASTEL, J.R. Responses of young Clementine citrus trees to water stress during different phenological periods. **Journal of the American Society for Horticultural Science**, v.71, p.551-559, 1996.
- GONZÁLEZ-ALTOZANO, P.; CASTEL, J.R. Regulated deficit irrigation in 'Clementina de Nules' citrus trees. II: Vegetative growth. **Journal of the American Society for Horticultural Science**, v.75, p.388-392, 2000.
- GOWING, D.J.; DAVIES, W.J.; JONES, H.G. A positive root sourced signal as an indicator of soil drying in apple, *Malus x domestica* Borkh. **Journal of Experimental Botany**, v.41, p.1535-1540, 1990.
- HALL, A.E.; CAMACHO-B, S.E.; KAUFMANN, M.R. Regulation of water loss by citrus leaves. **Physiologia Plantarum**, v.33, p.62-65, 1975.
- HUTCHINSON, D.J. Influence of rootstock on the performance of 'Valencia' sweet orange. In: INTERNATIONAL CITRUS CONGRESS, 2., Orlando, 1977. **Proceedings**. Gainesville: International Society of Citriculture, 1977. p.523-525.
- JONES, H.G. Irrigation scheduling: advantages and pitfalls of plant-based methods. **Journal of Experimental Botany**, v.55, p.2427-2436, 2004.
- LIU, F.; JENSEN, C.R.; ANDERSEN, M.N. Hydraulic and chemical signals in the control of leaf expansion and stomatal conductance in soybean exposed to drought stress. **Functional Plant Biology**, v.30, p.65-73, 2003.
- MACHADO, E.C.; MEDINA, C.L.; GOMES, M.M.A. Teor de água no substrato de crescimento e fotossíntese em laranja 'Valência'. **Bragantia**, v.58, p.217-226, 1999.
- MACHADO, E.C.; MEDINA, C.L.; GOMES, M.M.A.; HABERMANN, G. Variação sazonal da fotossíntese, condutância estomática e potencial da água na folha de laranja 'Valência'. **Scientia Agricola**, v.59, p.53-58, 2002.
- MARLER, T.E.; DAVIES, F. Microsprinkler irrigation and growth of young 'Hamilin' orange trees. **Journal of the American Society for Horticultural Science**, v.115, p.45-51, 1990.
- MEDINA, C.L. Fisiologia da produção. In: MATTOS JR., D.; DE NEGRI, J.D.; FIGUEIREDO, J.O. (Ed.). **Lima ácida Tahiti**. Campinas: Instituto Agrônomo, 2003. p.67-80.
- MEDINA, C.L.; MACHADO, E.C. Trocas gasosas e relações hídricas em laranja 'Valência' enxertada sobre limoeiro 'Cravo' e Trifoliata e submetida à deficiência hídrica. **Bragantia**, v.57, p.15-22, 1998.
- MEDINA, C.L.; MACHADO, E.C.; GOMES, M.M.A. Condutância estomática, transpiração e fotossíntese em laranja 'Valência' sob deficiência hídrica. **Revista Brasileira de Fisiologia Vegetal**, v.11, p.29-34, 1999.

- PIRES, R.C.M. Manejo da água na irrigação dos citros. **Laranja**, v.1, p.237-260, 1992.
- RAIJ, B. van; SILVA, N.M.; BATAGLIA, O.C.; QUAGGIO, J.A.; HIROCE, R.; CANTARELLA, H.; BELLINAZZI JR., R.; DECHEN, A.R.; TRANI, P.E. **Recomendações de adubação e calagem para o Estado de São Paulo**. Campinas: Instituto Agrônomo, 1992. 107p. (Boletim Técnico, 100).
- SAVÉ, R.; BIEL, C.; DOMINGO, R.; RUIZ-SÁNCHEZ, M.C.; TORRECILLAS, A. Some physiological and morphological characteristics of citrus plants for drought resistance. **Plant Science**, v.110, p.167-172, 1995.
- SCHOLANDER, P.F.; HAMMEL, H.T.; BRADSTREET, E.D.; HEMMINGSEN, E.A. Sap pressure in vascular plants. **Science**, v.148, p.339-346, 1965.
- SHALHEVET, J.; LEVY, Y. Citrus trees In: STEWART, B.A.; NIELSEN, D.R. (Ed.) **Irrigation of agricultural crops**. Madison: ASA, 1990. p.951-986. (Agronomy, 30).
- SMAJSTRLA, A.G.; KOO, R.C.J. Effects of trickle irrigation methods and amounts of water applied on citrus yields. **Proceedings of the Florida State Horticultural Society**, v.97, p.3-7, 1984.
- SOUTHWICK, S.M.; DAVENPORT, T.L. Modification of water stress-induced floral response in 'Tahiti' lime. **Journal of the American Society for Horticultural Science**, v.112, p.231-236, 1987.
- SOUZA, M.J.H.; RAMOS, M.M.; SIQUEIRA, D.L.; COSTA, L.C.; LHAMAS, A.J.M.; MANTOVANI, E.C.; CECON, P.R.; SALOMÃO, L.C.C. Produção e qualidade dos frutos de limeira ácida 'Tahiti' submetida a diferentes porcentagens de área molhada. **Revista Brasileira de Engenharia Agrícola e Ambiental**, v.7, p.245-250, 2003.
- SYVERTSEN, J.P. Minimum leaf water potential and stomatal closure in citrus leaves of different ages. **Annals of Botany**, v.49, p.827-834, 1982.
- SYVERTSEN, J.P.; SMITH JR., M.L.; ALLEN, J.C. Growth rate and water relations of citrus leaf flushes. **Annals of Botany**, v.47, p.97-105, 1981.
- SYVERTSEN, J.P.; LLOYD, J.J. Citrus. In: SCHAFFER, B.; ANDERSEN (Ed.) **Handbook of environmental physiology of fruits crops: Subtropical and tropical crops**. Boca Raton: CRC Press, 1994. v.2, p.65-99.
- TOMMASELLI, J.T.G.; BACCHI, O.O.S. Calibração de um equipamento de TDR para medida de umidade dos solos. **Pesquisa Agropecuária Brasileira**, v.36, p.1145-1154, 2001.
- URRIBARRÍ, L.L.; ARAUJO, F.B.; VILLALOBOS, R. Una metodología para la estimación del estrés hídrico en plantas de lima 'Tahiti' (Citrus x 'Tahiti'). **Revista de la Facultad de Agronomía**, v.13, p.49-60, 1996.
- VAN GENUCHTEN, M.Th. A closed form equation for predicting the hydraulic conductivity of unsaturated soils. **Soil Science Society of America Journal**, v.44, p.892-898, 1980.
- VERMEIREN, L.; JOBLING, G.A. **Irrigação localizada**. Campina Grande: UFPB, 1997. 184p. (Estudos FAO: Irrigação e Drenagem, 36).
- VESELOVA, S.; FARHUTDINOV, R.; MITRICHENKO, A.; SYMONYAN, M.; HARTUNG, W. The effect of root cooling on hormone content, leaf conductance and root hydraulic conductivity of durum wheat seedlings (*Triticum durum* L.). **Bulgarian Journal of Plant Physiology**, p.360-366, 2003. Special issue.
- VU, J.C.V.; YELENOSKY, G. Water deficit and associated changes in some photosynthetic parameters in leaves of 'Valencia' orange (*Citrus sinensis* [L.] Osbeck). **Plant Physiology**, v.88, p.375-378, 1988.
- WONG, S.C.; COWAN, I.R.; FARQUHAR, G.D. Stomatal conductance correlates with photosynthetic capacity. **Nature**, v.282, p.424-426, 1979.

Received April 29, 2005

Accepted September 02, 2005