



Reproduction of a whiptail lizard (*Ameivula ocellifera*, Teiidae) from a coastal area in northeastern Brazil

DJAN ZANCHI-SILVA^{1,2}, DIVA M. BORGES-NOJOSA^{1,2} and CONRADO A.B. GALDINO³

¹Núcleo Regional de Ofiologia da Universidade Federal do Ceará (NUROF-UFC),
Campus do Pici, Bloco 905, 60455-760 Fortaleza, CE, Brasil

²Programa de Pós-Graduação em Ecologia e Recursos Naturais, Universidade Federal do Ceará,
Campus do Pici, Centro de Ciências, Bloco 902, 60455-970 Fortaleza, CE, Brasil

³Programa de Pós-Graduação em Zoologia de Vertebrados, Pontifícia Universidade Católica de Minas Gerais,
Avenida Dom José Gaspar, 290, Bairro Coração Eucarístico, 30535-901 Belo Horizonte, MG, Brasil

Manuscript received on April 18, 2013; accepted for publication on October 14, 2013

ABSTRACT

The reproductive ecology of *Ameivula ocellifera* was studied from September 2009 to August 2010 in a coastal area of the state of Ceará, Brazil. Females reproduced continuously throughout the year, with a peak at the end of the rainy season. Even though there was a predominance of pre-reproductive individuals in the sample, gonadal activity of males peaked synchronously to female reproduction. Mean clutch size was 1.98 ± 0.56 and positively associated with female body size, while mean egg volume was $510.54 \pm 84.29 \text{ mm}^3$ and unrelated to female body size. We did not find any association between clutch size and average egg volume.

Key words: *Ameivula*, *Cnemidophorus*, life history, reproductive cycle.

INTRODUCTION

Lizards are known to have diverse reproductive tactics, and in the neotropics, rainfall is a factor that plays an important role in the regulation of their time of reproduction (Rezende-Pinto et al. 2009, Balestrin et al. 2010, Van Sluys et al. 2010). Hence, for neotropical species, cyclic reproduction is found mainly in lizard populations from environments with a marked seasonality of rainfall (Wiederhecker et al. 2002, Miranda and Andrade 2003, Van Sluys et al. 2010) although cyclic reproduction may also be found in species from environments where rains are evenly distributed throughout the year (Magnusson 1987,

Rezende-Pinto et al. 2009). However, in neotropical environments where rains are unpredictable, continuous reproduction might be selected (Vitt and Goldberg 1983).

Widely distributed lizard species often present inter-population variation in reproductive activity as well as in other life history attributes such as clutch size and volume whose variations might be related to responses of individuals to proximal cues (*Ameiva ameiva*, Vitt and Colli 1994, *Ameivula ocellifera*, Mesquita and Colli 2003b). Therefore, information regarding the reproductive ecology of a population of widely distributed species is valuable for understanding the effects of geographic variations in the attributes of the life history of lizards.

Correspondence to: Conrado Aleksander Barbosa Galdino
E-mail: galdinoc@pucminas.com

The speciose genus *Ameivula* comprises species which occur in Cis-Andean lowlands habitats from South America (Harvey et al. 2012). Reproduction in this genus was evaluated for *A. ocellifera* (formerly *Cnemidophorus ocellifer*) (Vitt 1983, Mesquita and Colli 2003a, b, Menezes et al. 2011) and *A. nativo* (formerly *C. nativo*) (Menezes et al. 2004). In both species, reproduction was continuous, in spite of studies having occurred in seasonal environments (Vitt 1983, Menezes et al. 2004). Clutch sizes ranged from one to six eggs (*A. ocellifera*, Menezes et al. 2011), while egg volumes varied from 381.2 mm³ to 538.1 mm³ (*A. ocellifera*, Menezes et al. 2011).

The whiptail lizard *Ameivula ocellifera* is a widespread species throughout the open formations in South America, being found in Brazil, Bolivia, Paraguay, and Argentina (Harvey et al. 2012). In Brazil, *A. ocellifera* occurs in biomes as diverse as the Cerrado (Mesquita and Colli 2003a, b), the northeastern Caatinga (Vitt 1983, 1995, Menezes et al. 2011), and in the coastal “restinga” of the Atlantic Forest (Santana et al. 2010).

The reproductive ecology of this iteroparous lizard species has been studied in populations from the Caatinga (Vitt 1983, Mesquita and Colli 2003a, Menezes et al. 2011), and from the Cerrado (Mesquita and Colli 2003a, b). To the best of our knowledge, up to now, studies on life history traits of the species are biased towards inland populations. Thereby, the present study provides the first information on the reproductive ecology of a coastal population of *A. ocellifera*.

Because the studied population inhabits a seasonal environment regarding rainfall, we predicted that *A. ocellifera* reproduction would be cyclical, with an increase in the frequency of reproductive individuals occurring in response to the rains. We also expected that female body size would positively affect their reproductive output (i.e. clutch size), as has been previously reported for other reptiles (King 2000).

MATERIALS AND METHODS

STUDY AREA

Fieldwork was conducted in two areas (ca. 5 km apart from each other) in the municipality of São Gonçalo do Amarante (SGA), state of Ceará, northeastern Brazil. The region's original vegetation is typical of the littoral zone (see details in Nogueira et al. 2005), characterized by arboreal vegetation covering the edge behind the coastal strip of dunes. However, the studied sites correspond to altered open areas dominated by herbs and shrubs and under constant management due to farming of subsistence crops. The region's climate is tropical, hot and semi-arid (Ipece 2010) with an average annual temperature of 27°C and an average annual rainfall of 1026.4 mm. The rains extend from February to May with May having the most rainfall (Figure 1).

LIZARDS SAMPLING

Lizards were sampled monthly from September 2009 to August 2010 by shooting with an air gun or manually caught. All procedures were carried out according to the ethical requirements of the Guidelines for the Euthanasia of Animals from American Veterinary Medical Association (AVMA 2013). Animals were preserved by the usual techniques (Auricchio and Salomão 2002), and deposited in the Herpetological Collection from Núcleo Regional de Ofiologia of the Universidade Federal do Ceará.

LABORATORIAL PROCEDURES

In the laboratory, the snout-vent length (SVL) of the lizards was measured using digital callipers (to the nearest 0.01 mm) before being dissected. Females were considered reproductive when carrying eggs in their oviducts or when they had enlarged vitellogenic follicles and/or corpora lutea. Clutch size was estimated by counting the number of vitellogenic follicles or eggs in the oviducts. Production of multiple clutches was considered to

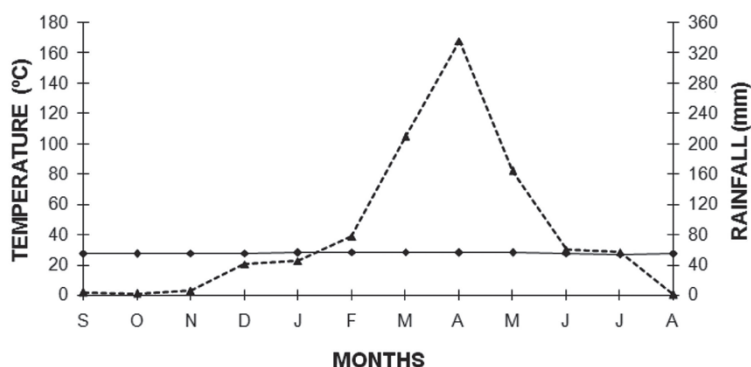


Figure 1 - Monthly mean rainfall (dotted line) and temperature (solid line) from September 2009 to August 2010 in Fortaleza, state of Ceará, Brazil. Source: Estação Meteorológica do Pici, Campus do Pici, Universidade Federal do Ceará.

have occurred by the simultaneous occurrence of eggs in the oviducts and vitellogenic follicles or by the presence of vitellogenic follicles and corpora lutea (Galdino et al. 2003). Oviductal eggs were measured for their length and width with digital callipers (to the nearest 0.01 mm) and egg volume was estimated by use of the formula for the volume of a prolate spheroid:

$$V = 4/3\pi \times (L/2) \times (W/2)^2,$$

where V is the egg volume, L is the egg length and W is the egg width. Females were considered as adults when their sizes were equal or larger than the smallest reproductive female from the sample (Diehl 2007).

For males, the left testis was removed and measured for the length and width. Testicular volume (TV) was estimated using a similar procedure to the one used to estimate the eggs' volume. Testis were sectioned at 5 μm , mounted on slides and stained with hematoxylin-eosin. Additionally, seminiferous tubule diameters (STD) and germinative epithelium height (GEH) were measured using Axiovision[®] software, connecting an optical microscope to a personal computer. Following Wiederhecker et al. (2002), STD and GEH measurements were taken from ten different fields in each slide (one slide per individual lizard). For the analysis, we used the mean values of STD and the mean of GEH per

individual. Male reproductive states were based on spermatogenic stages, following Licht (1967), and individuals were considered reproductive when found above Licht's Stage 5.

Male and female fat bodies were weighed using an electronic scale (nearest 0.001 g) after being drained on a towel paper.

STATISTICAL ANALYSES

The data were checked for conformity with normal distribution using the Shapiro-Wilk test, and Homoscedasticity was checked with F test. When necessary, we \log_e -transformed the data to meet normality assumptions. In cases where the assumptions of parametric tests were not met, even after performing data transformation, we used the corresponding non-parametric tests. Statistical analyses were performed using R (R Development Core Team 2010) with the significance level set at 0.05.

Differences in body sizes between adult males and females were analyzed using Student's t-test. The effect of female SVL on clutch size was evaluated using Spearman rank correlation while the relationship between female body size and egg volume was evaluated with a simple linear regression. The association between females' mean egg volume and clutch size was evaluated using the Spearman rank correlation. The effect of SVL was removed from variables (fat body mass,

testis volume, STD and GEH) by regressing SVL against each variable (one regression model per dependent variable) and the residuals were used in further analyses.

The effect of short-term (i.e., one year of study) mean monthly rainfall (one-month time lag) and temperature upon the frequency of reproductive females (arcsine-transformed) was evaluated by multiple regression analysis. Multiple regression was also used to evaluate the effect of long term (i.e., average of 20 years) mean monthly rainfall and temperature on the frequency of reproductive females (arcsine-transformed).

RESULTS

We collected 385 *A. ocellifera* individuals, 193 males (171 adults, 14 juveniles, and 8 without age determination), 175 females (105 adults, 64 juveniles, and 6 without age determination), and 17 juveniles whose sex was not identified. The mean adult female SVL was 62.89 ± 7.02 mm (range 51.46 – 81.83; $n = 107$), while the mean adult male SVL was 60.70 ± 10.79 mm (range 43.39 – 98.35; $n = 174$). Adult females were larger than adult males (t-test, $t = -2.60$, $P = 0.009$).

In September 2009 we found the only male in reproductive stage 6 in our sample, which was the smallest reproductive male (43.39 mm SVL). We found one male at reproductive stage 5 in each of the following months: January, June and July 2010 (Figure 2a). Considering overall males, 82% were found in stage 4, and such males predominated during all sampled months (Figure 2a). Values of TV, STD and GEH varied over the study period (Figure 3), with the highest values of TV observed between May and July 2010 (Figure 3a), the highest values of STD were found in March, May, June and July 2010 (Figure 3b), and the highest values of GEH were found from March to May 2010 (Figure 3c). For both sexes, fat body mass was nearly invariable during the study period with a mean 0.0053 ± 0.0233 .

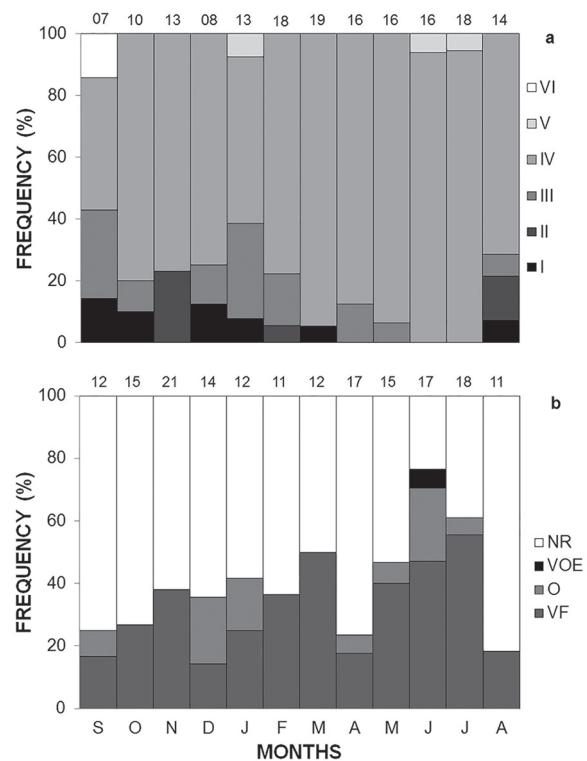


Figure 2 - a) Monthly frequencies of males at different reproductive stages and b) reproductive activity of females of *Ameivula ocellifera* from September 2009 to August 2010 in a coastal tabuleiro area from northeastern Brazil. I = Semiferrous tube involuted with only spermatogonia; II = Primary spermatocytes appearing; III = Secondary spermatocytes and spermatids abundant; IV = Transforming spermatids with few spermatozoa; V = Spermatids and spermatozoa abundant; VI = Spermatozoa abundant. NR = non-reproductive females; VOF = simultaneous presence of vitellogenic follicles and oviductal eggs; O = presence of oviductal eggs; VF = presence of vitellogenic follicles. Numbers above each bar indicate sample sizes.

Female reproduction occurred throughout the period of September 2009 to August 2010 (Figure 2b), with a peak in May 2010 when 71% of females were reproductive. Females with oviductal eggs occurred in September and December 2009, January 2010, and from April to July 2010 (Figure 2b). The smallest reproductive female was collected in October 2009, measuring 51.46 mm SVL. The monthly frequency of reproductive females was not related to short and long term effects of precipitation and temperature (multiple regression analysis, $F_{2,9} = 0.73$; $P = 0.50$ and $F_{2,9} = 0.83$; $P = 0.47$, respectively).

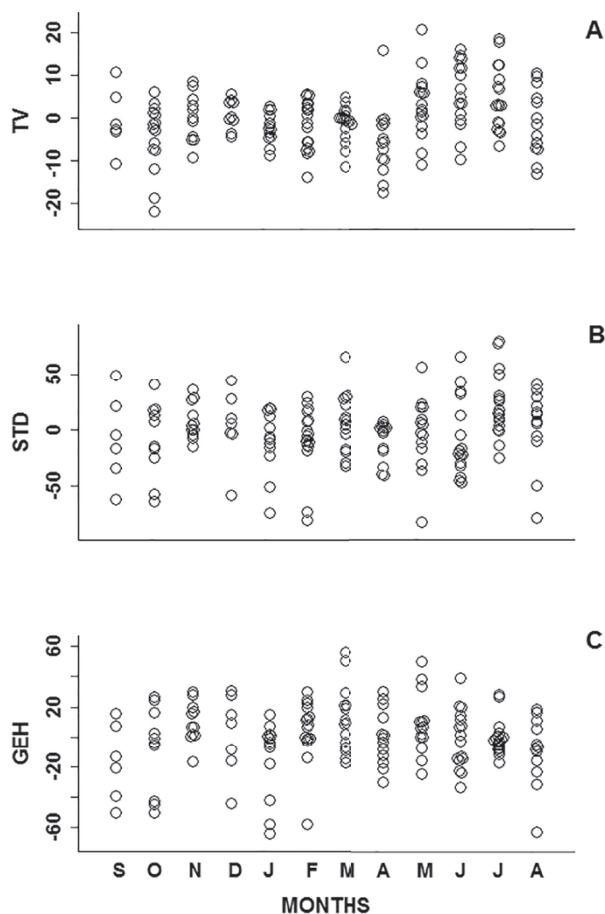


Figure 3 - Variation in a) SVL-independent testis volume, b) SVL-independent seminiferous tubule diameter, and c) SVL-independent germinative epithelium height in males of *Ameivula ocellifera* from September 2009 to August 2010 in a coastal tabuleiro area from northeastern Brazil.

The simultaneous presence of vitellogenic follicles and oviductal eggs was observed in a unique female (59.70 mm SVL). We found three females with a simultaneous presence of vitellogenic follicles and corpora lutea (SVLs: 59.70; 65.28; 67.69). Clutch size mode was two eggs (range 1 – 3, mean = 1.98 ± 0.56 , $n = 72$), which corresponded to 68.05% of the females, while 16.66% had a clutch of one egg and 15.27% had a clutch of three eggs. Clutch size was positively associated to female body size (Spearman rank correlation, $P < 0.001$; $r_s = 0.43$; $n = 72$). Mean egg volume was $510.54 \pm 84.29 \text{ mm}^3$ (range 333.84 – 698.55 mm^3 , $n = 22$),

and clutch volume was related to female body size ($F_{1,9} = 9.48$; $P = 0.01$; $r^2 = 0.51$). However, no association was found between clutch size and mean egg volume (Spearman rank correlation, $P = 0.11$; $r_s = 0.48$; $n = 12$).

DISCUSSION

The majority of sampled males were found to be at stage 4, which is considered a pre-reproductive stage (see Licht 1967). We are not able to explain the predominance of pre-reproductive males in the population, although the analysis of STD and GEH suggests some variation in males' gonadal activity throughout the year. Taking the values of STD and GEH, an elevation of testis cellular activity coincides with the period in which female reproduction peaks, despite it is not resulting in sperm production.

Females *A. ocellifera* from SGA are able to reproduce continuously, although the proportion of reproductive females varied markedly during the year, with a peak of reproduction at the end of the rainy season. For months not coinciding with the reproductive peak, the frequency of reproductive females was always less than 50%. Female *A. ocellifera* from SGA were found carrying eggs in September and December 2009, January 2010, and from April to July 2010, and it is important to note that the frequency of females with multiple reproduction was low. The pattern of egg production of females from SGA contrasts with that found for females of other *A. ocellifera* population by Vitt (1983). He showed that females of this species inhabiting a semi-arid (Caatinga) site - c.a. 400km south of SGA in the municipality of Exú, state of Pernambuco, Brazil - were found with eggs throughout the year. Vitt (1983) also found that many female *A. ocellifera* were apt to produce short term multiple clutches, which might be an efficient strategy to increase reproductive output when females produce small clutches (Tinkle et al. 1969, Manríquez-Morán et al. 2005, Vitt and Zani 2005). However, contrary to females from Exú, the low

number of females investing in short time multiple reproduction in SGA might constitute an evidence that they benefit from inter-spacing reproduction over a relatively large time period during the year.

Because the rains pattern creates a seasonal and predictable environment in SGA, we had expected that the reproductive pattern of the studied population would be cyclical as found for other lizards from seasonal environments (*Ameiva ameiva*, *Cnemidophorus lemniscatus*, and *Kentropyx striata*, Magnusson 1987, *Tropidurus torquatus*, Wiederhecker et al. 2002, *Eurolophosaurus nanuzae*, Galdino et al. 2003, *Pedioplanis burchelli*, Nkosi et al. 2004, *Sceloporus formosus scitululus*, *Sceloporus omiltemanus*, and *Mesaspis gadovii*, Ramírez-Pinilla et al. 2009). However, contrary to our expectations, the reproductive activity of females from SGA occurred continuously throughout the year. Nonetheless, one might consider that, in contrast to the Caatingas' population studied by Vitt, reproduction of females in SGA shows a marked concentration at the end of the rainy period, characterizing a continuous reproduction with variations in reproductive activity.

We found no effect of temperature and rainfall upon the frequency of reproductive *A. ocellifera* females. The occurrence of reproductive females, irrespective of the time of the year, should lead to statistical non-significance. However, the increase in the frequency of reproductive females at the end of rainy season suggests some effects of rainfall upon female reproduction. Thus, despite the statistical non-significance, we cannot discard the evidence that the rains may possibly influence females' reproduction in SGA, as evidenced for other lizards' species from seasonal habitats (*Liolaemus lutzae*, Rocha 1992, *Eurolophosaurus nanuzae*, Galdino et al. 2003). Menezes et al. (2004) did not find significant effects of rainfall upon reproduction of the parthenogenetic lizard *Ameivula nativo*, formerly *Cnemidophorus nativo*, in a seasonal habitat, and argued that "the occurrence of more than 50% of reproductive females during almost all months of

the year indicates that reproduction is extended and relatively independent of habitat seasonality". On the other hand, females from SGA increased their frequency of reproduction only in the peak of rains at the wet season, evidencing that seasonality in environmental conditions may play a role regulating reproduction of *A. ocellifera* from SGA.

In SGA, clutch size and clutch volume of *A. ocellifera* was positively associated to female body size, a trend usually common in teiid lizards (*Ameiva plei*, Censky 1995, *Aspidoscelis lineattissima*, formerly *Cnemidophorus lineattissimus*, Ramírez-Bautista et al. 2000, *Ameivula nativo*, formerly *Cnemidophorus nativo*, Menezes et al. 2004, *Ameiva ameiva*, Rocha 2008, *Contomastix lacertoides*, formerly *Cnemidophorus lacertoides*, Balestrin et al. 2010). Only larger females were capable of producing a clutch of three eggs. Since size is a proxy of age in lizards (Andrews 1982), our results suggest that *A. ocellifera* females from SGA have made differential reproductive investments according to their age as argued by Galdino and Van Sluys (2011). Clutch size was not associated with egg volume for the studied females, and this result might be due to the fact that the mean clutch size of *A. ocellifera* from the coastal tabuleiro area was small (on average two eggs) and with small variance. Kiefer et al. (2008) reported differences in clutch size among populations of *Tropidurus torquatus* to the effects of distinct female body sizes among populations, where those populations of larger females produced larger clutches. Similarly, two populations of *Xenosaurus platyceps* from distinct habitats differed in litter size produced by females, although larger females produced larger litters in both populations (Rojas-González et al. 2008). The results obtained in the present study reinforce the capability of some lizards species of adjusting their fecundity to respond to local selective pressures.

Small clutch size has also been observed in other teiid lizard species, such as *Aspidoscelis inornata*, formerly *Cnemidophorus inornatus*, and

A. neomexicana, formerly *C. neomexicanus*, who produce clutches of two eggs in average (Christiansen 1971). Similarly, populations of *Cnemidophorus murinus* presented a clutch size of one single egg, produced by the majority of females (Dearing and Schall 1994), while populations of *C. lemniscatus* and *Ameiva parecis*, formerly *Cnemidophorus parecis*, had clutches of up to two eggs (Mesquita and Colli 2003a). Production of larger clutches may imply in higher predation risks for females of active forager lizards (Shine 1980) since they depend on running speeds to escape from predators (Vitt 1990). Therefore, small clutches are expected to be selected in active forager species (*C. gramivagus*, *C. lemniscatus*, and *Ameiva parecis*, formerly *Cnemidophorus parecis*, Mesquita and Colli 2003a).

In the present study, fat body mass was near zero for most of the sample period, providing evidence of the high energetic costs experienced by *A. ocellifera* individuals in SGA. Moreover, the production of a smaller clutch by females of this population might also be related to limited energy stocks available to invest in larger clutches.

ACKNOWLEDGMENTS

We thank F.M. Borges and M.M.M. Amaral for the permission they granted us for working on their properties, D.C. Passos for the help in field and lab. procedures, C.H. Bezerra for the help in lab. procedures, H.L. Costa and E.T. Rodrigues for help with histological techniques, C.C.B. Guimarães, for help with histological analysis, A.V.P. Lima for laboratory facilities, and M.C. Kiefer for her suggestions on the manuscript. For this study DZ received a grant from Fundação Cearense de Apoio ao Desenvolvimento Científico e Tecnológico (FUNCAP) BMD-0008-00060.01.14/10 and from Coordenação de Aperfeiçoamento de Pessoal de Nível Superior (CAPES). CABG benefited from a grant from Conselho Nacional de Desenvolvimento Científico e Tecnológico (CNPq) proc. 35.0241/2008-2 and Fundação Cearense de Apoio ao

Desenvolvimento Científico e Tecnológico conv. 22/2007; we also thank the Instituto Chico Mendes de Conservação da Biodiversidade (ICMBio) for the permit to collect the animals, under license #21963-1.

RESUMO

A ecologia reprodutiva de *Ameivula ocellifera* foi estudada de setembro de 2009 a agosto de 2010 em uma área litorânea do estado do Ceará, Brasil. As fêmeas reproduziram continuamente ao longo do ano, com pico no final da estação chuvosa. Embora tenha ocorrido um predomínio de indivíduos pré-reprodutivos na amostra, a atividade gonadal dos machos coincidiu sincronicamente com a reprodução das fêmeas. O tamanho médio da ninhada foi de $1,98 \pm 0,56$ ovos, e positivamente associado ao tamanho corporal das fêmeas, enquanto o volume médio dos ovos foi de $510,54 \pm 84,29$ mm³ e não relacionado ao tamanho corporal das fêmeas. Não encontramos qualquer associação entre o tamanho da ninhada e o volume médio dos ovos.

Palavras-chave: *Ameivula*, *Cnemidophorus*, história de vida, ciclo reprodutivo.

REFERENCES

- ANDREWS RM. 1982. Patterns of growth in reptiles. In: GANS C AND POUGH FH (Eds), *Biology of the Reptilia*, v. 13, London: Academic Press., London, UK, p. 273-320.
- AURICCHIO P AND SALOMÃO MG. 2002. Técnicas de coleta e preparação de vertebrados para fins científicos e didáticos. São Paulo: Instituto Pau Brasil de História Natural, 349 p.
- BALESTRIN RL, CAPPELLARI LH AND OUTEIRAL AB. 2010. Biologia reprodutiva de *Cercosaura schreibersii* (Squamata, Gymnophthalmidae) e *Cnemidophorus lacertoides* (Squamata, Teiidae) no escudo sul-riograndense, Brasil. *Biota Neotrop* 10: 131-139.
- CENSKY EJ. 1995. Mating strategy and reproductive success in the teiid lizard, *Ameiva plei*. *Behaviour* 132: 529-557.
- CHRISTIANSEN JL. 1971. Reproduction of *Cnemidophorus inornatus* and *Cnemidophorus neomexicanus* (Sauria, Teiidae) in Northern New Mexico. *Am Mus Novit* 2442: 1-48.
- DEARING MD AND SCHALL JJ. 1994. Atypical reproduction and sexual dimorphism of the tropical Bonaire island whiptail lizard, *Cnemidophorus murinus*. *Copeia* 1994: 760-766.
- DIEHL LS. 2007. Biologia reprodutiva de *Cercosaura schreibersii* (Wiegmann, 1834) (Sauria: Gymnophthalmidae) no sul do Brasil. Porto Alegre: Pontifícia Universidade Católica do Rio Grande do Sul. 42 p. Dissertação de Mestrado em Zoologia. (Unpublished).

- GALDINO CAB, ASSIS VBA, KIEFER MC AND VAN SLUYS M. 2003. Reproduction and fat body cycle of *Eurolophosaurus nanuzae* (Sauria: Tropicuridae) from a seasonal montane habitat of southeastern Brazil. *J Herpetol* 37: 667-694.
- GALDINO CAB AND VAN SLUYS M. 2011. Clutch size in the small-sized lizard *Eurolophosaurus nanuzae* (Tropicuridae): Does it vary along the geographic distribution of the species? *Iheringia, Sér Zool* 101: 61-64.
- HARVEY MB, UGUETO GN AND GUTBERLET JR RL. 2012. Review of teiid morphology with a revised taxonomy and phylogeny of the Teiidae (Lepidosauria: Squamata). *Zootaxa* 3459: 1-156.
- IPECE - INSTITUTO DE PESQUISA E ESTRATÉGIA ECONÔMICA DO CEARÁ. 2010. Perfil Básico Municipal 2010 – São Gonçalo do Amarante. Fortaleza: Governo do Estado do Ceará, 16 p.
- KIEFER MC, VAN SLUYS M AND ROCHA CFD. 2008. Clutch and egg size of the tropical lizard *Tropidurus torquatus* (Tropicuridae) along its geographic range in coastal eastern Brazil. *Can J Zool* 86: 1376-1388.
- KING RB. 2000. Analyzing the relationship between clutch size and female body size in reptiles. *J Herpetol* 34: 148-150.
- LICHT P. 1967. Environmental control of annual testicular cycles in the lizard *Anolis carolinensis*. I. Interaction of light and temperature in the initiation of testicular recrudescence. *J Exp Zool* 165: 505-516.
- MAGNUSSON WE. 1987. Reproductive cycles of teiid lizards in amazonian savanna. *J Herpetol* 21: 307-316.
- MANRÍQUEZ-MORÁN NL, VILLAGRÁN-SANTA CRUZ M AND MÉNDEZ-DE LA CRUZ FR. 2005. Reproductive biology of the parthenogenetic lizard, *Aspidoscelis cozumela*. *Herpetologica* 61: 435-439.
- MENEZES VA, ROCHA CFD AND DUTRA GF. 2004. Reproductive ecology of the parthenogenetic whiptail lizard *Cnemidophorus natio* in a Brazilian restinga habitat. *J Herpetol* 38: 280-282.
- MENEZES VA, VAN SLUYS M, FONTES AF AND ROCHA CFD. 2011. Living in a caatinga-rocky field transitional habitat: ecological aspects of the whiptail lizard *Cnemidophorus ocellifer* (Teiidae) in northeastern Brazil. *Zoologia* 28: 8-16.
- MESQUITA DO AND COLLI GR. 2003a. Geographical variation in the ecology of populations of some Brazilian species of *Cnemidophorus* (Squamata, Teiidae). *Copeia* 2003: 285-298.
- MESQUITA DO AND COLLI GR. 2003b. The ecology of *Cnemidophorus ocellifer* (Squamata, Teiidae) in a neotropical savanna. *J Herpetol* 37: 498-509.
- MIRANDA JP AND ANDRADE GV. 2003. Seasonality in diet, perch use, and reproduction of the gecko *Gonatodes humeralis* from eastern Brazilian Amazon. *J Herpetol* 37: 433-438.
- NKOSI WT, HEIDEMAN NJL AND VAN WYK JH. 2004. Reproduction and sexual size dimorphism in the lacertid lizard *Pedioplanis burchelli* (Sauria: Lacertidae) in South Africa. *J Herpetol* 38: 473-480.
- NOGUEIRA ML, AUGUSTO VA, CASTELO BRANCO RMG AND CASTRO DL. 2005. Caracterização geoambiental e hidrogeológica da zona portuária do Pecém/CE. *Rev Geol* 18: 203-213.
- R DEVELOPMENT CORE TEAM. 2010. R: A language and environment for statistical computing. R Foundation for Statistical Computing. <<http://www.R-project.org>>. Accessed in April 22 2011.
- RAMÍREZ-BAUTISTA A, BALDERAS-VALDIVIA C AND VITT LJ. 2000. Reproductive ecology of the whiptail lizard *Cnemidophorus lineattissimus* (Squamata: Teiidae) in a tropical dry forest. *Copeia* 2000: 712-722.
- RAMÍREZ-PINILLA MP, CALDERÓN-ESPINOSA ML, FLORES-VILLELA O, MUÑOZ-ALONSO A AND MÉNDEZ DE LA CRUZ FR. 2009. Reproductive activity of three sympatric viviparous lizards at Omiltemi, Guerrero, Sierra Madre del Sur, Mexico. *J Herpetol* 43: 409-420.
- REZENDE-PINTO FM, VERRASTRO L, ZANOTELLI JC AND BARATA PCR. 2009. Reproductive biology and sexual dimorphism in *Cnemidophorus vacariensis* (Sauria, Teiidae) in the grasslands of the araucaria plateau, southern Brazil. *Iheringia, Sér Zool* 99: 82-91.
- ROCHA CFD. 1992. Reproductive and fat body cycles of the tropical sand lizard (*Liolaemus lutzae*) of southeastern Brazil. *J Herpetol* 26: 17-23.
- ROCHA CFD. 2008. Body size, female reproduction and sexual dimorphism in the lizard *Ameiva ameiva* (Teiidae) in a restinga of southeastern Brazil. *Rev. Bras. Zool.* 25: 370-372.
- ROJAS-GONZÁLEZ RI, ZÚÑIGA-VEGA JJ AND LEMOS-ESPINAL JA. 2008. Reproductive variation of the lizard *Xenosaurus platyceps*: comparing two populations of contrasting environments. *J Herpetol* 42: 332-336.
- SANTANA GG, VASCONCELLOS A, GADELHA YEA, VIEIRA WLS, ALMEIDA WO, NÓBREGA RP AND ALVES RRN. 2010. Feeding habits, sexual dimorphism and size at maturity of the lizard *Cnemidophorus ocellifer* (Spix, 1825) (Teiidae) in a reforested restinga habitat in northeastern Brazil. *Braz J Biol* 70: 409-416.
- SHINE R. 1980. "Costs" of reproduction in reptiles. *Oecologia (Berl.)* 46: 92-100.
- TINKLE DW, WILBUR HM AND TILLEY SG. 1969. Evolutionary strategies in lizard reproduction. *Evolution* 24: 55-74.
- VAN SLUYS M, MARTELOTTE SB, KIEFER MC AND ROCHA CFD. 2010. Reproduction in neotropical *Tropidurus* lizards (Tropicuridae): evaluating the effect of environmental factors on *T. torquatus*. *Amphibia-Reptilia* 31: 117-126.
- VITT LJ. 1983. Reproduction and sexual dimorphism in the tropical teiid lizard *Cnemidophorus ocellifer*. *Copeia* 1983: 359-366.
- VITT LJ. 1990. The influence of foraging mode and phylogeny on seasonality of tropical lizard reproduction. *Pap Avulsos Zool* 37: 107-123.
- VITT LJ. 1995. The ecology of tropical lizards in the caatinga of northeast Brazil. *Occ Pap Okla Mus Nat Hist* 1: 1-29.
- VITT LJ AND COLLI GR. 1994. Geographical ecology of a neotropical lizard: *Ameiva ameiva* (Teiidae) in Brazil. *Can J Zool* 72: 1986-2008.

- VITT LJ AND GOLDBERG SR. 1983. Reproductive ecology of two tropical iguanids lizards: *Tropidurus torquatus* and *Platynotus semitaeniatus*. *Copeia* 1983: 131-141.
- VITT LJ AND ZANI PA. 2005. Ecology and reproduction of *Anolis capito* in rain forest of southeastern Nicaragua. *J Herpetol* 39: 36-42.
- WIEDERHECKER HC, PINTO ACS AND COLLI GR. 2002. Reproductive ecology of *Tropidurus torquatus* (Squamata: Tropiduridae) in the highly seasonal cerrado biome of central Brazil. *J Herpetol* 36: 82-91.

