

Volatile profile and sensory quality of new varieties of *Capsicum chinense* pepper

*Perfil de voláteis e qualidade sensorial de novas variedades de pimentas *Capsicum chinense**

Deborah dos Santos GARRUTI^{1*}, Nayra de Oliveira Frederico PINTO², Victor Costa Castro ALVES³, Maria Flávia Azevedo da PENHA², Eric de Castro TOBARUELA³, Ídila Maria da Silva ARAÚJO¹

Abstract

The objective of this study was to compare the sensory quality and the volatile compound profile of new varieties of *Capsicum chinense* pepper (CNPH 4080 a strain of 'Cumari-do-Pará' and BRS Seriema) with a known commercial variety (Biquinho). Volatiles were isolated from the headspace of fresh fruit by SPME and identified by GC-MS. Pickled peppers were produced for sensory evaluation. Aroma descriptors were evaluated by Check-All-That-Apply (CATA) method, and the frequency data were submitted to Correspondence Analysis. Flavor acceptance was assessed by hedonic scale and analyzed by ANOVA. BRS Seriema showed the richest volatile profile, with 55 identified compounds, and up to 40% were compounds with sweet aroma notes. CNPH 4080 showed similar volatile profile to that of Biquinho pepper, but it had higher amounts of pepper-like and green-note compounds. The samples did not differ in terms of flavor acceptance, but they showed differences in aroma quality confirming the differences found in the volatile profiles. The *C. chinense* varieties developed by Embrapa proved to be more aromatic than Biquinho variety, and were well accepted by the judges.

Keywords: flavor analysis; HS-SPME/GC-MS; check-all-that-apply (CATA).

Resumo

O objetivo deste estudo foi comparar a qualidade sensorial e o perfil de compostos voláteis de novas variedades de pimenta *Capsicum* (CNPH 4080, uma linhagem de cumari-do-pará, e BRS Seriema), com uma variedade comercial (Biquinho). Voláteis foram isolados do *headspace* dos frutos *in natura* por SPME e identificados por CG-EM. Conservas das pimentas foram produzidas para a análise sensorial. Descritores do aroma foram avaliados pelo método *Check-All-That-Apply* (CATA) e os dados de frequência submetidos à Análise de Correspondência. A aceitação do sabor das amostras foi analisada por meio de ANOVA. A BRS Seriema apresentou rico perfil de voláteis, com 53 compostos identificados, sendo que cerca de 40% deles são compostos de aroma doce. A CNPH 4080 apresentou perfil semelhante ao da pimenta Biquinho, porém com compostos de odor de pimenta e notas aromáticas verdes em maiores quantidades. As amostras não diferiram entre si quanto à aceitação do sabor, contudo evidenciaram diferenças na qualidade do aroma, confirmando as diferenças encontradas no perfil de voláteis. As variedades *C. chinense* desenvolvidas pela Embrapa demonstraram ser mais aromáticas que a variedade Biquinho, sendo que todas as amostras agradaram aos consumidores.

Palavras-chave: análise de aroma; HS-SPME/GC-MS; método CATA.

1 Introduction

Peppers have been widely used over the years as preservatives and to add flavor to foods. They are cultivated throughout the world, and China is the largest producer followed by Mexico and Turkey. The popularity of pepper in the U.S. has been increasing over the years and, in 2010, 932,580 MT pepper was produced to meet growing demand (CHINN; SHARMA-SHIVAPPA; COTTER, 2011; FOOD..., 2012).

The genus *Capsicum* comprises 31 species, of which five are domesticated and the others are classified as semi-domesticated and wild. *Capsicum chinense* originated in the Americas and, among all domesticated species, is the most widespread in tropical America with great biological diversity (SOUZA; MARTINS; PEREIRA, 2011). Due to its wide adaptation to both tropical and equatorial climates, it is the most produced and consumed species of pepper in Brazil (LANNES et al., 2007).

The great genetic variability of *C. chinense* is particularly evident in the fruits that may have different shapes, colors, sizes, and pungency levels. While most of *C. chinense* peppers usually present extremely strong pungency and aroma (PINO; FUENTES; BARRIOS, 2011), the variety called Biquinho has a strong pepper aroma without the burning sensation. Its characteristic aroma, combined with a sweet flavor and mild pungency, makes Biquinho well appreciated in culinary as a flavoring agent and even as an appetizer.

There is a wide variety of uses and forms of pepper consumption in Brazil. As a result, the Brazilian pepper market is very segmented and diverse; peppers are sold fresh, as sauce, and as new emerging products, namely canned peppers and special jellies (RIBEIRO et al., 2008).

Received 22/8/2012

Accepted 26/10/2012 (00Q5863)

¹ Embrapa Tropical Agroindustry, CEP 60511-110, Fortaleza, CE, Brasil, e-mail: deborah.garruti@embrapa.br

² Food Technology Department, Federal University of Ceará - UFC, CEP 60020-181, Fortaleza, CE, Brasil

³ Pharmacy Faculty, Federal University of Ceará - UFC, CEP 60020-181, Fortaleza, CE, Brasil

*Corresponding author

Over the last decades, consumers have become more demanding in terms of experiencing new aromas and flavors; therefore, flavor and pungency are now considered important quality parameters when creating a new pepper variety (EGGINK et al., 2012). Aiming to expand agribusiness pepper, the Brazilian pepper breeding program, coordinated by the Brazilian Agricultural Research Corporation through its National Center of Vegetables Research (Embrapa Vegetables), takes into account not only good agronomic characteristics such as productivity and multiple resistance to diseases, but also characteristics of industrial interest. Therefore, research has been driven by the content of capsaicin (responsible for the pungency) and by the profile of volatile compounds, responsible for the aroma and flavor, in order to obtain strains able to add desirable characteristics to food preparations.

There are very good studies available in the literature on the volatile compounds of several pepper species. Sousa et al. (2006) evaluated the volatile profile of red, yellow, and purple varieties of Brazilian *Capsicum chinense* sp. peppers. The GC-MS analysis allowed the tentative identification of 34 compounds, among which the most abundant were hexyl ester of pentanoic acid, dimethylcyclohexanols, humulene, and esters of butanoic acid. Pino et al. (2007) and Pino, Sauri-Duch and Marbot (2006) studied the volatile compounds of Yucatan Habanero chilli pepper (*Capsicum chinense* Jack. cv. Habanero); the major constituents were E-2-hexenal, hexyl-3-methylbutanoate, Z-3-hexenyl-3-methylbutanoate, hexyl pentanoate, 3,3-dimethylcyclohexanol, and hexadecanoic acid. Orange and brown cultivars were considered better in terms of their flavor-relevant chemical composition than the red cultivars.

Characterizing the volatile fractions of three varieties of Brazilian chilli peppers (*Capsicum*) at two ripening stages of maturity, Bogusz Junior et al. (2012) identified 77 compounds, mostly esters and sesquiterpenes, in the *C. chinense murupi*. The fruit volatile fraction of 8 *Capsicum annuum* and two *Capsicum chinense* accessions as well as 6 intra-specific and 2 inter-specific hybrids developed from crossings among them were analyzed by Moreno et al. (2012). Samples of fruit flesh and placenta plus seeds were analyzed separately. Results suggested that there are ample opportunities for improving the aroma of Capsicum peppers by means of hybridization. However, there is a lack of studies on the relationship between volatiles and sensory profiles.

Among the new varieties of *Capsicum chinense* peppers developed by Embrapa Vegetable, CNPH 4080 and BRS Seriema stand out. CNPH 4080 is a strain of 'Cumari-do-Pará'. It has triangular fruits that are 3 cm long and 1 cm wide, which turn yellow when mature. It is very aromatic and spicy, with a degree of pungency around a Scoville rating of 50,000 SHU, Scoville heat units, corresponding to level 8 in the heat scale. 'Cumari-do-Pará' is widely used as a canned product (IBURG, 2005; LINGUANOTTO NETO, 2004). The variety BRS Seriema, developed from the CNPH 3773 genotype belongs to the varietal group popularly known as "goat". In addition to being very aromatic, this cultivar has good uniformity and productivity with small fruits suitable for processing as canned pepper.

The variety Biquinho, with intensely red or orange colored fruits, about 3 cm in length and 1.5 cm in width, is widely grown in the Brazilian Southeast region. It was formerly used as an ornamental plant only, but it is currently used in the preparation of sauces and salads. It is considered a bit pungent chili, presenting around Scoville rating of 1,000 SHU, Scoville heat units, corresponding to level 1 in the heat scale (BONTEMPO, 2007; ZANCANARO, 2008).

The aim of this study was to compare the sensory quality and the volatile profile of the new varieties of Capsicum pepper CNPH 4080 and BRS Seriema with a well-known and appreciated variety, Biquinho.

2 Materials and methods

The varieties of *Capsicum chinense* peppers BRS Seriema, CNPH 4080, and Orange Biquinho were obtained from the Active Germplasm Bank of Peppers at Embrapa Vegetables, Brasilia, DF. They were transported by plane in thermo boxes within six hours to Embrapa Tropical Agroindustry, Fortaleza, CE.

The peppers were selected for full physiological maturity and washed. The samples used for chromatographic analyses were kept frozen at -18°C , and those used for sensory analyses were preserved in brine. The flow diagram is illustrated in Figure 1. The fruits were sanitizated with sodium hypochlorite

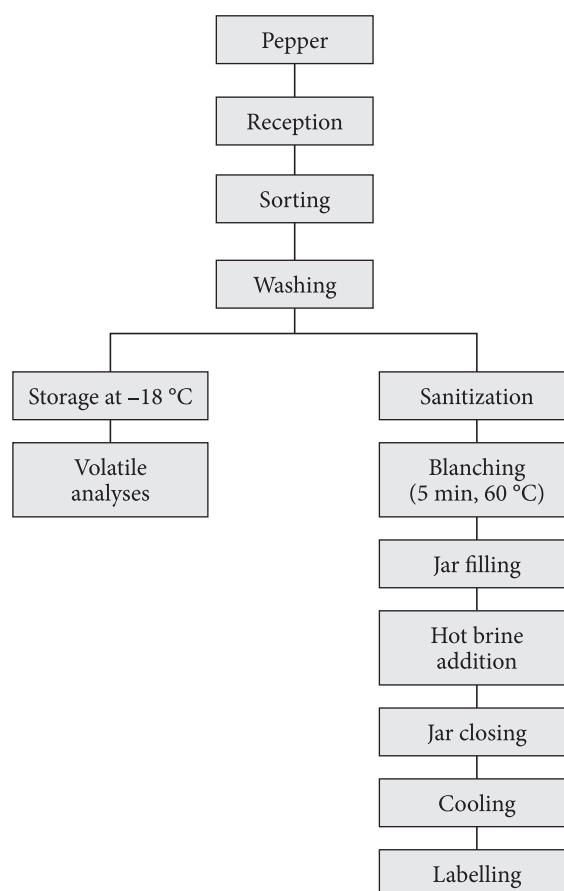


Figure 1. Flow diagram of peppers processing.

10% and bleached (60 °C, 5 minutes). The brine was prepared with white vinegar (5% acidity) and 20% of marine NaCl. The peppers were placed in sterile glass jars and covered with brine. The jars were closed with metal caps.

2.1 Volatile analyses

HS-SPME procedure

The volatiles were extracted by headspace solid phase micro-extraction (HS-SPME) using conditions adapted from Sousa et al. (2006) and Bogusz Junior et al. (2011). Ten grams of unfrozen fruits were placed in a 40 mL vial with PTFE/silicone septa without salt addition. DVB/CAR/PDMS 50/30 fibers (Supelco, Bellefonte, CA, USA) were duly conditioned according to the manufacturer's instructions and exposed to the sample's headspace for 60 minutes at 45 °C, without previous equilibration time.

GC-MS analysis and identification

After extraction, the fiber was placed into the injector port of the gas chromatograph, and the analytes were desorbed in the splitless mode at 200 °C for 2.0 minutes. After this period, the fiber remained in the injector for 10 minutes for conditioning.

Volatile compounds were separated and identified in a gas chromatograph Shimadzu GC-2010 (Kyoto, Japan) equipped with a mass spectrometer (GC-MS) Shimadzu QP-2010. A DB-5MS column (J&W, 30 m × 0.25 mm id × 0.25 µm film thickness) was used for the separation. Helium was the carrier gas at constant flow 1.5 mL.min⁻¹ (column pressure: 13 psi). The starting oven temperature was 50°C, following a linear programming up to 120 °C at a rate of 5 °C.min⁻¹, and then the temperature was raised to 180 °C at 2 °C.min⁻¹.

The compounds were identified using a quadrupole mass detector at an MS ionization voltage of 70 eV and 1 scan s⁻¹ MS scan range by comparing the mass spectra with those provided by the library of the National Institute of Standards and Technology (NIST, Gaithersburg, MD, USA). The identification was performed by comparing the retention indices (RI) calculated from a homologous series of alkanes (C9-C21) with the order of elution of the compounds for the same chromatographic column, as reported in literature (NATIONAL..., 2012; ACREE; ARN, 2012; PHEROBASE, 2012).

2.2 Sensory analysis

Thirty judges with pepper consumption frequency of at least once a week were recruited according to the procedure described by Meilgaard, Civille and Carr (1999) and Stone and Sidel (2004). Before the test, the judges were asked to sign a Statement of Informed Consent and answer a questionnaire about pepper eating habits and frequency of consumption.

All tests were carried out in individual booths under controlled lighting (white, fluorescent) and temperature (24 °C). The booths were equipped with computer terminals for data collection using FIZZ software (version 2.3). Sensory test procedures were approved by the Research Ethics Committee from the Ceara State University, under protocol number 11044529-5.

Flavor acceptance

Pickled peppers were processed with ricotta cheese (1:20). Five grams of each preparation were given to the panelists in 50 mL white plastic cups coded with three-digit random numbers; they were placed on a tray with a spoon and disposable napkins. The samples were presented in a monadic and balanced order (MacFIE et al., 1989) in different sessions. Plain milk was served to eliminate the aftertaste and reduce pungency. The judges registered their impression of flavor acceptance on a nine-point hedonic scale ranging from 'like extremely' to 'dislike extremely'. The data were submitted to ANOVA and the Tukey test ($\alpha = 0.05$) for comparison of means using the FIZZ Calculations software (version 2.3).

Aroma descriptors

Aroma descriptors were assessed by the Check-All-That-Apply (CATA) method. Crushed peppers (1 g) were placed in a tulip-shaped glass and covered with a watch glass. The judges were asked to check all perceived odors from a list of pre-chosen terms (Figure 2). The actual list of terms was defined by trained panels in previous olfactometric analyses. The data consisted of the number of judges that rated each term for each sample. Frequently listed descriptors were more relevant than those less frequently listed. Data were analyzed by the multivariate statistical test Correspondence Analysis using the XLSTAT software (Version 1.02).

3 Results and discussion

3.1 Volatile compounds

A total of 82 compounds were detected in the volatile fraction of the *Capsicum chinense* peppers studied, from which 64 were identified and reported in Table 1 showing the peak areas and description obtained in an olfactometry study (not published). The main chemical class was esters

ODOR TEST	
Name: _____	Date: ____/____/____
<p>You are receiving a sample of pepper. Please after as slight stirring in a circular motion, open the cup, smell the sample and indicate, among the descriptors below, the odors that you perceive. You may choose as many options as desired and write a new description on the blank line</p>	
Sample: _____	
<input type="checkbox"/> Pepper	<input type="checkbox"/> Pungent
<input type="checkbox"/> Bell pepper	<input type="checkbox"/> Vnegar
<input type="checkbox"/> Green	<input type="checkbox"/> Sweet
<input type="checkbox"/> Other: _____	

Figure 2. Check-All-That-Apply (CATA) ballot.

Table 1. Volatile compounds identified in the three varieties of *Capsicum chinense* peppers.

Peak	KI	Compound	Area ($\times 10^6$)			Description ¹
			Biquinho	Seriema	CNPH 4080	
1	<1100	E- β -ocimene	-	0.05	-	green, floral
2	1101	3-methylbutyl 2-methylbutanoate	-	0.08	-	fruity
3	1108	3-methylbutyl 3-methylbutanoate	0.07	0.59	0.48	fruity
4	1112	hexyl 2-methylpropanoate	2.19	4.86	3.41	pepper, fruity
5	1142	pentyl 2-methylbutanoate	-	0.14	-	fruity
6	1145	z-3-hexenyl butanoate	0.15	-	0.09	floral
7	1148	pentyl 3-methylbutanoate	0.32	1.24	0.57	fruity
8	1152	hexyl butanoate	2.19	0.55	0.41	fruity
9	1200	hexyl 2-methylbutanoate	6.85	56.77	10.03	pepper, fruity
10	1211	hexyl 3-methylbutanoate	39.19	96.10	72.36	green, floral
11	1215	pentyl pentanoate	0.93	-	-	fruity
12	1222	α -citronellol	4.66	2.82	6.44	floral
13	1229	Z-3-hexenyl 2-methylbutanoate	1.24	4.76	0.47	sweet
14	1236	Z-3-hexenyl 3-methylbutanoate	4.94	35.22	9.98	green, floral
15	1244	hexyl pentanoate	5.34	55.91	12.40	fruity, green
16	1245	heptyl 2-methylpropanoate	1.38	-	2.75	pepper, pungency
17	1247	1-methyltridecyl pentanoate*	-	12.25	-	-
18	1287	hexyl 3-methyl-2-butenolate	-	-	0.26	-
19	1292	3,5-dimethylcyclohexane*	-	16.37	-	-
20	1304	heptyl 2-methylbutanoate	1.93	2.63	2.50	fruity
21	1308	octyl 2-methylpropanoate	4.51	4.03	1.93	sweet, floral
22	1311	octyl butanoate	-	5.22	0.64	fruity, green
23	1315	2,9-dimethyl-5-decyne	16.38	12.52	11.42	-
24	1334	heptyl 3-methylbutanoate	-	11.25	-	pepper, pungency
25	1341	heptyl pentanoate	0.50	45.96	17.40	green, woody
26	1351	hexyl hexanoate	2.02	2.05	2.98	fruity
27	1354	2-cyclohexenone*	-	1.76	0.71	sweet
28	1364	2-methyltridecane	-	6.46	0.38	-
29	1368	α -ylangene	-	0.87	0.06	fruity
30	1375	α -copaene	-	0.63	0.16	woody, spice
31	1380	3,3-dimethylcyclohexanol	483.48	194.64	87.67	sweet, floral
32	1392	2,3-dimethylcyclohexanol	-	3.71	1.46	pepper, pungency
33	1396	tetradecyl pivalate*	-	22.40	6.72	-
34	1403	decyl pentanoate	28.83	36.67	14.33	-
35	1435	octyl 2-methylbutanoate	1.69	3.65	1.06	green, floral
36	1438	3-cyclopentyl-1-propanol*	-	5.69	1.44	ether
37	1441	octyl 3-methylbutanoate	5.73	15.10	3.66	floral
38	1448	β -caryophyllene	2.02	60.01	8.63	woody, spice, clove
39	1450	α -himachalene	1.72	15.27	2.82	floral
40	1455	β -farnesene	-	12.99	-	woody, sweet
41	1464	12-methyl-oxa-cyclododecanone*	-	2.50	-	-
42	1467	2-methyltetradecane	1.17	30.99	3.18	floral
43	1480	alcane NI	28.37	149.50	18.05	pepper, pungency
44	1483	α -humulene	1.84	8.39	1.40	woody
45	1492	citronellyl 2-methylpropanoate	1.26	10.68	4.41	green, floral
46	1501	β -himachalene	-	2.92	-	floral
47	1504	Pentadecane	-	3.10	-	-
48	1571	Squalene	0.87	-	-	-
49	1579	citronellyl 2-methylbutanoate	1.12	13.27	2.47	green, floral
50	1583	citronellyl 3-methylbutanoate	5.62	40.88	16.72	green, floral
51	1600	2-bromo dodecane	-	0.79	-	sweet
52	1643	cyclododecanone*	-	0.43	-	pepper, pungency

¹Description according to the literature (ACREE; ARN, 2012; PHEROBASE, 2012). *Tentatively identified.

Table 1. Continued...

Peak	KI	Compound	Area ($\times 10^6$)			Description ¹
			Biquinho	Seriema	CNPH 4080	
53	1646	1,1,2-trimethylcycloundecane	-	0.24	-	sweet, floral
54	1679	E-2-tetradecenol	-	0.39	-	pepper, pungency
55	1700	2-methylnonadecane	-	0.27	-	sweet, floral
56	1706	hexyl decanoate	-	0.76	-	-
57	1725	palmitoleic acid	-	0.95	10.38	-
58	1753	1-hexadecyne*	-	0.32	-	sweet, floral
59	1866	exo-isocamphanone*	4.74	3.59	4.27	sweet, floral
60	1873	nonadecyl acetate	-	0.37	-	spice
61	1896	1-tetradecyl acetate	-	-	1.28	-
62	1937	methyl palmitate	-	-	1.32	-
63	1969	palmitic acid	-	-	15.18	-
64	2056	oleyl alcohol	-	-	6.14	-

¹Description according to the literature (ACREE; ARN, 2012; PHEROBASE, 2012). *Tentatively identified.

(51%), followed by terpenes (17%), alkanes (13%), alcohols (9%), cetones (7%), and fatty acids (3%). The predominance of volatile esters is in agreement with the results found in other varieties of *C. chinense* peppers by several authors, Sousa et al. (2006), PINO et al. (2007), Rodríguez-Burruezo et al. (2010) and Bogusz Junior et al. (2012).

Table 2 shows the number of compounds and the respective total peak area corresponding to each chemical class. From the 32 volatile compounds detected in Biquinho pepper, 22 (69%) were esters, which corresponded only to 18% of total area, while two alcohols were responsible to 74% of the area. In CNPH pepper esters were also the major class (24 compounds out of 44), corresponding to 55% of compounds and 51% of chromatogram area. The second major class was alcohols, with 26% area. BRS Seriema had the richest volatile profile with 55 identified compounds and the highest total peak area counting (1022). Twenty-seven esters comprised 47% area, while alkanes, alcohols, and terpenes comprised 22%, 20%, and 10%, respectively.

The volatile profiles did not show very diverse qualitative patterns; 26 compounds were common to all three samples, and 13 other compounds were common to at least two samples. However, some compounds varied greatly, quantitatively. 3,3-dimethylcyclohexanol, which usually presents sweet and floral odors, was the major compound in all pepper varieties, but it was found in much greater amount in Biquinho pepper. On the other hand, hexyl 2-methylbutanoate, Z-3-hexenyl-2-methyl butanoate and hexyl pentanoate, which also has sweet and fruity aroma, were higher in BRS Seriema. The second major compound of Biquinho was hexyl 3-methylbutanoate, characterized by herbal notes. Peaks of the compounds decyl pentanoate, 2,9-dimethyl-5-decyne, and a non-identified alkane also showed relatively high area counting.

CNPH 4080 showed a qualitative volatile profile similar to that of Biquinho, but most compounds were present in higher amounts, such as hexyl 2-methylbutanoate and heptyl 2-methylpropanoate, both with pepper aroma; hexyl 3-methylbutanoate, hexyl pentanoate, heptyl pentanoate,

citronellyl 2-methylpropanoate, citronellyl 2-methylbutanoate, and citronellyl 3-methylbutanoate, contributors of green notes. Compounds with sweet aromas were not abundant in this variety.

In BRS-Seriema, high levels of hexyl 3-methylbutanoate (green), hexyl 2-methylbutanoate (fruity, pepper), hexyl pentanoate (fruity), heptyl pentanoate (green), β -caryophyllene (woody, spicy), and citronellyl 3-methylbutanoate (green, floral) were found. Its volatile profile had nine terpenoid compounds, from which β -caryophyllene (woody, spice) and α -himachalene (floral) were present in much greater amounts than the others, and E- β -ocimene (green, floral), β -farnesene (sweet) and β -himachalene (floral) were found only in this variety. Up to 40% of the volatile compounds had sweet odor notes, 20% had green and floral notes, and 15% had pepper aroma. Approximately 45% of minor compounds also showed sweet aroma.

3.2 Sensory analysis

All *Capsicum chinense* peppers showed good acceptability, reaching mean hedonic rates around 7 which corresponds to "like moderately" in the hedonic scale, with no statistical difference between means ($p > 0.05$) indicating that the three varieties were well accepted by the judges, who showed no preference for one over the others. However, the samples showed differences in the frequency distributions of the hedonic values rated by the judges (Figure 3). Biquinho samples received higher frequency of "liked extremely" (9) and in the indifference category (5 = neither like, nor dislike). Among the new varieties, BRS Seriema showed distribution at a better acceptance region of the hedonic scale, with mode 8 ("like very much", 40%), while CNPH 4080 showed mode 7 ("like moderately", 46%).

Odor analyzes revealed differences in the aroma descriptors confirming the differences in the profile of volatiles. Figure 4 shows the main aroma descriptors used to describe the *C. chinense* peppers. In the Correspondence Analysis graph, the better dimensional representation of data explains 100% of the total variance, and the first axis discriminates the varieties BRS

Table 2. Number and area of volatile compounds per chemical class in the three varieties of *Capsicum chinense* peppers.

Chemical class	Biquinho				Seriema				CNPH 4080			
	N	N%	A	%A	N	N%	A	%A	N	N%	A	%A
esters	22	69	118	18	27	49	483	47	24	55	189	51
terpenes	5	16	11	2	9	16	105	10	7	16	18	5
alkanes	3	9	46	7	10	18	221	22	4	9	33	9
alcohols	2	6	488	74	5	9	207	20	4	9	97	26
cetones	0	0	0	0	3	5	5	0	1	2	1	0
fatty acids	0	0	0	0	0	0	0	0	2	5	7	2
acids	0	0	0	0	1	2	1	0	2	5	26	7
Total	32	100	664	100	55	100	1022	100	44	100	371	100

N = number of compounds; A = total peak area.

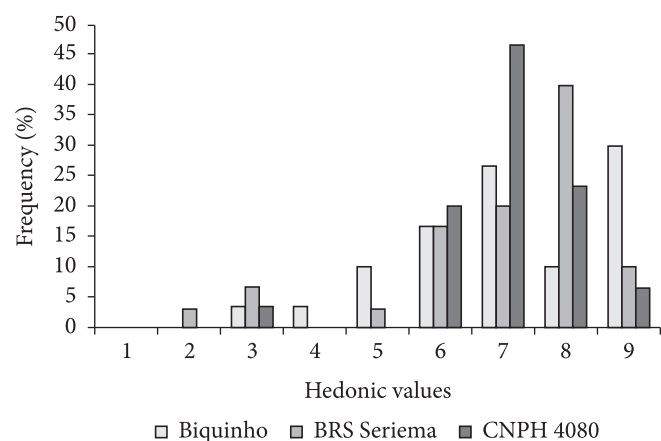


Figure 3. Frequency of hedonic values assigned by consumers for each sample.

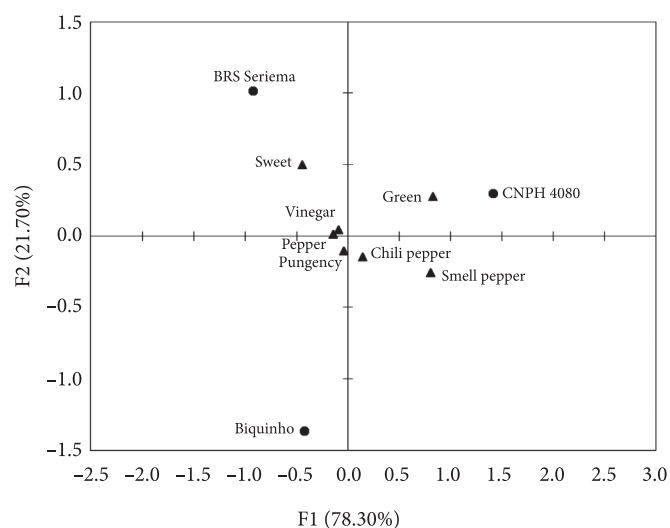


Figure 4. Aroma descriptors of *C. chinense* peppers determined by the CATA method.

Seriema and Biquinho from the CNPH 4080 variety. This axis accounts for 78.30% of the variance. The second axis represents the odor characterization that discriminates the varieties BRS

Seriema and CNPH 4080 from the Biquinho variety. The fact that all three samples are in different quadrants shows that each one has specific aromatic characteristics.

Analyzing the aroma characteristics in Figure 4, we can see a group of descriptors in the center of the graph, indicating that these descriptors are common to the three pepper varieties, and the differentiation among them is due to the most isolated descriptive terms. It can also be observed that BRS Seriema was characterized by a sweet aroma; CNPH 4080 was associated with green (herbal) and pepper aromas, while Biquinho aroma was less intense for most descriptors.

4 Conclusions

The three *Capsicum chinense* peppers did not differ in terms of flavor acceptance means ($p > 0.05$), but they showed differences in the aroma descriptors confirming the differences in the volatile profile. BRS Seriema was characterized by a sweet aroma, while CNPH 4080 was more associated to green (herbal) and pepper notes. The aroma of Biquinho pepper was less intense for most descriptors. The new varieties developed by Embrapa showed to be more aromatic than the commercial *Capsicum* variety, with distinct aromas, but all samples were well accepted by the judges.

Acknowledgements

The authors are grateful for the financial support provided by CNPq (Conselho Nacional de Desenvolvimento Científico e Tecnológico) and to Embrapa Vegetables for supplying the fruits and for technical assistance.

References

- ACREE, T.; ARN, H. *Flavornet And Human Odor Space. Gas chromatography - olfactometry (GCO) of natural products Sponsored by DATU Inc.* Cornell University, 2012. Disponível em: <<http://www.flavornet.org/flavornet.html>>. Acesso em: 19 mar. 2012.
- BOGUSZ JUNIOR, S. et al. Optimization of the extraction conditions of the volatile compounds from chili peppers by headspace solid phase micro-extraction. *Journal of Chromatography A*, v. 1218, n. 21, p. 3345-3350, 2011. PMID:21227437. <http://dx.doi.org/10.1016/j.chroma.2010.12.060>

- BOGUSZ JUNIOR, S. et al. Analysis of the volatile compounds of Brazilian chilli peppers (*Capsicum* spp.) at two stages of maturity by solid phase micro-extraction and gas chromatography-mass spectrometry. **Food Research International**, v. 48, p. 98-107, 2012. <http://dx.doi.org/10.1016/j.foodres.2012.02.005>
- BONTEMPO, M. **Pimenta e seus benefícios à saúde**. São Paulo: Editora Alaúde, 2007. PMCid:2078254.
- CHINN, M. S.; SHARMA-SHIVAPPA, R. R.; COTTER, J. L. Solvent extraction and quantification of capsaicinoids from *Capsicum chinense*. **Food and Bioproducts Processing**, v. 89, p. 340-345, 2011. <http://dx.doi.org/10.1016/j.fbp.2010.08.003>
- EGGINK, P. M. et al. A taste of sweet pepper: Volatile and non-volatile chemical composition of fresh sweet pepper (*Capsicum annuum*) in relation to sensory evaluation of taste. **Food Chemistry**, v. 132, p. 301-310, 2012. <http://dx.doi.org/10.1016/j.foodchem.2011.10.081>
- FOOD AND AGRICULTURE ORGANIZATION OF THE UNITED NATIONS – FAO. Agricultural Data, 2008. FAOSTAT, **Agricultural Production**. FAO, 2012. Disponível em: <<http://faostat.fao.org/site/339/default.aspx>>. Acesso em: 10 jul. 2012.
- IBURG, A. **Especiarias de A-Z**. São Paulo: Lisma, 2005.
- LANNES, S. D. et al. Growth and quality of Brazilian accessions of *Capsicum chinense* fruits. **Scientia Horticulturae**, v. 112, n. 3, p. 266-270, 2007. <http://dx.doi.org/10.1016/j.scienta.2006.12.029>
- LINGUANOTTO NETO, N. L. **Dicionário Gastronômico: Pimentas com suas receitas**. São Paulo: Boccato, 2004.
- MacFIE, H. J. et al. Designs to balance the effect of order of presentation and first-order carry-over effects in hall tests. **Journal of Sensory Studies**, v. 4, p. 129-148, 1989. <http://dx.doi.org/10.1111/j.1745-459X.1989.tb00463.x>
- MEILGAARD, M.; CIVILLE, G. V.; CARR, B. T. **Sensory evaluation techniques**. 3rd ed. New York: CRC, 1999. p. 281. <http://dx.doi.org/10.1201/9781439832271>
- MORENO, E. et al. HS-SPME study of the volatile fraction of *Capsicum* accessions and hybrids in different parts of the fruit. **Scientia Horticulturae**, v. 135, p. 87-97, 2012. <http://dx.doi.org/10.1016/j.scienta.2011.12.001>
- NATIONAL INSTITUTE OF STANDARDS AND TECHNOLOGY – NIST. **Database Standard Reference Number 69**. NIST, 2012. Disponível em: <<http://webbook.nist.gov/chemistry/>>. Acesso: Mar 19, 2012.
- PHEROBASE. **Database of Pheromones and Semiochemicals**. El-Sayed AM, 2012. Disponível em: <<http://www.pherobase.com/>>. Acesso em: 19 mar. 2012.
- PINO, J. et al. Characterization of total capsaicinoids, colour and volatile compounds of Habanero chilli pepper (*Capsicum chinense* Jack.) cultivars grown in Yucatan. **Food Chemistry**, v. 104, p. 1682-1686, 2007. <http://dx.doi.org/10.1016/j.foodchem.2006.12.067>
- PINO, J.; FUENTES, V.; BARRIOS, O. Volatile constituents of Cachucha peppers (*Capsicum chinense* Jacq.) grown in Cuba. **Food Chemistry**, v. 125, p. 860-864, 2011. <http://dx.doi.org/10.1016/j.foodchem.2010.08.073>
- PINO, J.; SAURI, E. D.; MARBOT, R. Changes in volatile compounds of Habanero chile pepper (*Capsicum chinense* Jacq. cv. Habanero) at two ripening stages. **Food Chemistry**, v. 94, p. 394-398, 2006. <http://dx.doi.org/10.1016/j.foodchem.2004.11.040>
- RIBEIRO, C. S. C. et al. (Eds.). **Pimentas Capsicum**. 21. ed. Brasília: Embrapa, 2008. 200 p.
- RODRÍGUEZ-BURRUEZO, A. et al. HS-SPME Comparative Analysis of Genotypic Diversity in the Volatile Fraction and Aroma-Contributing Compounds of *Capsicum* Fruits from the annuum-chinense-frutescens Complex. **Journal of Agricultural and Food Chemistry**, v. 58, p. 4388-4400, 2010. PMID:20199081. <http://dx.doi.org/10.1021/jf903931t>
- SOUSA, E. T. et al. Multivariate optimization and HS-SPME/GC-MS analysis of VOCs in red, yellow and purple varieties of *Capsicum chinense* sp. Peppers. **Microchemical Journal**, v. 82, p. 142-149, 2006. <http://dx.doi.org/10.1016/j.microc.2006.01.017>
- SOUZA, S. A. M.; MARTINS, K. C.; PEREIRA, T. N. S. Chromosome polymorphism in *Capsicum chinense* Jacq. **Ciência Rural**, v. 41, n. 10, p. 1777-1783, 2011. <http://dx.doi.org/10.1590/S0103-84782011001000017>
- STONE, H.; SIDEL, J. L. **Sensory evaluation practices**. 3rd ed. London: Elsevier, 2004. p. 377.
- ZANCANARO, R. D. Z. **Pimentas: tipos, utilização na culinária e funções no organismo**. Brasília: Curso de Especialização em Gastronomia da Saúde, UnB, 2008. PMCid:2719010.