








Methane emission from a flooded rice field under pre-germinated system

Magda Aparecida de Lima^{1*}  Rosana Faria Vieira¹  Rosa Toyoko Shiraiishi Frighetto¹ 
Alfredo José Barreto Luiz¹  Omar Vieira Villela² 

¹Empresa Brasileira de Pesquisa Agropecuária, Embrapa Meio Ambiente, 13820-000, Jaguariúna, SP, Brasil. E-mail: magda.lima@embrapa.br.

*Corresponding author.

²Agência Paulista de Tecnologia dos Agronegócios (APTA), Polo Regional Vale do Paraíba, Pindamonhangaba, SP, Brasil.

ABSTRACT: Local greenhouse gas flow measurement studies have been encouraged at a global level as a subsidy for national and state inventories. This study aimed to evaluate the seasonal methane emission during the 2008/2009 harvest, from an irrigated rice plantation, under pre-germinated system, in the municipality of Tremembé, State of São Paulo, using the static chamber technique and gas chromatography. The study showed high seasonal emission of methane (CH_4) for the studied area, probably due to the long flooding period. It was estimated the CH_4 emission factor ($6.2 \text{ kg } CH_4 \text{ ha}^{-1} \text{ dia}^{-1}$), the partial global warming potential (pGWP, $26.2 \text{ Mg } CO_2\text{eq growing season}^{-1} \text{ ha}^{-1}$) and the yield-scaled pGWP (YpGWP, $3.9 \text{ kg } CO_2\text{eq kg}^{-1} \text{ grain}$).

Key words: flooded rice, pre-germinated system, methane.

Emissão de metano em área de arroz irrigado sob sistema pré-germinado

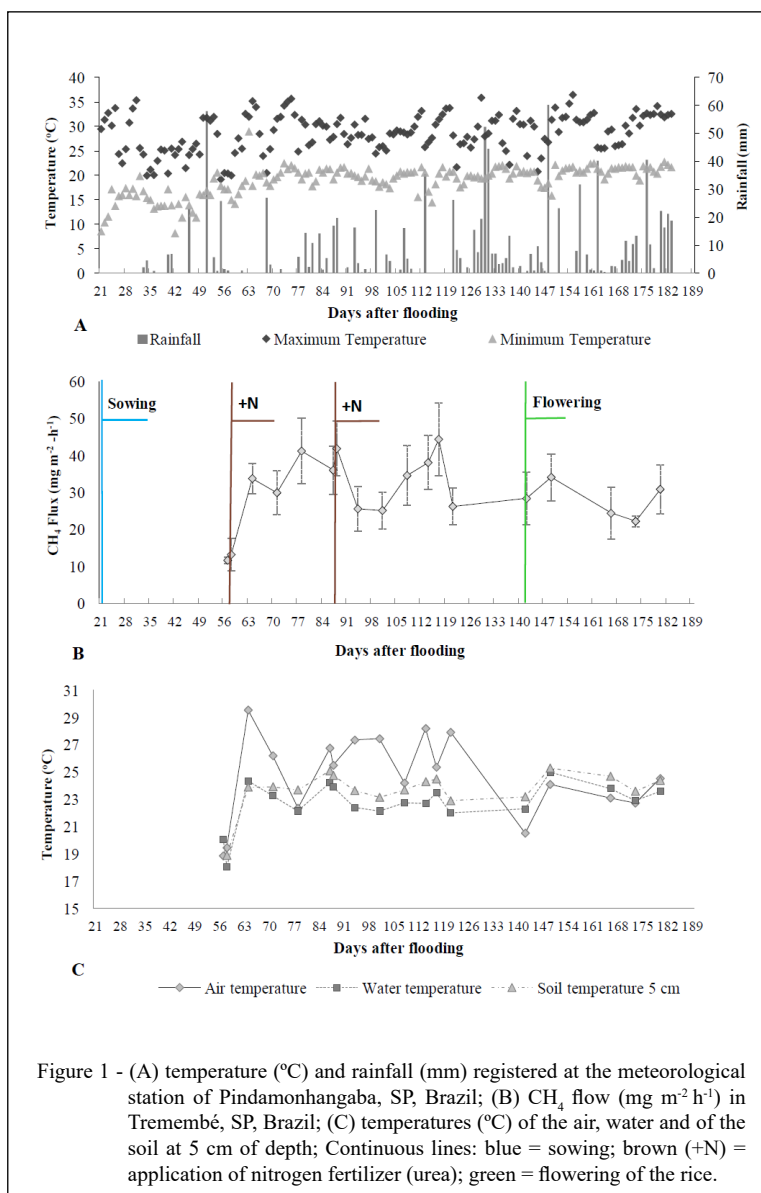
RESUMO: Estudos locais de mensuração de fluxos de gases de efeito estufa em sistemas agrícolas têm sido incentivados a nível global como base para subsidiar estimativas nacionais e estaduais de emissão. Este estudo objetivou quantificar a emissão sazonal de metano (CH_4) em cultivo de arroz irrigado, sob sistema pré-germinado, no município de Tremembé, Estado de São Paulo, na safra de 2008/2009, utilizando o método de câmara estática e cromatografia gasosa. O estudo mostrou elevada emissão sazonal de CH_4 para a área estudada, em função, provavelmente do longo período de inundação. Foi estimado o fator de emissão de CH_4 ($6,2 \text{ kg } CH_4 \text{ ha}^{-1} \text{ dia}^{-1}$), o potencial de aquecimento global parcial (PAGp, $26,2 \text{ Mg } CO_2\text{eq estação de crescimento}^{-1} \text{ ha}^{-1}$) e o PAGp escalonado pelo rendimento (R) de grãos (PAGpR, $3,9 \text{ kg } CO_2\text{eq kg}^{-1} \text{ grão}$).

Palavras-chave: arroz irrigado por inundação, sistema pré-germinado, metano.

Cultivation of flooded rice produces methane (CH_4), a potent greenhouse gas. In Brazil, CH_4 emission from rice cultivation was estimated to be $0.46 \text{ Tg } CH_4$ in 2010 of a total of 12.42 Tg from the agricultural sector (BRAZIL, 2016). Local CH_4 measurement studies in flooded rice plantations have been carried out in different climatic regions, soils, and water and crop managements in the country (SILVA et al., 2011; ZSCHORNACK et al., 2011; MOTERLE et al., 2013; BAYER et al., 2014; LIMA et al., 2014; BAYER et al., 2015; ZSCHORNACK et al., 2016). However, few studies have been reported on rice production under pre-germinated system (LIMA et al., 2007; EBERHARDT et al., 2009), which is used in some regions of the country. The availability of data on CH_4 emission factors is a key element in conducting national and regional greenhouse gas emission inventories. Thus, in order

to contribute with databases on CH_4 emission factors from flooded rice crop, the present study aimed to estimate the CH_4 emission factor from this cultivation under the pre-germinated system in a tropical area in the southeastern Brazil. It was also evaluated the partial GWP (pGWP) and the yield-scaled pGWP.

An on-farm experiment was carried out in the municipality of Tremembé, State of São Paulo, Brazil, situated at a latitude of $22^\circ 56' 12'' \text{ S}$ and longitude of $45^\circ 34' 07'' \text{ W}$ at a mean altitude of 580 meters. This municipality is one of the main rice producing areas of that state. The climate is of the Cwa type, characterized by an altitude tropical climate with rain in the summer and drought in the winter. Air temperature and rainfall during rice season were registered by an automatic meteorological station (Figure 1A). The soil is classified as Melanic Gleysoil (EMBRAPA, 2013), with the following physical and



chemical characteristics at 0-20 cm depth: 41.4% sand, 36.0% silt and 22.6% clay; density: 1.31 g cm⁻³; total porosity: 48.91 %; pH in H₂O= 5.55; total C=9.1 g kg⁻¹; total N=0.88 g kg⁻¹; P=3.63 mg dm⁻³; K, Ca, Mg, H+Al=0.27, 1.09, 0.53, 3.35 cmol_c dm⁻³, respectively, and V=37.6% (Silva, 2009). Total C (TC) and total N (TN) contents were determined using an elementary C and N analyzer (Truspec-Leco). The experiment was carried out under broadcast pre-germinated system, during the 2008/2009 harvest, with continuous water irrigation, and consisted of a single treatment with three repetitions in a one hectare block. This type of cultivation is characterized by the use of pre-

germinated seeds in previously flooded soil. Straw from the previous crop was incorporated into the soil after harvesting. The soil was plowed three months in advance and flooded twenty days before sowing, which occurred on 02/09/2008 with the emergency observed on 09/09/2008. This previous flooding was due to control of the red rice. The long-cycle variety SCS 114 Andosan (140 days) was used with a seed density of 140 kg per hectare. After flooding of the soil and the initial development of the seedlings, the height of the floodwater was maintained at an average of 16 cm. The agrochemical management was done according to regional technical recommendations.

At 49 days after flooding (DAF) were applied the herbicides Ricer (150 mL), Basagran (2 L) and Ally (10 g), and with the insecticide Curbix (200 mL) and Vegetoil (1 L). Covering fertilization was carried out twice, with the first at 58 DAF and the second at 85 DAF, using the formulation 25-0-25 (30 kg N ha⁻¹ and 30 kg K₂O ha⁻¹). Urea and KCl were used as N and K sources. Flowering and complete ripening occurred, respectively, at 148 and 179 DAF. The static chamber method was used to collect the gas samples (IAEA, 1992). Gas sampling was conducted once a week on 18 occasions throughout the growing season (GS), beginning at 36 days after sowing (57 DAF) and ending at 176 DAF, before the harvest (10/02/2009), which was carried out with the soil still flooded. The gas samples were analyzed using an Agilent model GC6890 gas chromatograph, equipped with a 6-way valve, and a flame ionization detector (FID). Daily fluxes of CH₄ were calculated according to Bayer et al. (2014) and integrated to produce an estimate of the seasonal flow of CH₄, representing the accumulated emission for each chamber used. The estimation of the CH₄ seasonal emission considered the period from the sowing, although the soil was flooded twenty days earlier, until the complete ripening. The CH₄ emission factor was calculated from the division of the seasonal emission (ES) by the total of days of the GS, being expressed in kg CH₄ ha⁻¹ d⁻¹. The partial global warming potential (*p*GWP), expressed in kg CO₂eq ha⁻¹, was calculated by multiplying the accumulated emission (seasonal) of CH₄ throughout the GS and its radioactive forcing potential ($pGWP_{CH_4} = CH_4 * 28$), according to MYHRE et al. (2013). The yield-scaled global warming potential (*Yp*GWP) was also calculated as the ratio of the *p*GWP and the yield of rice grains (Bayer et al., 2014). While collecting the gases, the temperatures of the air, the floodwater and the soil at depth of 5 cm were registered using a five point Full Gauge thermometer. The air temperatures on the inside of each chamber were registered using digital thermometers (MULTI-Thermometer). The soil and water pH and oxidation-reduction potential (Eh) were measured using a Digimed digital pH-meter. Heights of the plants and of the floodwater were registered. The linear correlation coefficient between these variables and the CH₄ flow was determined using the procedure CORR of the SAS program (SAS, 2011). For a comparison of variability between the repetitions, the coefficient of variation (CV) was determined for cumulative CH₄ fluxes.

Increasing CH₄ flows were observed during the rice tillering period (Figure 1B). Increase in the number of tillers resulted in a greater CH₄ transport capacity as a function of the greater density and amount of aerenchyme (KIM et al., 2018). The variety SCS 114 Andosan is characterized by presenting high tillering, which could have contributed to the elevated CH₄ flows in this stage. Other emission peaks occurred near the panicle initiation stage (112 DAF) and flowering (148 DAF). GOGOI et al. (2005) also reported the occurrence of a high CH₄ flux at the panicle initiation stage, which was attributed to the decomposition of organic carbon in the form of root and leaf exudate and to the increased CH₄ transport capacity of the rice plant at this stage. The mean daily CH₄ emission was estimated as 616 mg of CH₄ m⁻² d⁻¹ (CV: 17.15%) and the accumulated emission during the season was 93.60 g CH₄ m⁻² (CV: 17.15%), corresponding to a CH₄ emission factor of 6.51 kg CH₄ ha⁻¹ d⁻¹, which is five times higher than the average indicated by the IPCC (2006), of 1.30 kg CH₄ ha⁻¹ d⁻¹. The seasonal CH₄ emission evaluated in the present study is amongst the highest recorded in the measurement experiments conducted in the country. LIMA et al. (2007) also reported high seasonal CH₄ emission values in an experiment carried out in Itajaí, State of Santa Catarina, using the same cultivar (SCS 114 Andosan) under the pre-germinated system, with seasonal emissions accounting 68.84 g CH₄ m⁻² (CV: 16.76%) and 138.21 g CH₄ m⁻² (CV: 8.53%) for rice cultivation in mineral and organic soils, respectively. The high CH₄ emissions observed in the present study could be probably attributed to the long time under inundation in the pre-germinated system and to the long cycle of the variety, totaling 176 days of inundation from sowing to complete ripening. Impact of the continuous flooding on CH₄ emission is well known in the literature (IPCC, 2006; MOTERLE et al., 2013). Moreover, the rice variety used presents high CH₄ efflux potential, according to SILVA et al. (2014), although this effect was not evaluated in this study. The correlation analysis between the measured soil, water and meteorological variables and the CH₄ fluxes is presented in table 1. Positive and significant correlations were reported between CH₄ emission and air and water temperatures and soil temperature at 5 cm depth. Such relation has registered in numerous studies (WANG et al., 2017, FUMOTO et al., 2018). Data of these variables are presented in the Figure 1C. Plant and floodwater

Table 1 - Pearson's correlation coefficients and *P*-levels for the linear relationship between CH₄ emission and the variables measured.

	Tair	Twater	TS5	pHsoil	pHwater	Eh	Fw_height	Pl_height
CH ₄	0.4536	0.6021	0.5731	-0.2696	-0.4295	-0.3288	-0.2607	0.1156
<i>P</i>	0.0374	0.0082	0.0162	0.2792	0.0753	0.1828	0.296	0.6480

Tair: air temperature registered at each sampling; Twater: water temperature; TS5: soil temperature at 5 cm of depth; Eh: oxy-reduction potential; Fw_height: floodwater depth; Pl_height: plant height.

height, soil and water pH, and oxide-reduction potential showed no significant correlations with CH₄ emissions. *p*GWP was evaluated as 27.2 Mg CO₂eq ha⁻¹ GS⁻¹. Rice production was estimated as 6.8 t ha⁻¹, the value calculated for *Yp*GWP being 3.9

kg CO₂eq kg⁻¹ of grains, a value much higher than those reported in the literature (Table 2). This study resulted in a CH₄ emission factor (6.5 kg CH₄ ha⁻¹ d⁻¹) for an irrigated rice production system typically used in the state of São Paulo, thus contributing to national

Table 2 - Seasonal *p*GWP emissions, expressed as CO₂eq ha⁻¹ season⁻¹, grain yield in Mg ha⁻¹, and seasonal yield-scaled *p*GWP in kg CO₂eq kg⁻¹ grain, from flooded rice cultivation areas in the south and southeast of Brazil under different forms of management.

Source	Local	Management	Seasonal <i>p</i> GWP (Mg CO ₂ eq ha ⁻¹ season ⁻¹)	Grain yield (Mg ha ⁻¹)	Yield-scaled <i>p</i> GWP (kg CO ₂ eq kg ⁻¹ grain)
BAYER et al. (2014)	Cachoeirinha, RS	Conventional tillage	13.3 ^(1,3)	7.9 ^(1,3)	1.8 ^(1,3)
		No tillage	10.3	7.7	1.4
BAYER et al. (2015)	Cachoeirinha, RS	Fall tillage	8.6 ^(2,3)	8.1 ^(2,3)	1.1 ^(2,3)
		Spring tillage	10.9 ^(2,3)	7.7 ^(2,3)	1.4 ^(2,3)
ZSCHORNACK et al. (2016)	Cachoeirinha, RS	CF	10.7 ⁽⁴⁾	12.0 ⁽⁴⁾	0.9 ⁽⁴⁾
		II	6.8 ⁽⁴⁾	11.8 ⁽⁴⁾	0.6 ⁽⁴⁾
		CF	7.6 ⁽⁵⁾	10.7 ⁽⁵⁾	0.7 ⁽⁵⁾
		SII	2.0 ⁽⁵⁾	10.4 ⁽⁵⁾	0.2 ⁽⁵⁾
		FII	2.6 ⁽⁵⁾	10.9 ⁽⁵⁾	0.2 ⁽⁵⁾
MOTERLE et al. (2013)	Santa Maria, RS	CWR	12.8	9.3	1.4
		IWR	9.6	9.2	1.0
		CWR	13.3	7.1	1.9
		IWR	13.2	6.8	2.0
LIMA et al. (2007)	Itajaí, SC	PG - Mineral soil	19.3	9.9	1.9
		PG - Organic soil	38.7	4.8 ⁽⁶⁾	8.0 ⁽⁶⁾
EBERHARDT et al. (2009)	Itajaí, SC	PG - Mineral soil	15.6	9.1	1.7
		PG - Organic soil	17.2	6.7	2.6
		PG - Mineral soil	17.1	8.7	2.0
		Direct seeding in dry soil	11.5	8.7	1.3
Current study	Tremembé, SP	PG	27.2	6.8	3.9
LIMA et al. (2014)	Pindamonhangaba, SP	Transplanting	5.2 ⁽⁷⁾	5.7 ⁽⁷⁾	0.9 ⁽⁷⁾
Not published data	Pindamonhangaba, SP	PG	8.3	7.3	1.1

¹Average of five agricultural years; ²Average of seven agricultural years; ³N₂O emissions included; ⁴2009/10 agricultural year; ⁵2010/11 agricultural year; ⁶The low rice production was due to the occurrence of diseases; ⁷Average of four agricultural years; CF: Continuous flooding; II: Intermittent irrigation; SII: Sparse intermittent irrigation; FII: Frequent intermittent irrigation; CWR: Continuous water regime; IWR: Intermittent water regime; PG: Pre-germinated.

and regional databases on CH₄ emission factors, which are critical for improving greenhouse gas emission estimates. Result also suggested that further studies should be conducted to investigate the impacts of the pre-germinated system on CH₄ emissions under different environmental conditions and varieties, as well as to identify emission mitigation options.

ACKNOWLEDGMENTS

The authors thank the Financiadora de Estudos e Projetos (FINEP), Brasil, for funding the project CARBOAGRO n. 01.06.0812.00 (FINEP/FIPAI/EMBRAPA).

DECLARATION OF CONFLICT OF INTERESTS

The authors declare no conflict of interest. The founding sponsors had no role in the design of the study; in the collection, analyses, or interpretation of data; in the writing of the manuscript, and in the decision to publish the results.

AUTHORS' CONTRIBUTIONS

The authors contributed equally to the manuscript.

REFERENCES

- BAYER, C. et al. Yield-scaled greenhouse gas emissions from flood irrigated rice under long-term conventional tillage and no-till systems in a Humid Subtropical climate. **Field Crops Research**, v.162, p.60-69, 2014. Available from: <<https://www.sciencedirect.com/science/article/pii/S0378429014000781>>. Accessed: April 2, 2019. doi: 10.1016/j.fcr.2014.03.015.
- BAYER, C. et al. A seven-year study on the effects of fall soil tillage on yield-scaled greenhouse gas emission from flood irrigated rice in a humid subtropical climate. **Soil & Tillage Research**, v.145, p.117-125, 2015. Available from: <<https://www.sciencedirect.com/science/article/pii/S0167198714001809>>. Accessed: Apr. 2, 2019. doi: 10.1016/j.still.2014.09.001.
- BRAZIL. Ministry of Science, Technology and Innovation. **Third National Communication of Brazil to the United Nations Framework Convention on Climate Change**. Brasília: Ministério da Ciência, Tecnologia e Inovação, 2016. 42p. Available from: <<https://unfccc.int/resource/docs/natc/branc3es.pdf>>. Accessed: Apr. 30, 2019.
- EBERHARDT, D.S. et al. Emissão de metano em arroz irrigado em Santa Catarina. In: CONGRESSO BRASILEIRO DE ARROZ IRRIGADO, 6, 2009, Porto Alegre. **Anais...** Porto Alegre, v.1, p.163-166. 2009. Available from: <<https://www.embrapa.br/busca-de-publicacoes/-/publicacao/578037/emissao-de-metano-em-arroz-irrigado-em-santa-catarina>>. Accessed: Apr. 30, 2019.
- EMBRAPA. EMPRESA BRASILEIRA DE PESQUISA AGROPECUÁRIA. **Sistema Brasileiro de Classificação de Solos**. 3ed. Brasília: EMBRAPA, 2013. 353p.
- FUMOTO, T. et al. Revising a process-based biogeochemistry model (DNDC) to simulate methane emission from rice paddy fields under various residue management and fertilizer regimes. **Global Change Biology**, v.14, p.382-402, 2018. Available from: <<https://onlinelibrary.wiley.com/doi/full/10.1111/j.1365-2486.2007.01475.x>>. Accessed: Apr. 24, 2019. doi: 10.1111/j.1365-2486.2007.01475.x.
- GOGOI, N. et al. Methane emission characteristics and its relations with plant and soil parameters under irrigated rice ecosystem of northeast India. **Chemosphere**, v.59, p.1677-1684, 2005. Available from: <<https://www.sciencedirect.com/science/article/pii/S0045653504011178?via%3Dihub>>. Accessed: Apr. 17, 2019. doi: 10.1016/j.chemosphere.2004.11.047.
- IAEA. **Manual on measurement of methane and nitrous oxide emissions from agriculture**, Ch.3, INIS Clearinghouse, International Atomic Energy Agency, Vienna, 1992.
- IPCC. **2006 IPCC Guidelines for National Greenhouse Gas Inventories**. Eggleston, H.S. et al. (eds). IGES, Japan, v.4, ch.5, 2006. Available from: <https://www.ipcc-nggip.iges.or.jp/public/2006gl/pdf/4_Volume4/V4_05_Ch5_Cropland.pdf>. Accessed: Apr. 17, 2019.
- KIM, W.-J. et al. Correlation between Methane (CH₄) Emissions and Root Aerenchyma of Rice Varieties. **Plant Breeding and Biotechnology**, Suwon, v.6, n.4, p.381-390, 2018. Available from: <<https://doi.org/10.9787/PBB.2018.6.4.381>>. Accessed: Apr. 2, 2019. doi: 10.9787/PBB.2018.6.4.381.
- LIMA, M.A. et al. Emissão de metano em lavouras de arroz irrigado sob sistema pré-germinado. In: CONGRESSO BRASILEIRO DE ARROZ IRRIGADO, 5., 2007, Pelotas. **Anais...** Pelotas: Embrapa Clima Temperado, 2007. v.1. p.417-419, 2007. Available from: <<https://www.embrapa.br/busca-de-publicacoes/-/publicacao/15997/emissao-de-metano-em-lavouras-de-arroz-irrigado-sob-sistema-pre-germinado>>. Accessed: April, 17, 2019.
- LIMA, M.A. et al. Methane emissions in flooded rice cultivation. In: BODDEY, R. M. et al. (Ed.). **Carbon stocks and greenhouse gas emissions in Brazilian agriculture**. Brasília, DF: Embrapa, 2014. Chapter 6.
- MOTERLE, D.F. et al. Methane efflux in rice paddy field under different irrigation managements. **Revista Brasileira de Ciência do Solo**, v.37, p.431-437, 2013. Available from: <<http://dx.doi.org/10.1590/S0100-06832013000200014>>. Accessed: Apr. 2, 2019. doi: 10.1590/S0100-06832013000200014.
- MYHRE, G. et al. Anthropogenic and Natural Radiative Forcing. In: **Climate Change 2013: The Physical Science Basis**. [Stocker, T.F. et al. (eds.)]. Cambridge University Press, Cambridge, 2013.
- SAS INSTITUTE INC. **SAS/STAT® 9.3 User's Guide**. Cary, NC: SAS Institute Inc., 2011.
- SILVA, L.S. et al. Dinâmica da emissão de metano em solos sob cultivo de arroz irrigado no sul do Brasil. **Revista Brasileira de Ciência do Solo**, v.35, p.473-481, 2011. Available from: <<http://dx.doi.org/10.1590/S0100-06832011000200016>>. Accessed: Apr. 17, 2019.
- SILVA, L.S. et al. The impact of different rice cultivars on soil methane emissions. In: **Sustainable agroecosystems in climate mitigation**. Ed. Oelbermann, M., Wageningen Academic Publishers, Wageningen, 2014, p. 87-98.

SILVA, F. C. da (Ed.). **Manual de análises químicas de solos, plantas e fertilizantes**. 2. ed. Brasília, DF: Embrapa Informação Tecnológica; Rio de Janeiro: Embrapa Solos, 2009. 627 p.

WANG et al. Factors Related with CH₄ and N₂O Emissions from a Paddy Field: Clues for Management implications. **PLoS ONE**, v.12, n.1, 2017. Available from: <<https://journals.plos.org/plosone/article?id=10.1371/journal.pone.0169254>>. Accessed: Apr. 24, 2019. doi: 10.1371/journal.pone.0169254.

ZSCHORNACK et al. Mitigation of yield-scaled greenhouse gas emissions in subtropical paddy rice under alternative irrigation systems. **Nutrient Cycling Agroecosystems**, v.105, p.61-73, 2016. Available from: <<https://doi.org/10.1007/s10705-016-9775-0>>. Accessed: Jul. 11, 2019.

ZSCHORNACK et al. Mitigation of methane and nitrous oxide emissions from flood-irrigated rice by no incorporation of winter crop residues into the soil. **Revista Brasileira de Ciência do Solo**, v.35, n.2, p.623-634, 2011. Available from: <<http://dx.doi.org/10.1590/S0100-06832011000200031>>. Accessed: Jul. 11, 2019.



Erratum

In the article "Methane emission from a flooded rice field under pre-germinated system" published in *Ciência Rural*, volume 49, number 11, DOI <http://dx.doi.org/10.1590/0103-8478cr20190336>.

In the ABSTRACT, where we read:

The study showed high seasonal emission of methane (CH₄) for the studied area, probably due to the long flooding period. It was estimated the CH₄ emission factor (6.51 kg CH₄ ha⁻¹ dia⁻¹), the partial global warming potential (pGWP, 27.2 Mg CO₂eq growing season⁻¹ ha⁻¹) and the yield-scaled pGWP (YpGWP, 3.9 kg CO₂eq kg grain).

Read:

The study showed high seasonal emission of methane (CH₄) for the studied area, probably due to the long flooding period. It was estimated the CH₄ emission factor (6.2 kg CH₄ ha⁻¹ dia⁻¹), the partial global warming potential (pGWP, 26.2 Mg CO₂eq growing season⁻¹ ha⁻¹) and the yield-scaled pGWP (YpGWP, 3.9 kg CO₂eq kg grain).

In the RESUMO, where we read:

Foi estimado o fator de emissão de CH₄ (6,51 kg CH₄ ha⁻¹ dia⁻¹), o potencial de aquecimento global parcial (PAGp, 27,2 Mg CO₂eq estação de crescimento⁻¹ ha⁻¹) e o PAGp escalonado pelo rendimento (R) de grãos (PAGpR, 3,9 kg CO₂eq kg⁻¹ grão).

Read:

Foi estimado o fator de emissão de CH₄ (6,2 kg CH₄ ha⁻¹ dia⁻¹), o potencial de aquecimento global parcial (PAGp, 26,2 Mg CO₂eq estação de crescimento⁻¹ ha⁻¹) e o PAGp escalonado pelo rendimento (R) de grãos (PAGpR, 3,9 kg CO₂eq kg⁻¹ grão).

In the text, where we read:

The mean daily CH₄ emission was estimated as 616 mg of CH₄ m⁻² d⁻¹ (CV: 17.15%) and the accumulated emission during the season was 93.60 g CH₄ m⁻² (CV: 17.15%), corresponding to a CH₄ emission factor of 6.51 kg CH₄ ha⁻¹ d⁻¹, which is five times higher than the average indicated by the IPCC (2006), of 1.30 kg CH₄ ha⁻¹ d⁻¹.

Read:

The mean daily CH₄ emission was estimated as 616 mg of CH₄ m⁻² d⁻¹ (CV: 17.15%) and the accumulated emission during the season was 93.60 g CH₄ m⁻² (CV: 17.15%), corresponding to a CH₄ emission factor of 6.2 kg CH₄ ha⁻¹ d⁻¹, which is five times higher than the average indicated by the IPCC (2006), of 1.30 kg CH₄ ha⁻¹ d⁻¹.

In the text, where we read:

Data of these variables are presented in the Figure 1C. Plant and floodwater height, soil and water pH, and oxide-reduction potential showed no significant correlations with CH₄ emissions. pGWP was evaluated as 27.2 Mg CO₂eq ha⁻¹ GS⁻¹. Rice production was estimated as 6.8 t ha⁻¹, the value calculated for YpGWP being 3.9 kg CO₂eq kg⁻¹ of grains, a value much higher than those reported in the literature (Table 2). This study resulted in a CH₄ emission factor (6.5 kg CH₄ ha⁻¹ d⁻¹) for an irrigated rice production system typically used in the state of São Paulo, thus contributing to national and regional databases on CH₄ emission factors, which are critical for improving greenhouse gas emission estimates.

Read:

Data of these variables are presented in the Figure 1C. Plant and floodwater height, soil and water pH, and oxide-reduction potential showed no significant correlations with CH₄ emissions. pGWP was evaluated as 26.2 Mg CO₂eq ha⁻¹ GS⁻¹. Rice production was estimated as 6.8 t ha⁻¹, the value calculated for YpGWP being 3.9 kg CO₂eq kg⁻¹ of grains, a value much higher than those reported in the literature (Table 2). This study resulted in a CH₄ emission factor (6.2 kg CH₄ ha⁻¹ d⁻¹) for an irrigated rice production system typically used in the state of São Paulo, thus contributing to national and regional databases on CH₄ emission factors, which are critical for improving greenhouse gas emission estimates.