



# The Composition and Termicidal Activity of Vinegar from Medang Wood (*Cinnamomum sp.*) under Different Pyrolysis Temperature

Hasan Ashari Oramahi<sup>1</sup>   
Rizka Diah Permana<sup>1</sup>  
Farah Diba<sup>1</sup>   
Yuliati Indrayani<sup>1</sup>

<sup>1</sup>Tanjungpura University, Forestry Faculty, Pontianak, Indonesia.

## Abstract

The degradation of wood caused by termite infestations is widely recognized as a substantial concern. Therefore, the development of alternative, environmentally-friendly preservation of wood is needed to reduce environmental pollution. The study aimed to analyze the chemical properties of vinegar from medang wood (*Cinnamomum sp.*) and assess its effectiveness as a termicidal activity against *Coptotermes curvignathus*. Wood vinegar is made by the pyrolysis method. Pyrolysis is carried out by inserting of air-dried medang wood particles into a pyrolysis reactor and was heated up to the desired temperature of 370, 400, 430°C with the pyrolysis time was 180 minutes. Wood vinegars were tested at various concentrations (2.0-10.0%, v/v) against *C. curvignathus* in a no-choice test. Result shows that an 8% concentration was required to achieve 100% mortality against *C. curvignathus* at a 430°C pyrolysis temperature. The lowest mass loss of treated filter paper, 11.99%, was obtained with a 430°C – 10.0% combination.

**Keywords:** Antifungal activity, *Coptotermes curvignathus*, medang wood, termicidal activity, wood vinegar.

## 1. INTRODUCTION AND OBJECTIVES

Wood is susceptible to organism degradation by termites. Synthetic chemicals have long been used to protect wood. Wood protective have been long using synthetic chemicals (Verma et al., 2009; Theappar et al., 2015), however, the problems associated with their use include the negative effect to the environment (Preston, 2000; Bedmuntha et al., 2011). To decrease environmental pollution, it is important to create alternative wood preservatives that are eco-friendly. Wood vinegar is a potential alternative that has various properties such as for antimicrobial, antifungal and antitermitic activity, as well as insecticidal activity (Shiny and Remadevi, 2014; Hashemi et al. 2014; Omulo et al. 2017; Aly et al. 2022).

For example, de Souza et al. (2018) stated that wood vinegar from *Eucalyptus urograndis* and *Mimosa tenuiflora* at 450°C showed antimicrobial activity against *Escherichia coli*, *Pseudomonas aeruginosa* (ATCC 27853) and *Staphylococcus aureus* (ATCC 25923). They reported also that the wood vinegars exhibited antifungal activity against *Candida albicans* (ATCC 10231) and *Cryptococcus neoformans*.

Rahmat et al. (2020) reported that vinegar from teak wood exhibited antifungal activity against *Sclerotium rolfsii*. Chen et al. (2020) revealed that vinegar from rubber tree (*Eucommia ulmoides*) exhibited antifungal activity against *Botrytis cinera*.

Permana et al. (2020) reoprted the vinegar from medang wood (*Cinnamomum sp.*) at 430 °C exhibited antifungal activity against *Schizophyllum commune*. They fungus about 98.57% at a concentration of 2.5% with wood vinegar pyrolysis temperature used is 430 °C. They revealed that wood vinegar was effective in inhibing *S. commune* fungus at a concentration of 2.5% with a 98.57% inhibition of fungal growth. Oramahi et al. (2023) reported that vinegar derived from durian wood (*Durio sp.*) demonstrated antitermitic against *Coptotermes formosanus* Holmgren in a no-choice experiment. Temiz et al. (2103) demonstrated that wood vinegar derived from gient cane at temperature of 450-525 °C exhibited antitermitic effect against *Reticulitermes flavipes*. The primary chemical compounds found in the wood vinegar included acids, ketones, furans, benzene, phenols, sugars, and and guaiacols. Arsyad et al. (2020) stated that wood vinegar

from bamboo pyrolyzed at 400°C contains phenols and acids that exhibited antitermitic activity. Recently, Oramahi et al. (2022a) stated that vinegar from nipah fruit shells and a mixture of shells and fiber, at temperature of 420 °C has antitermitic effect against *C. formosanus*.

However, wood vinegar from medang wood has not previously been assessed for antitermitic activity. The aim of this study was to evaluate the antitermitic activity against *Coptotermes curvignathus*. We also characterized wood vinegar using gas chromatography-mass spectrometry (GC-MS).

To date, there has been no investigation for antitermitic properties of wood vinegar produced from medang wood. Therefore, the objective of this study was to assess its effectiveness against *Coptotermes curvignathus* and to analyze its chemical composition using gas chromatography-mass spectrometry (GC-MS).

## 2. MATERIALS AND METHODS

### 2.1. Materials

The raw material of medang wood (*Cinnamomum* sp.) was collected from Mempawah Regency, Indonesia. It was converted into particles with a disk mill in the Wood Workshop Laboratory, Faculty of Forestry, Universitas Tanjungpura, Pontianak, Indonesia).

### 2.2. Methods

#### 2.2.1. Preparation of raw material and pyrolysis of wood vinegar from medang wood (*Cinnamomum* sp.)

The medang wood was cut and made into particles with sizes of 2.38, mm. Wood particle pyrolysis was conducted following procedures described previously (Darmadji & Triyudiana, 2006; Oramahi et al. 2010; Oramahi et al. 2019; Oramahi et al. 2021). Pyrolysis was done by entering the particle wood into the pyrolysis reactor. The pyrolysis temperatures used were 370, 400, and 430°C, and the pyrolysis time was 180 minutes.

As much as 1,000 g of air-dried medang wood particles were put into a pyrolysis reactor with a capacity of 2000 g, and was heated up to the desired temperature of 370, 400, 430 °C with the heating rate of 5 °C/min. Smoke was channelled into a cooling column through a pipeline, and then cold water was flowed into the column through a pump to recover the condensed vinegar. All wood vinegars which were produced at temperature of 370, 400 and 430 °C for antitermite test.

#### 2.2.2. Chemical characterization of vinegar from medang wood

The chemical component of wood vinegar from medang wood were identified by GC-MS (Shimadzu, Japan, QP-210S). The GC-MS assay were as follows: capillary columns (DB-624); 30 m x 0.25 mm; the temperature of injection: 250 °C; column temperature program: 60–200 °C. Helium was used as carrier gas at a flow rate of 40.0 mL/min. The electron ionization mode was set at 70 eV with temperature of interface (200 °C). The injection volume of sample was 1 ml. The temperature maintained at 60–200 °C with an increasing rate of 5 °C/min. Briefly, the chemical component of wood vinegar was identification by comparison with the standard library data (Mun and Ku, 2010) and calculated by the integrated peak areas.

#### 2.2.3. Antitermite test

Mature workers and soldiers of *Coptotermes curvignathus* were obtained from infected tree stands in the area of the Sungai Ambawang, Kubu Raya Regency, West Kalimantan, Indonesia. The no-choice bioassay method was accomplished as designated by Kang et al. (1990) and Ganapaty et al. (2004). Vinegar from medang wood (0.3 mL) with 2.0, 4.0, 6.0, 8.0, and 10.0% concentrations (v/v) were pipetted onto filter papers (Whatman No. 1, 55-mm diameter). The treated filter paper was placed into a petri dish (60-mm diameter), and 30 workers and 3 soldiers were placed on each filter paper. Filter papers treated with distilled water were used as controls. Test dishes were then covered and placed in an incubator maintained at 27±3 °C and 80±2% RH in the dark for 21 days. Four replicates were made for each concentration. The mortalities of the termites and the weight loss of the filter paper were counted and the end of the test.

#### 2.2.4. Statistical analysis

The experimental design was used in evaluating the effect of the vinegar pyrolysis temperature on the termites mortality, *C. curvignathus*. The filter paper weight loss used a factorial completely randomized design. The first factor was the pyrolysis temperature (370, 400, and 430 °C). The second factor was the concentration of vinegar (0, 2.0, 4.0, 6.0, 8.0 and 10.0 %). The means were separated using Uji Duncan Multiple Range Test (DMRT) at  $p = 0.05$ . All data were calculated using SAS (version 8.2). Analysis of simple linear regression was used to determine the effect of the vinegar (X) on *C. curvignathus* mortality and the filter paper weight

loss (Y). The pyrolysis temperatures were 370 °C, 400 °C, and 430 °C, and the concentrations were 0%, 2.0%, 4.0%, 6.0%, and 8.0%. Each treatment was repeated four times.

The simple regression equation refers to Montgomery (1991):

$$Y = b_0 + bx \quad (1)$$

where Y is the dependent variable in the form of termite mortality in percent and the weight loss of filter paper in percent,  $b_0$  is the constant,  $b$  is the regression coefficient, and X is the vinegar concentration in percent as independent variables. The simple linear regression analysis was performed using the Statistical Package for Social Science (SPSS) program version 25 (SPSS, Chicago, IL, USA).

### 3. RESULTS AND DISCUSSION

#### 3.1. The chemical composition of wood vinegar from medang wood

The GC-MS chemical analysis of the vinegar obtained from medang wood is shown in Table 1-3.

The results of the GC-MS analysis showed that the most abundant contents of wood vinegar at 370 °C were 2-methoxy-phenol (14.35%), phosphonic acid (16.53%), 5-methyl-2-furancarboxaldehyde, (7.60%), 2,6-dimethoxy-phenol (6.63%), creosol (5.53%), and 1-(2-furanyl)-ethanone (4.29%), meanwhile the main component of wood vinegar at 400 °C were 2-methoxy-phenol (15.94%), 5-methyl-2-furancarboxaldehyde (14.20%), phenol (11.23%), 1-(2-furanyl)-ethanone (5.35%), 2-methyl-2-Cyclopenten-1-one (3.45%), and creosol (3.26%). In addition, chemical compound of wood vinegar at 430 °C were phosphonic acid (37.06%), 2-methoxy-phenol (14.70%), 2,6-dimethoxy-phenol (4.45%), 5-methyl-2-furancarboxaldehyde (4.25%), 1-(2-furanyl)-ethanone (2.74) and creosol (2.20%). Similarly, Recently, Kadir et al. (2021) reported wood vinegar derived from jelutung wood (*Dyera costulata*) and identified several main components, including benzyl alcohol, oGuaicol, mCresol, dimethyl phenol, 2,6, cresol, 2-methoxy-para-, phenol, 2,6-dimethoxy, catechol, 3-methyl-, vanillin, aceto vanillone and syringaldenide.

The dominant components of wood vinegar were achieved on different retention times due to difference of pyrolysis temperatures. The pyrolysis temperature influenced the degradation of wood chemical component and resulted different amounts of each compound in wood vinegar. Similarly, Theappar et al. (2015) reported the temperature of pyrolysis on wood made different retention times on GC-MS analysis. The wood vinegar chemical component is affected

by temperature and various other factors, including amount of cellulose, hemicellulose, lignin) in the woods (Demiral and Ayan, 2011; Abnisa et al. 2013). However, for the sake of practicality, we focused only on temperature in this research.

**Table 1.** GC-MS analysis of vinegar from medang wood at 370 °C.

No	RT	Wood vinegar compound	Area (%)
1	3.96	2-Cyclopenten-1-one, 2-methyl-	3.36
2	4.05	Ethanone, 1-(2-furanyl)-	4.29
3	5.13	2-Furancarboxaldehyde, 5-methyl-	7.60
4	5.74	Phosphonic acid, (p-hydroxyphenyl)-	16.53
5	6.07	2-Furanone, 2,5-dihydro-3,5-dimethyl	1.43
6	6.73	2-Cyclopenten-1-one, 2-hydroxy-3-methyl-	1.98
7	8.36	Phenol, 2-methoxy-	14.35
8	11.20	Creosol	5.53
9	13.57	Phenol, 4-ethyl-2-methoxy-	2.19
10	15.57	Phenol, 2,6-dimethoxy-	6.63
11	15.90	Benzenemethanol, a-ethyl-4-methoxy-	1.03
12	21.91	2,4-Hexadienedioic acid	1.20

**Table 2.** GC-MS analysis of vinegar from medang wood at 400 °C.

No	RT	Wood vinegar compound	Area (%)
1	3.95	2-Cyclopenten-1-one, 2-methyl-	3.45
2	4.05	Ethanone, 1-(2-furanyl)-	5.35
3	4.70	2-Cyclopenten-1-one, 3,4-dimethyl-	1.23
4	5.13	2-Furancarboxaldehyde, 5-methyl-	14.20
5	5.74	Phenol	11.23
6	5.88	Phosphonic acid, (p-hydroxyphenyl)-	2.22
7	6.00	2-Furanmethanol, 5-methyl-	2.24
8	6.95	2-Cyclopenten-1-one, 2,3-dimethyl-	2.40
9	8.34	Phenol, 2-methoxy-	15.94
10	11.20	Creosol	3.26
11	13.57	Phenol, 4-ethyl-2-methoxy-	1.13
12	15.60	Phenol, 2,6-dimethoxy-	2.33

**Table 3.** GC-MS analysis of vinegar from medang wood at 430 °C.

No	RT	Wood vinegar compound	Area (%)
1	3.96	2-Cyclopenten-1-one, 2-methyl-	2.13
2	4.05	Ethanone, 1-(2-furanyl)-	2.74
3	5.14	2-Furancarboxaldehyde, 5-methyl-	4.25
4	5.75	Phosphonic acid, (p-hydroxyphenyl)-	37.06
5	6.12	2-Furanone, 2,5-dihydro-3,5-dimethyl	1.35
6	6.72	2-Cyclopenten-1-one, 2-hydroxy-3-methyl-	1.24
7	6.99	2-Cyclopenten-1-one, 2,3-dimethyl-	1.13
8	7.68	Phenol, 3-methyl-	1.12
9	8.36	Phenol, 2-methoxy-	14.70
10	11.20	Creosol	2.20
11	13.66	Phenol, 4-ethyl-2-methoxy-	1.39
12	15.57	Phenol, 2,6-dimethoxy-	4.45

Adfa et al. (2020) characterized wood vinegar from *Cinnamomum parthenoxylon* contains primary chemical components such as acetic acid (42.91%), 3-butenoic acid (6.89%), 2-propenyl ester (2.26%), 1-hydroxy-2propanone (5.14%), and 3-methylcyclopentane-1,2-dione (2.23%). According to a previous study, phenolic compounds that were identified through GC-MS analysis of wood vinegars included phenol, 2-methylphenol, 3-methylphenol, 2-methoxyphenol, 2,6-dimethylphenol, 2,4-dimethylphenol, 3-ethylphenol, 2,3-dimethylphenol, 2-methoxy-4-methylphenol, 4-ethyl-2-methoxyphenol, 2,6-dimethoxyphenol, eugenol, 2-methoxy-4-propylphenol, and cis- and trans-isoeugenol (Hassan et al., 2016). Recently, Oramahi et al. (2020) stated that the primary compounds of vinegar obtained from *bengkirai wood (Shorea laevis Ridl)* were 1,2-ethanediol, fluoromethane, formic acid, 2-propanone, acetic acid, acetol, furfural, 2,4-hexadecanoic acid and guaiacol. Whereas, the main compounds of vinegar obtained from *mabang wood (Shorea panchyphylla)* were 1,2-ethanediol, fluoromethane, formic acid, 2-propanone, acetic acid, acetol, furfural, 2,4-hexadecanoic acid, and guaiacol (Oramahi et al. 2022).

### 3.2. Antitermite performance

The daily mortality of *C. curvignathus* treated with wood vinegar at 370, 400, and 430 °C was determined for 21 days using a no-choice feeding test; the results are presented in Table 4.

Increasing concentrations of wood vinegar were associated with significantly increased mortality of *Coptotermes*

*curvignathus* and decreased weight loss of the filter paper (Table 4), the highest termite mortality was at the highest concentration (8.0%) of wood vinegar at 430 °C. Statistically significant differences in filter paper consumption were observed for diluted wood vinegar between the control and treated samples. This trend is similar to that found by Oramahi et al. (2023) wherein *Coptotermes curvignathus* died after 21 days of exposure. Termicidal activity in the present study was consistent with the acetic acid and phenol contents in wood vinegars (Table 1), which is in agreement with previous results. This result is similar with Yatagai et al. (2002) who reported that acetic acid was responsible for the high mortality of termites. Furthermore, Oramahi and Yoshimura (2013) state that acid and phenol compounds contained in *Vitex pubescens*-wood vinegar cause significant termite mortality and mass loss at concentration of 5%. Oramahi et al (2018) also reported that acid and phenol compounds in wood vinegar from oil palm trunk affect highest termite mortality and mass loss at concentration of 10%. Similar result also reported by Adfa et al (2017) who state that the two largest components in *Toona sinensis* wood vinegar are acid and phenol components, whereas these two components cause the highest mortality of termite at concentration of 8%. Suprianto et al. (2023) investigated wood vinegar from durian wood (*Durio* sp.) and found that it exhibited termicidal activity and the main components of durian vinegar that contributed to high termicidal activity were 2-methoxy-phenol, 4-ethyl-2-methoxy-phenol, 4-ethyl-2-methoxy-phenol, 3,5-dimethoxy-4-hydroxytoluene, and creosol. The wood vinegar contributed significantly to termite

**Table 4.** Termite mortality and filter paper weight loss at different pyrolysis temperatures and wood vinegar concentrations.

Pyrolysis temperature (°C)	Wood vinegar concentration (%)	Termite mortality (%)	Filter paper weight loss (%)	
Control	0	15.90 ± 4.78 a	80.99 ± 4.40 a	
	370	2	37.72 ± 5.22 b	64.73 ± 2.71 b
		4	54.54 ± 3.31 c	56.52 ± 2.39 c
		6	75.45 ± 4.32 ef	45.33 ± 4.45 d
		8	91.36 ± 3.10 g	33.34 ± 6.55 gf
		10	100 ± 0 h	21.61 ± 3.58 h
400	2	54.54 ± 2.56 c	56.45 ± 4.55 c	
	4	71.81 ± 4.32 e	47.09 ± 3.41 d	
	6	90.91 ± 2.57 g	41.50 ± 2.01 de	
	8	99.09 ± 1.05 h	29.49 ± 5.08 g	
	10	100 ± 0 h	15.29 ± 2.87 i	
430	2	62.72 ± 3.48 d	57.94 ± 5.21 c	
	4	79.09 ± 3.15 f	36.88 ± 4.30 ef	
	6	95.90 ± 2.28 h	23.12 ± 4.72 h	
	8	100 ± 0 h	14.92 ± 2.68 i	
	10	100 ± 0 h	11.99 ± 1.43 i	

Means in the same column with the same letters (a-i) are not significantly at the level of  $P < 0.05$  by DMRT.

mortality, and the effectiveness of wood vinegar against *C. curvignathus* increased with the vinegar concentration. The vinegar pyrolyzed at 430 °C lost more filter paper mass than wood vinegar at 370 and 400 °C (10.0% concentration). We hypothesize that the chemical components found in the mabang vinegar at 430 °C, including phosphonic acid, together with its characteristic phenol and phenol derivatives, may cause this antitermitic activity. Similarly, Subekti et al. (2020) concluded that wood vinegar from wulung bamboo (*Gigantochloa atroviolacea*) was effective against *C.y curvignathus* Holmgren. Moreover, Oramahi et al. (2014) reported that wood vinegars from laban wood (*Vitex pubescens*) had the potential to prevent attacks by *C. curvignathus*.

The effects of wood vinegar on the mortality of *C. curvignathus* termites at numerous pyrolysis temperatures and concentrations of wood vinegar are shown in Figs. 1-3.

The correlation values between the concentration of medang vinegar and termite mortality at pyrolysis temperatures of 370, 400, and 430 °C were 0.99, 0.93, and 0.90, respectively, which indicated a positive and strong correlation ( $p < 0.05$ ). Similarly, the highest correlation was studied by Oramahi et al (2023).

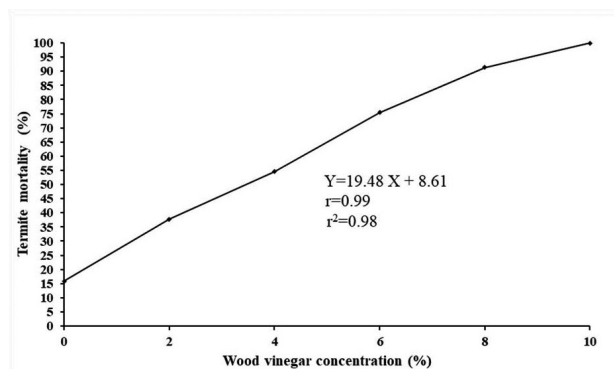
The simple regression equation and the determination of coefficient in the treatment of wood vinegar concentration on the mortality of *C. curvignathus* termites at pyrolysis temperatures of 370, 400, and 430 °C are  $Y = 19.48x + 8.61$  and 0.98,  $Y = 30.63x + 8.25$  and 0.87, and  $Y = 36.89x + 7.78$  and 0.81, respectively. This equation shows that the higher the concentration of wood vinegar is, the higher the mortality of *C. curvignathus* termites. This result shows that higher concentrations of wood vinegar components such as phosphonic acid and phenol indicated higher levels of anti-termite properties. The results of this study are in line with the results of study by Oramahi et al. (2023), who reported

that increasing the concentration of wood vinegar from wood (*Durio* sp.) significantly increased the mortality of termites (*C. curvignathus*).

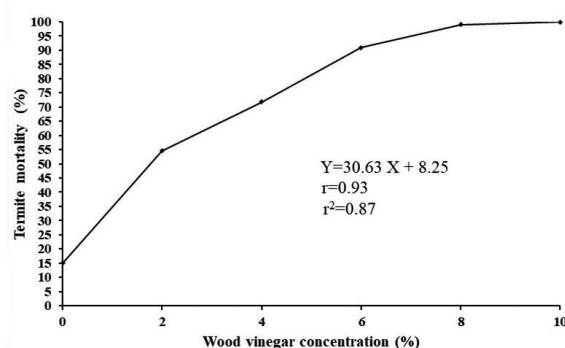
### 3.3. Filter paper weight loss

The effects of wood vinegar on the weight loss of filter paper by *C. curvignathus* termites at numerous pyrolysis temperatures and concentrations of wood vinegar are shown in Figs. 4-6. The simple regression equation and the determination of coefficient on the effect of wood vinegar concentration on the weight loss of filter paper at pyrolysis temperatures of 370, 400, and 430 °C are  $Y = 79.16x - 5.75$  and 0.96,  $Y = 74.37x - 5.52$  and 0.92, and  $Y = 74.06x - 7.18$  and 0.95, respectively.

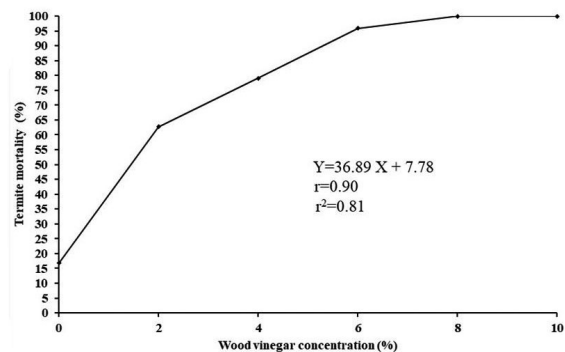
This equation shows that the higher the concentration of wood vinegar was, the lower the weight loss of filter paper due to subterranean *C. curvignathus* termites, indicating decreased consumption of filter paper as food. Termite mortality



**Figure 1.** Simple regression and correlation between the concentration of vinegar from medang wood (%) and mortality of *Coptotermes curvignathus* at 370 °C pyrolysis temperature.



**Figure 2.** Simple regression and correlation between the concentration of vinegar from medang wood (%) and mortality of *Coptotermes curvignathus* at 400 °C pyrolysis temperature.

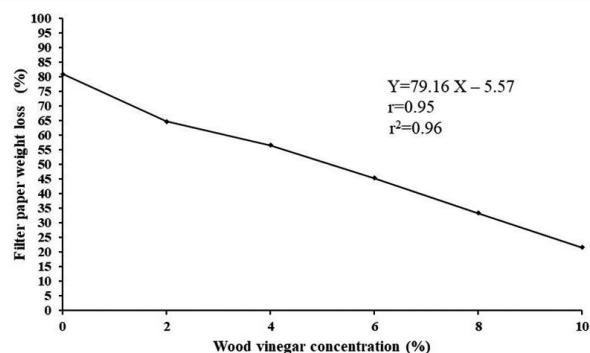


**Figure 3.** Simple regression and correlation between the concentration of vinegar from medang wood (%) and mortality of *Coptotermes curvignathus* at 430 °C pyrolysis temperature.

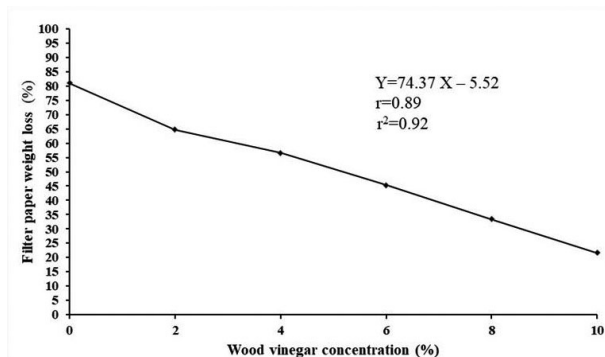
influenced the correlation between the pyrolysis temperature of vinegar and the decrease in filter paper weight. This is because the surviving termites still consumed filter paper, resulting in a high reduction in weight. Figures 4-6 show that treatment with vinegar at concentrations of 2.0-8.0% against *C. curvignathus* resulted in 11.99-64.73% decreases in filter paper weight. The results of this study are in line with the results of the research by Oramahi et al. (2018), in which the application of wood vinegar from oil palm trunk at concentrations of 2.50-10.0 % against *C. formosanus* termites caused 11.75-38.88 % decreases in filter paper weight.

#### 4. CONCLUSIONS

The vinegars from mabang wood have antitermite potential, especially wood vinegar pyrolyzed at 430 °C against *C. curvignathus* termites. Increasing concentrations of mabang vinegar were associated with significantly increased mortality of *Coptotermes curvignathus* termites and decreased



**Figure 4.** Simple regression and correlation between the concentration of vinegar from medang wood (%) and the weight loss of filter paper at 370 °C pyrolysis temperature.



**Figure 5.** Simple regression and correlation between the concentration of vinegar from medang wood (%) and the weight loss of filter paper at 400 °C pyrolysis temperature.

mass loss of the filter paper, as well as the highest termite mortality was at the highest concentration of wood vinegar at 430 °C. The predominant compounds in the wood vinegar were phenol, 2-methoxy-phenol, phosphonic acid and 1-(2-furanyl) ethanone.

#### SUBMISSION STATUS

Received: 17 May 2023

Accepted: 23 Sep. 2023

Associate editor: Fernando Gomes 

#### CORRESPONDENCE TO

**Hasan Ashari Oramahi**

Daya Nasional Street, 78124, Pontianak, Indonesia.

e-mail: oramahi@fahutan.untan.ac.id

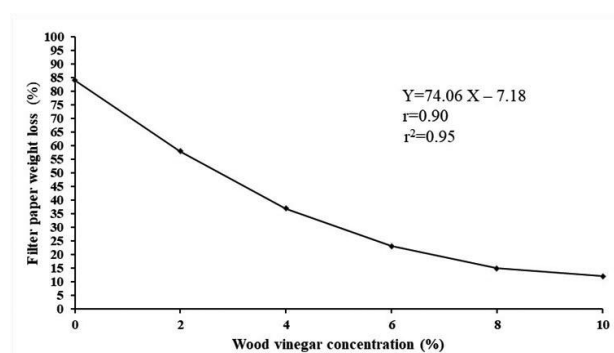
#### AUTHORS' CONTRIBUTIONS

Hasan Ashari Oramahi: conceptualization (lead), data curation (lead), investigation (supporting), methodology (lead), validation (lead), visualization (lead), writing – original draft (supporting), writing – review and editing (lead).

Farah Diba: conceptualization (equal), data curation (equal), investigation (supporting), resources (equal), validation (supporting), writing – original draft (supporting), writing – review and editing (lead).

Rizka Diah Permana: data curation (equal), formal analysis (lead), investigation (lead), methodology (lead), project administration (equal), validation (lead), visualization (lead), writing – original draft (lead), writing – review and editing (supporting).

Yuliati Indrayani: conceptualization (equal), writing – review & editing (supporting).



**Figure 6.** Simple regression and correlation between the concentration of vinegar from medang wood (%) and the weight loss of filter paper at 430 °C pyrolysis temperature.

## REFERENCES

- Abnisa, F., Arami-Niya, A., Daud, W. W., Sahu, J. N., & Noor, I. M. Utilization of oil palm tree residues to produce bio-oil and bio-char via pyrolysis. *Energy conversion and management* 2013; 76: 1073-1082.
- Adfa, M., Kusnanda, A. J., Livandri, F., Rahmad, R., Darwis, W., Efdi, M., Ninomiya, M., & Koketsu, M. Insecticidal activity of *Toona sinensis* against *Coptotermes curvignathus* Holmgren. *Rasayan J. Chem* 2017; 10(1), 153-159.
- Adfa M, Romayasa A, Kusnanda AJ, Avidlyandi A, Yudha SS, Banon C, Gustian I. Chemical components, antitermite and anti-fungal activities of *Cinnamomum parthenoxylon* wood vinegar. *Journal of the Korean Wood Science and Technology* 2020; 48(1): 107-116.
- Akkuş M, Akçay Ç, Yalçın M. Antifungal and larvicidal effects of wood vinegar on wood-destroying fungi and insects. *Maderas-Cienc Tecnología* 2022; 24 (37):1-10
- Aly HM, Wahba TF, Hassan NA, Pyroligneous Acid Derived from ficus benjamina Wastes Synergize Deltamethrin against *Sitophilus oryzae*. *Egyptian Academic Journal of Biological Sciences, F. Toxicology & Pest Control* 2022; 14(1): 47-54.
- Arsyad WOM, Efiyanti L, Trisatya DR. Termiticidal Activity and Chemical Components of Bamboo Vinegar against Subterranean Termites under Different Pyrolysis Temperatures. *Journal of the Korean Wood Science and Technology* 2020. 48(5): 641-650.
- Bedmutha R, Booker CJ, Ferrante L, Briens C, Berruti F, Yeung KKC, Scott I, Conn K, Insecticidal and bactericidal characteristics of the bio-oil from the fast pyrolysis of coffee grounds. *Journal of Analytical and Applied Pyrolysis* 2011; 90 (2): 224-231.
- Chen, Y. H., Li, Y. F., Wei, H., Li, X. X., Zheng, H. T., Dong, X. Y., Xu, T.F., & Meng, J. F. Inhibition efficiency of wood vinegar on grey mould of table grapes. *Food Bioscience* 2020; 38, 100755.
- Darmadji, P., & Triyudiana, H. Proses pemurnian asap cair dan simulasi akumulasi kadar benzopyrene pada proses perendaman ikan 2006. *Agritech*, 2:, 94-103
- Demiral, İ., & Ayan, E. A. Pyrolysis of grape bagasse: effect of pyrolysis conditions on the product yields and characterization of the liquid product. *Bioresource technology* 2011; 102(4), 3946-3951.
- de Souza AE, Pimenta AS, Feijó FMC, Castro RVO, Fasciotti M, Monteiro TVC, de Lima KMG. 2018. Antibacterial and antifungal activities of pyroligneous acid from wood of *Eucalyptus urograndis* and *Mimosa tenuiflora*. *Journal of Applied Microbiology*, 124:85-96.
- Ganapaty S, Thomas PS, Fotso LH. Antitermiic quinones from *Diospyros sylvatica*. *Phytochemistry* 2004; 65:1265-1271.
- Hashemi SM, Safavi SA, Estaji A. Insecticidal activity of wood vinegar mixed with *Salvia leriifolia* (Benth.) extract against *Lasioderma serricorne* (F.). *Biharean Biologist* 2014; 8(1): 5-11.
- Hassan EB, El-Giar EM, Steele P. 2016. Evaluation of the antioxidant activities of different bio-oils and their phenolic distilled fractions for wood preservation. *International Biodeterioration and Biodegradation*, 110:121-128.
- Kadir R, Sarif MAM, Kartal SN, Elham P, Mohd Ali NA, Awang AF. Chemical characterization of pyrolysis liquids from *Dyera costulata* and evaluation of their bio-efficiency against subterranean termites, *Coptotermes curvignathus*. *European Journal of Wood and Wood Products* 2021; 1-12.
- Kang HY, Matsushima N, Sameshima K, Takamura N. Termite resistance tests of hardwoods of Kochi growth. I. The strong termiticidal activity of kagonoki (*Litsea coreana* Leveille). *Mokuzai Gakkaishi* 1990; 36:78-84.
- Montgomery DC. 1991. *Design and Analysis of Experiments*. Third Edition. John Wiley and Sons, New York.
- Mun, S.P., Ku, C.S. Pyrolysis GC-MS analysis of tars formed during the aging of wood and bamboo crude vinegars. *Journal Wood Science* 2010; 56: 47-52
- Omulo G, Willett S, Seay J, Banadda N, Kabenge I, Zziwa A, Kiggundu N. Characterization of slow pyrolysis wood vinegar and tar from banana wastes biomass as potential organic pesticides. *Journal of Sustainable development* 2017; 10(3): 81-92.
- Oramahi, H. A., Diba, F., Wahdina. Efikasi Asap Cair dari Tandan Kosong Kelapa Sawit (TKKS) dalam Penekanan Perkembangan Jamur *Aspergillus niger*. *Jurnal Hama dan Penyakit Tumbuhan Tropika* 2010; 10(2), 146-153.
- Oramahi, H. A., Zainal, S., Diba, F. Efikasi Asap Cair dari Kayu Laban (*Vitex pubescens*) terhadap Rayap *Coptotermes curvignathus*. *Jurnal Hama dan Penyakit Tumbuhan Tropika* 2014; 14(1), 71-79.
- Oramahi, H. A., Yoshimura, T., Diba, F., & Setyawati, D. Antifungal and antitermitic activities of wood vinegar from oil palm trunk. *Journal of Wood Science* 2018; 64(3), 311-317.
- Oramahi HA, Wardoyo ERP, Kustiati. Optimization of pyrolysis condition for bioactive compounds of wood vinegar from oil palm empty bunches using response surface methodology (RSM). *Institute of Physics Conference Series: Materials Science and Engineering* 2019 633(1):1-6
- Oramahi HA, Yoshimura T, Rusmiyanto E, Kustiati K. Optimization and Characterization of Wood Vinegar Produced by *Shorea laevis* Ridl Wood Pyrolysis. *Indonesian Journal of Chemistry* 2020; 20(4): 825-832.
- Oramahi, H. A., Rusmiyanto, E., Kustiati. Optimization of Wood Vinegar from Pyrolysis of Jelutung Wood (*Dyera lowii* Hook) by Using Response Surface Methodology. In *Journal of Physics: Conference Series* 2021. 1940 (1). IOP Publishing.
- Oramahi HA, Tindaon MJ, Nurhaida, Diba F, Yanti H. Termiticidal Activity and Chemical Components of Wood Vinegar from Nipah Fruit against *Coptotermes curvignathus* *Journal of the Korean Wood Science and Technology* 2022a; 50(5):315-324
- Oramahi, H. A., Wardoyo, E. R. P. Kustiati. Optimization of liquid smoke from *Shorea pachyphylla* using response surface methodology and its characterization. *Science and Technology Indonesia* 2022b; 7(2): 257-262.
- Permana, R. D., Oramahi, H. A., & Diba, F. (2021). Efficacy of liquid smoke produced from Medang Wood (*Cinnamomum* sp.) against *Schizophyllum commune*. *Jurnal Sylva Lestari*, 9(2), 269-279.

- Preston AF. Wood preservation: trends of today that will influence the industry tomorrow. *Forest Prod J* 2000; 50: 13–19.
- Rahmat, B., Hermawan, P., Natawijaya, D., & Surahman, E. (2020). Production and Fungicidal Activity Assesment of Wood-waste Liquid Smoke. *International Journal of Research-Granthaalayah*, 8(10), 285-291.
- Shiny KS, Remadevi OK. Evaluation of termiticidal activity of coconut shell oil and its comparison to commercial wood preservatives. *European Journal of Wood and Wood Products* 2014; 72(1): 139-141.
- Subekti N. Yoshimura T. Activity Of Bamboo Wulung's Smoke *Gigantochloa Atroviolace* Againts Subterranean Termites And Fungi Attack. *AGRIVITA, Journal of Agricultural Science* 2020; 42 (3):543-549.
- Suprianto, A., Oramahi, H. A., Diba, F., Hardiansyah, G., & Anwari, M. S. The Antitermitic and Antifungal Activities and Composition of Vinegar from Durian Wood (*Durio* sp.). *Journal of the Korean Wood Science and Technology* 2023; 51(4), 283-294.
- Temiz A, Akbas S, Panov D, Terziev N, Alma MH, Parlak S, Kose G, Chemical composition and efficiency of bio-oil obtained from Giant Cane (*Arundo donax* L.) as a wood preservative. *Bioreseources* 2013; 8(2): 2084-2098.
- Theapparat Y, Chandumpai A, Leelasuphakul W, Laemsak N, Pyrolygneous acids from carbonisation of wood and bamboo: their components and antifungal activity. *Journal of Tropical Forest Science* 2015; 27 (4): 517-526.
- Verma M, Sharma S, Prasad R, Biological alternatives for termite control: A review. *International Biodeterioration and Biodegradation* 2009; 63:1-14.
- Yatagai M, Nishimoto M, Ohira KHT, Shibata A , Termiticidal activity of wood vinegar, its components and their homologues. *Journal of Wood Science* 2002; 48: 338–342.