

The chemical composition of Amazonian plants(*)

A catalogue, edited by setor de fitoquímica, INPA, Manaus, Amazonas

FAMILY

Myristicaceae

SPECIES

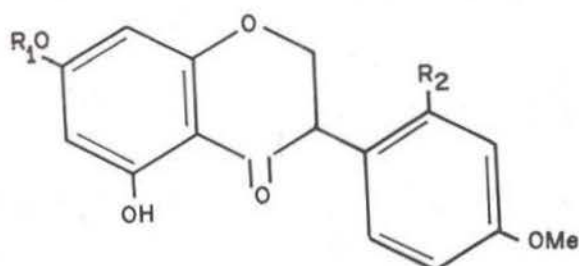
Virola caducifolia W. Rodr.

OCCURRENCE: Manaus, Amazonas

TRUNK WOOD:

Sitosterol
Virolane
Virolanol
Biochanin A (1a)

- 5, 7, 2' - Trihydroxy - 4' - methoxyisoflavone (1b)
5, 7 - Dihydroxy, 2' 4' - dimethoxyisoflavone (1c)
5 - Hydroxy - 7 - 2' - 4' - trimethoxyisoflavone (1d)



	R ₁	R ₂
(1a)	H	H
(1b)	H	OH
(1c)	H	OMe
(1d)	Me	OMe

REFERENCE :

Braz F.^o, Raimundo; Pedreira, Gentil; Gottlieb, O. R. & Maia, J. G. S. (1976) *Phytochemistry* 15, 1029 - 1030.

(*) — Contributions to this catalogue, which will be continued in subsequent issues of this Journal, are invited, and should be submitted to address given above.

FAMILY
Lauraceae

SPECIES
Aniba sp.

OCCURRENCE: Manaus, Amazonas

TRUNK WOOD:

Benzyl benzoate
Benzyl salicylate
Sitosterol
Burchelin (1a)
Guianin (5a)

(2S, 3S, 3aR)-3a-allyl-5-methoxy-3-methyl-2-*veratryl*-2, 3, 3a, 6-tetrahydro-6-oxobenzofuran (1b).

(2S, 3S, 3aR)-3a-allyl-5, 7-dimethoxy-3-methyl-2-*veratryl*-2, 3, 3a, 6-tetrahydro-6-oxobenzofuran (1c).

(2S, 3S, 5S)-5-allyl-5-methoxy-3-methyl-2-*veratryl*-2, 3, 5, 6-tetrahydro-6-oxobenzofuran (2b).

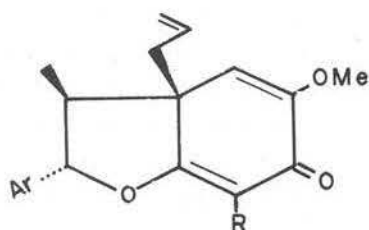
(2R, 3R)-7-methoxy-3-methyl-5-propenyl-2-*veratryl*-2, 3-dihydro-benzofuran (4).

rel-(1S, 5S, 6S, 7R, 8R)-1-allyl-8-hydroxy-3, 5-dimethoxy-7-methyl-4-oxo-6-piperonylbicyclo [3, 2, 1] oct-2-ene (5b).

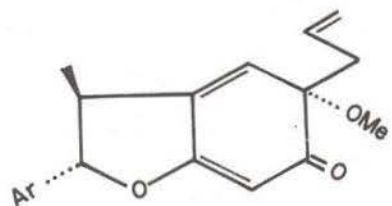
rel-(1S, 5S, 6S, 7R, 8R)-8-acetoxy-1-allyl-3-hydroxy-5-methoxy-7-methyl-4-oxo-6-piperonylbicyclo [3,2,1] oct-2-ene (5c).

rel-(1S, 5S, 6S, 7R, 8R)-8-acetoxy-3, 5-dimethoxy-7-methyl-4-oxo-6-piperonylbicyclo [3, 2, 1] oct-2-ene (5d).

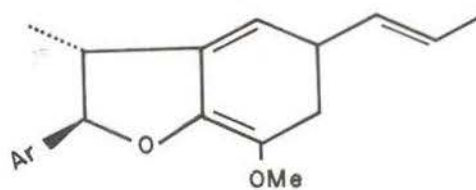
rel-(1R, 5S, 6R, 7R)-1-allyl-3-methoxy-7-methyl-4, 8-dioxo-6-piperonylbicyclo [3, 2, 1] oct-2-ene (6a).



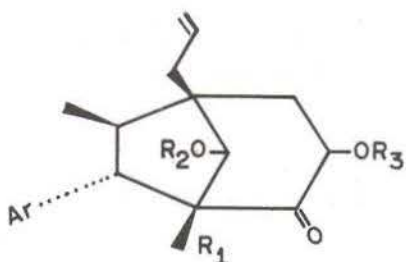
(1a)	Ar=pi	R= H
(1b)	Ar=ve	R= H
(1c)	Ar=ve	R= OMe



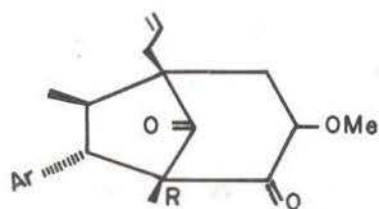
(2b) Ar=ve



(4) Ar=ve



- | | | | | |
|------|-------|---------------------|--------------------|--------------------|
| (5a) | Ar=pi | R ₁ =H | R ₂ =H | R ₃ =Me |
| (5b) | Ar=pi | R ₁ =OMe | R ₂ =H | R ₃ =Me |
| (5c) | Ar=pi | R ₁ =OMe | R ₂ =Ac | R ₃ =H |
| (5d) | Ar=pi | R ₁ =OMe | R ₂ =Ac | R ₃ =Me |



(6a) Ar = pi R=H

pi ... piperonyl, ve ... veratryl

REFERENCE :

Fernandes, João B.; Gottlieb, O.R. & Maia, J.G. S. (1976) *Phytochemistry* 15, 1033-1036.