



ERRATUM

In the article Behavioral and morphological contrasts on the reproduction of two prolonged breeders of the genus *Physalaemus* (Anura: Leptodactylidae), with DOI number: <http://doi.org/10.1590/0001-3765202020180773>, published in the journal **Anais da Academia Brasileira de Ciências**, 92(Suppl. 2): e20180773.

Page 1

Reads:

DIEGO O. PIETRO

Should read:

DIEGO O. DI PIETRO

Page 7

Reads:

Table II. Permutational (a) MANOVA and (b) ANOVAs based on the Bray–Curtis similarities of the multivariate data on calling sites and microhabitat-nest variables from *P. aff. albonotatus* and *P. santafecinus*. The component of variation (CV) attributable to each source of variation is also shown.

Source of variation	Source of analysis	Variables	df	MS	F	P	CV (%)
Species	(a) Calling site		1	20163	181.69	<0.001	19.79
		(b) Water depth	1	1165.9	7.90	<0.01	4.51
		(b) Light incidence	1	20469	182.49	<0.001	20.17
	(a) Microhabitat-nest		1	22234	76.41	<0.01	25.73
		(b) Water depth	1	1023.4	1.34	0.240	2.81
		(b) Light incidence	1	15907	16.44	<0.01	21.23
		(b) Anchor distance	1	19703	7.47	<0.001	22.69
		(b) Egg number	1	20720	72.35	<0.001	24.95
		(b) Nest volume	1	34274	122.45	<0.001	32.02

Should read:

Table II. Permutational (a) MANOVA and (b) ANOVAs based on the Bray–Curtis similarities of the multivariate data on calling sites and microhabitat-nest variables from *P. aff. albonotatus* and *P. santafecinus*. The component of variation (CV) attributable to each source of variation is also shown.

Source of variation	Source of analysis	Variables	df	MS	F	P	CV (%)
Species	(a) Calling site		1	20163	181.69	<0.001	19.79
		(b) Water depth	1	1165.9	7.90	<0.01	4.51
		(b) Light incidence	1	20469	182.49	<0.001	20.17
	(a) Microhabitat-nest		1	22234	76.41	<0.01	25.73
		(b) Water depth	1	1023.4	1.34	0.240	2.81
		(b) Light incidence	1	15907	16.44	<0.01	21.23
		(b) Anchor distance	1	19703	7.47	<0.001	22.69
		(b) Egg number	1	20720	72.35	<0.001	24.95
		(b) Nest volume	1	34274	122.45	<0.001	32.02

Page 8

Reads:

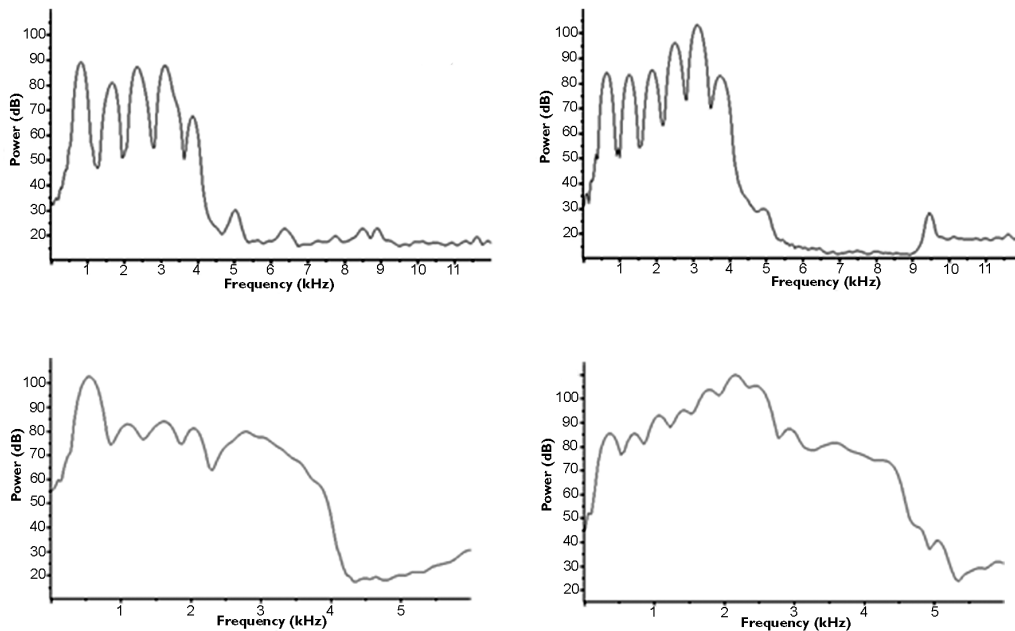


Figure 3. Advertisement calls of *P. santafecinus* (left) and *P. aff. albonotatus* (right) with spectrograms (upper), oscillograms (middle), and power spectrum (low).

Should read:

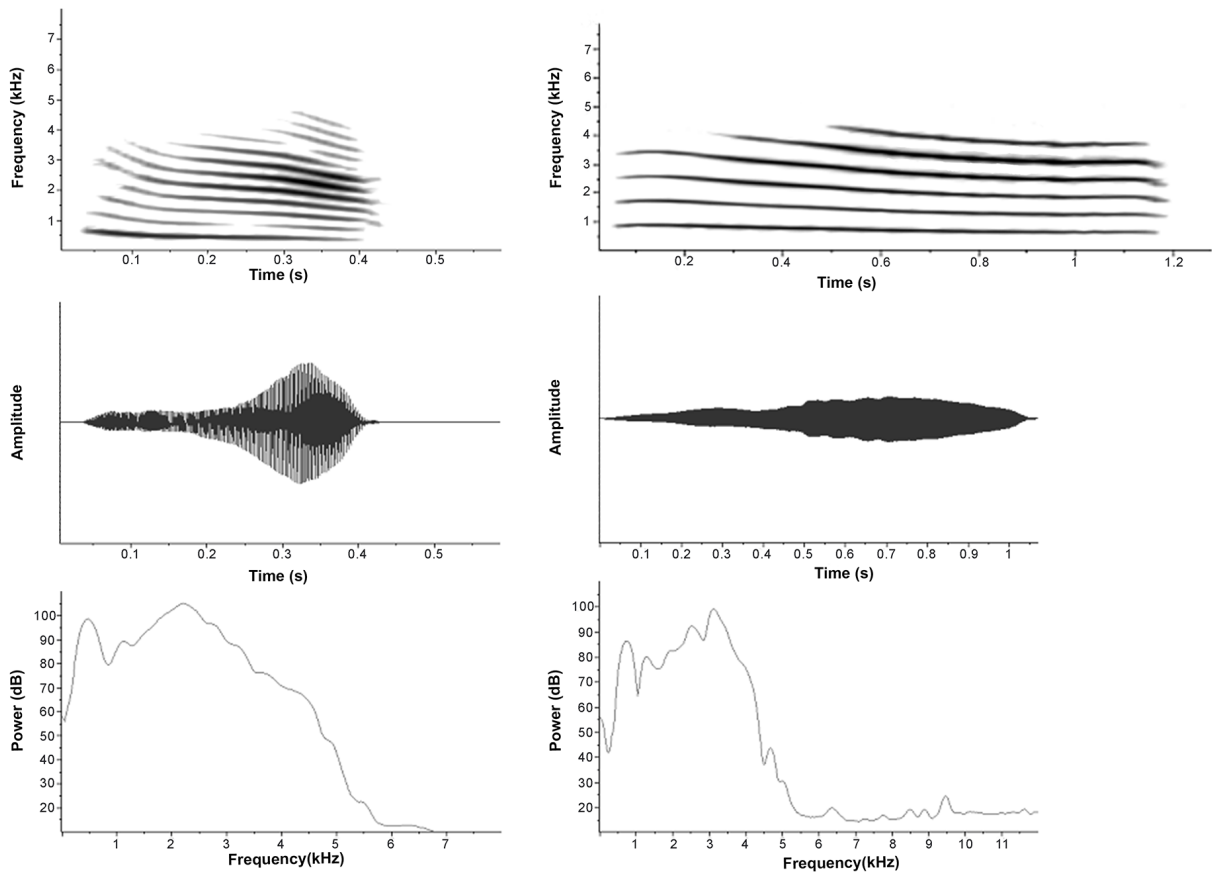


Figure 3. Advertisement calls of *P. santafecinus* (left) and *P. aff. albonotatus* (right) with spectrograms (upper), oscillograms (middle), and power spectrum (low).

Page 9

Reads:

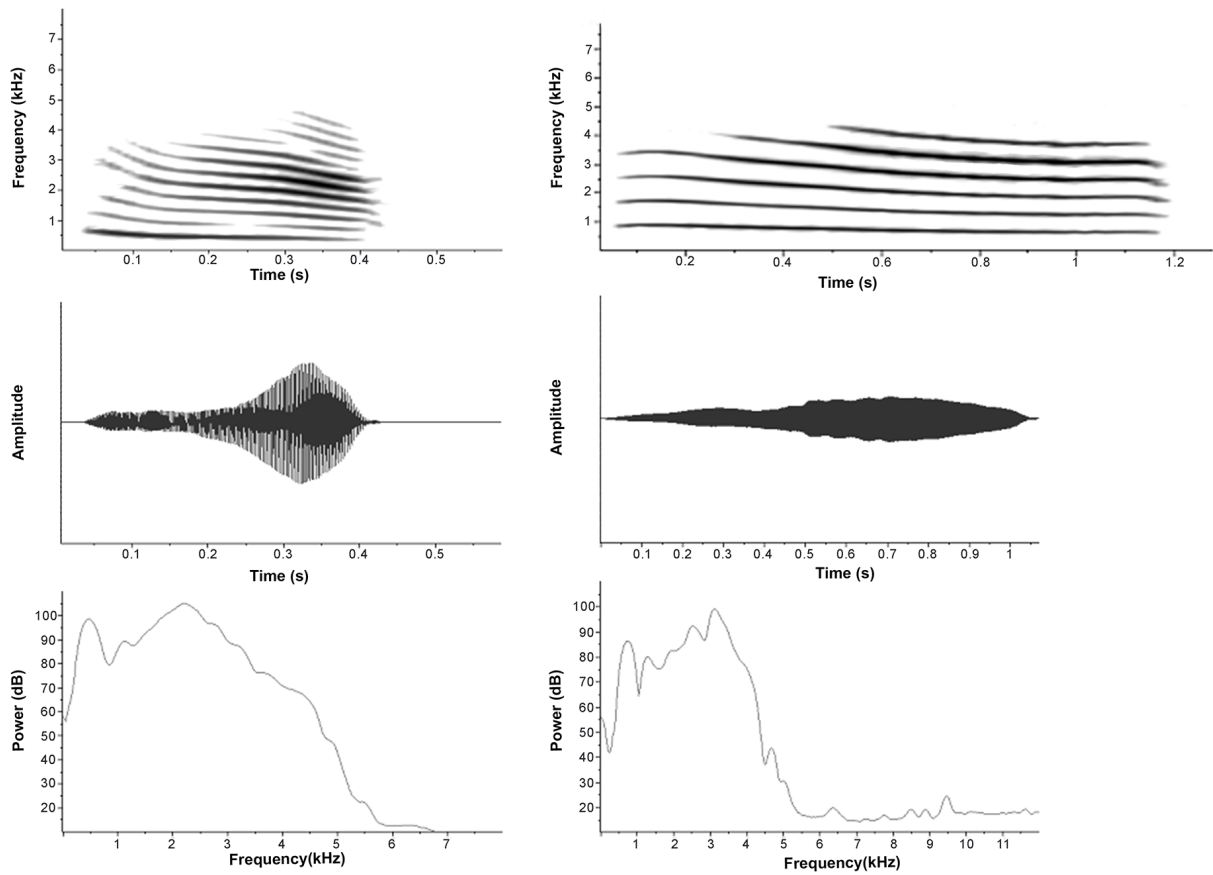


Figure 4. Power spectrum of the first third (left) and the final third (right) of an advertisement call of *P. aff. albonotatus* (above) and *P. santafecinus* (below).

Should read:

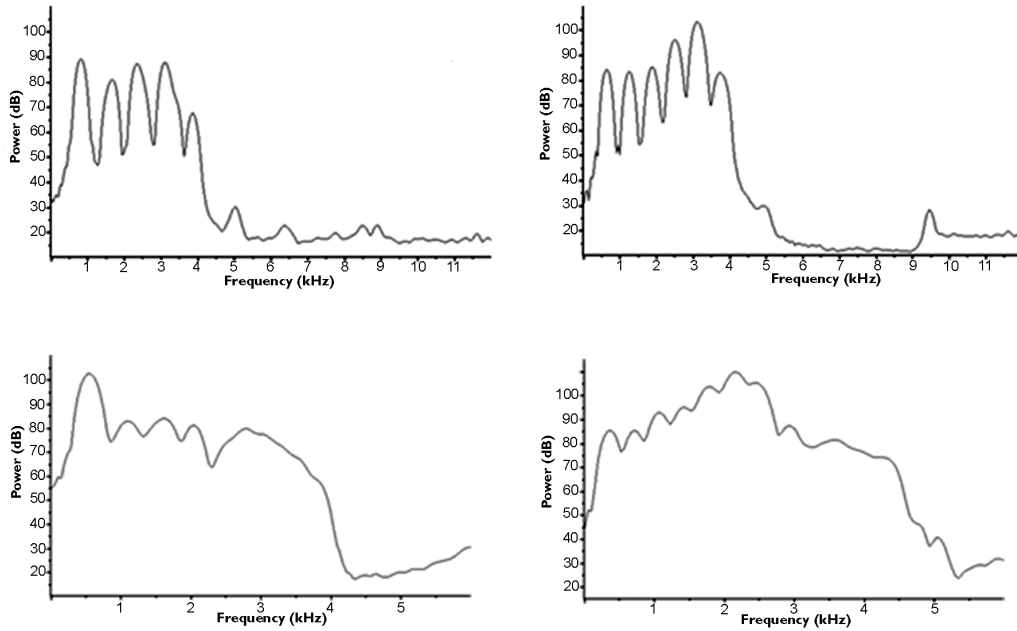


Figure 4. Power spectrum of the first third (left) and the final third (right) of an advertisement call of *P. aff. albonotatus* (above) and *P. santafecinus* (below).

Page 16, column 2, “How to cite” line 1

Reads:

PIETRO DO

Should read:

DI PIETRO DO

Line 11:

Reads:

DIEGO O. PIETRO³

Should read:

DIEGO O. DI PIETRO³

