

Preparing Patients And Optimizing Processes In The Perioperative Period Of Cardiac Surgery: How To Redesign The Flow Of Care After COVID-19

Omar Asdrúbal Vilca Mejia,^{1,2} Bruno Mahler Mioto,¹ Gabrielle Barbosa Borgomoni,¹ Juliana Mendanha Camilo,¹ Danielle Misumi Watanabe,¹ Sirlei Pereira Nunes,¹ Vanessa Santos Sallai,¹ Maraina Pegorini Libório de Lima,¹ Jurema da Silva Herbas Palomo,¹ Helenice Moreira da Costa,¹ Elisandra Trevisan Arita,¹ Maria Ignês Zanetti Feltrim,¹ Vera Coimbra,¹ Roger Daglius Dias,³ Filomena Regina Barbosa Gomes Galas,¹ José Otávio Costa Auler Junior,¹ Fabio Biscegli Jatene

Instituto do Coração (InCor), Hospital das Clínicas HCFMUSP, Faculdade de Medicina, Universidade de São Paulo,¹ São Paulo, SP – Brazil
Hospital Samaritano Paulista,² São Paulo, SP – Brazil
Harvard Medical School,³ Boston, Massachusetts – USA

Introduction

The lack of proactive care strategies influences the fragmentation of care, deparametrization of processes and extension of hospital times,¹ while evidence has shown that multidisciplinary protocols based on evidence executed by synchronized teams, with standardized processes, proactivity and patient-centered care decrease complications, hospital times and hospital costs.^{2,3} In this context, care based on the Enhanced Recovery After Surgery (ERAS) concept revolutionizes traditional flows.⁴ Guidelines for cardiac surgery were recently published,⁵ producing encouraging results.^{6,7}

This approach showed efficiency and safety in hospital discharge within three days after cardiac surgery,^{6,8} which is promising in the COVID-19 era, in which surgical queues have grown due to procedural delays, enabling a greater number of visits in less time, reducing the risk of contamination and hospital costs.⁹

Instituto do Coração, a leading cardiac surgery center,¹⁰ produced a multiprofessional care guidebook based on the ERAS concept, optimizing processes by preparing patients for a quick recovery after cardiac surgery. Figure 1 presents the objectives of implementing the flow *Tempos Certos* and its possible impact.

Opinion

The *Tempos Certos* guidebook was created by multiprofessional representatives from Instituto do Coração

Keywords

Quality Improvement; Patient Safety; Cardiovascular Surgical Procedures; COVID-19; Enhanced Recovery After Surgery

Mailing Address: Omar Asdrúbal Vilca Mejia •

Instituto do Coração (InCor), Hospital das Clínicas HCFMUSP, Faculdade de Medicina, Universidade de São Paulo – Av. Dr. Enéas de Carvalho Aguiar, 44. Postal Code 05403-900, São Paulo, SP – Brazil
E-mail: omar.mejia@incor.usp.br

Manuscript received June 03, 2021, revised manuscript July 28, 2021, accepted July 28, 2021

DOI: <https://doi.org/10.36660/abc.20210484>

do Hospital das Clínicas da Faculdade de Medicina da Universidade de São Paulo, based on evidence to prepare patients for a quick return to activities after surgery. The concept is dynamic, so the document will be revised periodically.

Inclusion Criteria

Every patient scheduled for cardiac surgery can benefit from optimized care when coordinated by a multidisciplinary team.

Tempos Certos Line of Care

The line of transdisciplinary care begins in the outpatient clinic and ends in the follow-up after each patient is discharged from the hospital (Figures 2 and 3).

Outpatient clinic

1. Assessment of appropriateness of the recommendation.
2. Dental and psychological assessment (SF36 questionnaire — quality of life — and HADS — hospital anxiety and depression scale), physiotherapy assessment (measures at rest, six-minute walk test, respiration, Short Physical Performance Battery and preoperative rehabilitation), nutritional assessment (guidance on fasting abbreviation), anesthetic and nursing evaluation, and social work.
3. Collection for surveillance purposes: COVID-19.

Pre-admission

1. Schedule and confirm admission according to multidisciplinary guidelines.

Hospital admission

1. Elective patients: admission 6 hours before the procedure.
2. Checking adherence to the preparation protocol.
3. Full meal up to 8 hours before anesthetic induction.
4. Fasting break 2 hours before surgery (clear liquid with maltodextrin, maximum volume 400 mL).
5. Do not prescribe sedatives and/or anxiolytics.

Research Letter

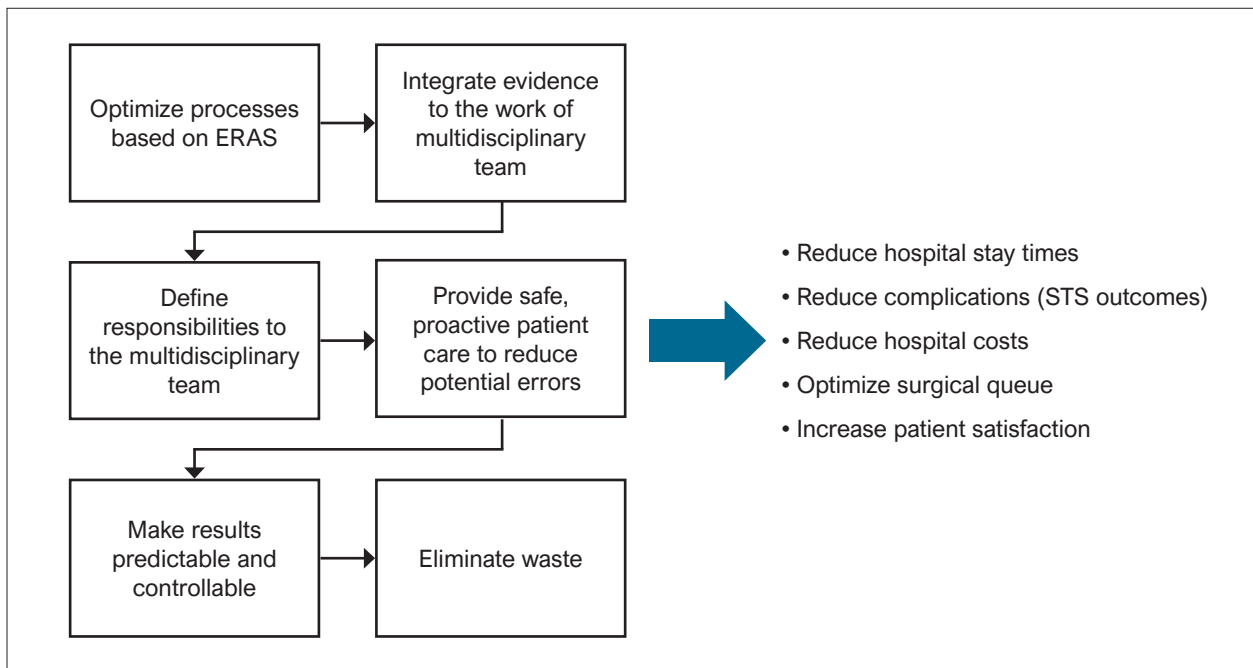


Figure 1 – Objectives of the Tempos Certos care line. ERAS: Enhanced Recovery After Surgery.

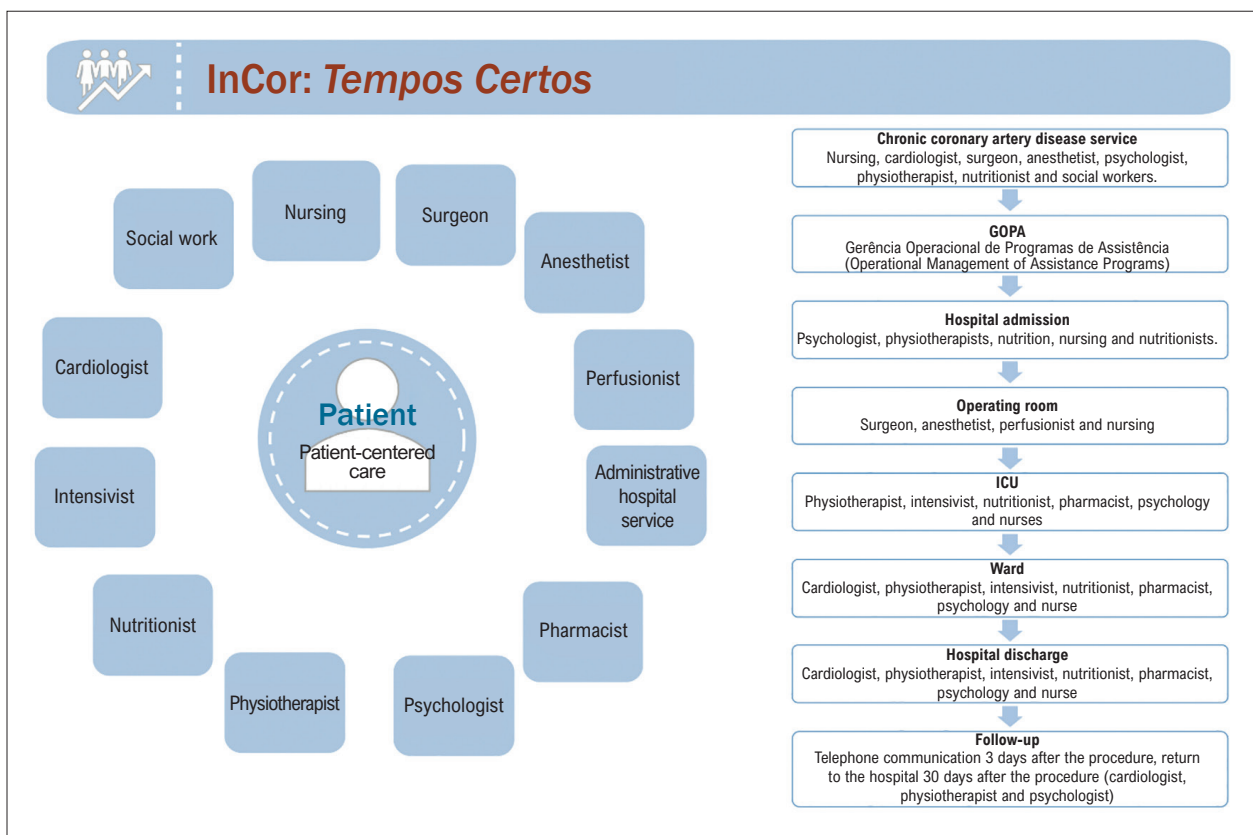


Figure 2 – Teams involved in the Tempos Certos flow.

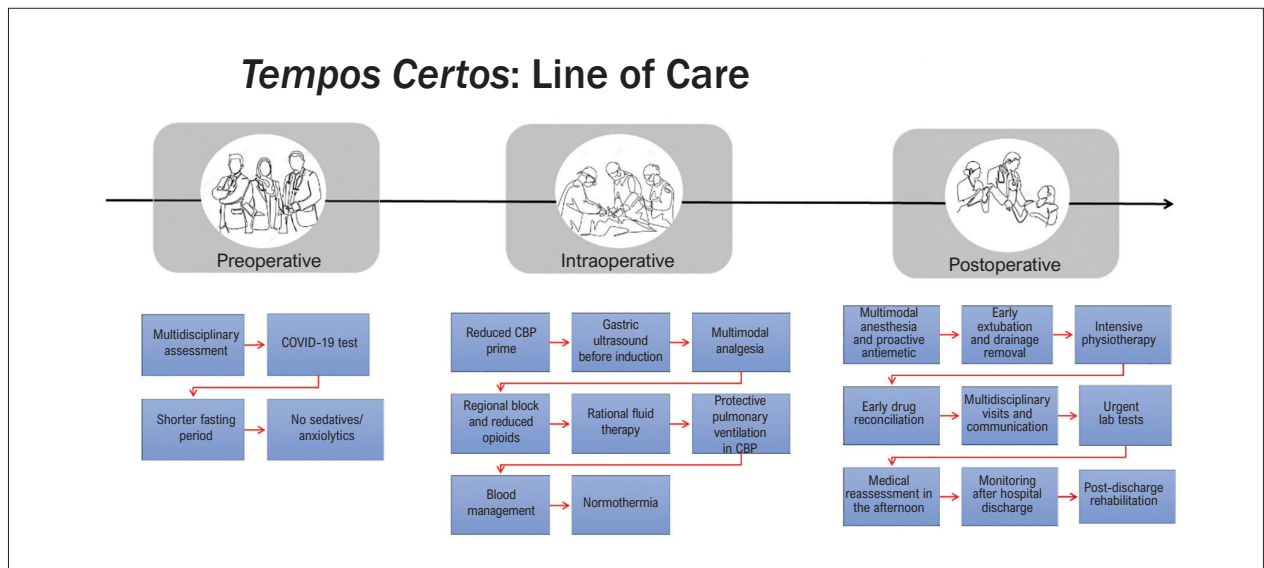


Figure 3 – Map of perioperative processes: *Tempos Certos*. CPB: cardiopulmonary bypass

Surgery

1. Identification of *Tempos Certos* patient.
2. Reduced cardiopulmonary bypass circuit (CBC) and hemodilution (perfusate <1000 mL).
3. Anesthetic pre-induction gastric ultrasound.
4. Multimodal analgesia (the following can be used: magnesium sulfate, lidocaine, dexroketamine and dexamethasone before the incision, and dipyrone at the end of surgery).
5. Sedation and regional block (erector spinae).
6. Reduction of opioids. Rocuronium/cisatracurium, ketamine, dexdetomidine, propofol, isoflurane or sevoflurane and antiemetic can be used.
7. Goal-guided fluid therapy (zero balance target).
8. Bispectral index and monitoring train-of-four neuromuscular blockade.
9. Pulmonary ventilation 3–5 mL/kg during cardiopulmonary bypass (CPB).
10. Anterior thoracic drainage.
11. Normothermia.
12. Blood glucose <160 mg/dL.
13. Blood management.
14. Take the intubated patient to the intensive care unit (ICU) under residual effects of anesthesia, carrying OXILOG and infusion pump with propofol or precedex.

ICU

1. Identification of *Tempos Certos* patient.
2. Multimodal anesthesia (ketamine in PCA (patient-controlled analgesia), dipyrone, dexamethasone and tramal).
3. Preventive antiemetic.

4. Extubation within 6 hours.
5. Continuous positive airway pressure or CPAP for up to 1 hour.
6. Reintroduction of oral intake (liquid diet) when patient is conscious (from 2 hours after extubation).
7. Removal of drains after reduction of the bleeding curve (ultrasound confirms no effusion).
8. Physiotherapy 6/6 hours: pulmonary auscultation and SpO₂, patient encouraged to sit, respiratory and motor exercises, early ambulation, 40-minute CPAP.
9. Nursing assessment, including delirium and pain assessment: 1/1 h up to 12 hours of hospitalization and 2/2 hours when >12 hours.

Ward

1. Identification of *Tempos Certos* patient.
2. Early drug reconciliation.
3. Multidisciplinary team intensifies visits and communication.
4. Physiotherapy 6/6 hours: pulmonary auscultation and SpO₂, patient encouraged to sit, respiratory and motor exercises, early ambulation, 40-minute CPAP. Day of discharge: taking measurements at rest, six-minute walk test (goal >80%), respiration and Short Physical Performance Battery (SPPB).
5. Medical assessment in the afternoon (urgent tests).
6. Psychological reassessment and re-application of questionnaires.
7. Educational, nutritional and psychological counseling for hospital discharge.

Follow-up (by telephone or in person)

1. Monitoring 3 days after hospital discharge.
2. Physical therapy rehabilitation (vital signs, SPPB, 6-minute walk test and vital pulmonary capacity).

3. Psychological reassessment and application of questionnaires. In case of emotional demand, rehabilitation (brief focal psychotherapy).

Potential contraindications

Early extubation: major bleeding, hemodynamic and respiratory instability and/or lack of central respiratory drive.

Early mobilization: low cardiac output using an epicardial pacemaker, hemodynamic instability ($SVO_2 < 60$, altered lactate, norepinephrine 0.2 mcg/kg/min), delirium, bleeding >400 mL in 1 h >100 mL/h for 4 h in a row, respiratory instability – respiratory effort.

Comments

Health systems have made little progress compared to high-performance industries. The outbreak of COVID-19 requires fast changes to deal with the new reality. The implementation of rapid recovery concepts, which already had positive results in the pre-pandemic era, including in our scenario,⁶ became, more than ever, necessary to deal with the unmet demand while reducing the unnecessary exposure of patients to the hospital setting. Multidisciplinary teamwork conducted in a synchronized and harmonious way would be able to adopt a patient-centered approach, optimizing processes, improving patient care and safety, and expanding access to healthcare. This way, we would be able to generate value in patient care for the sustainability of cardiac surgery programs.

References

1. Clay-Williams R, Taylor N, Ting HP, Winata T, Arnolda G, Austin E, et al. The Relationships Between Quality Management Systems, Safety Culture and Leadership and Patient Outcomes in Australian Emergency Departments. *Int J Qual Health Care*. 2020;32(Suppl 1):43-51. doi: 10.1093/intqhc/mzz105.
2. Lee L, Mata J, Ghitulescu GA, Boutros M, Charlebois P, Stein B, et al. Cost-Effectiveness of Enhanced Recovery Versus Conventional Perioperative Management for Colorectal Surgery. *Ann Surg*. 2015;262(6):1026-33. doi: 10.1097/SLA.0000000000001019.
3. Gustafsson UO, Hausel J, Thorell A, Ljungqvist O, Soop M, Nygren J. Adherence to the Enhanced Recovery After Surgery Protocol and Outcomes After Colorectal Cancer Surgery. *Arch Surg*. 2011;146(5):571-7. doi: 10.1001/archsurg.2010.309.
4. Ljungqvist O, Scott M, Fearon KC. Enhanced Recovery After Surgery: A Review. *JAMA Surg*. 2017;152(3):292-8. doi: 10.1001/jamasurg.2016.4952.
5. Engelman DT, Ben Ali W, Williams JB, Perrault LP, Reddy VS, Arora RC, et al. Guidelines for Perioperative Care in Cardiac Surgery: Enhanced Recovery After Surgery Society Recommendations. *JAMA Surg*. 2019;154(8):755-66. doi: 10.1001/jamasurg.2019.
6. Mejia OAV, Borgomoni GB, Lasta N, Okada MY, Gomes MSB, Foz MLNN, et al. Safe and Effective Protocol for Discharge 3 Days After

Author Contributions

Conception and design of the research: Mejia OAV, Borgomoni GB, Jatene FB; Writing of the manuscript: Mejia OAV, Mito BM, Borgomoni GB, Camilo JM, Watanabe DM, Nunes SP, Sallai VS, Lima MPL, Palomo JSH, Costa HM, Arita ET, Feltrim MIZ, Coimbra V; Critical revision of the manuscript for intellectual content: Mejia OAV, Mito BM, Borgomoni GB, Camilo JM, Watanabe DM, Nunes SP, Sallai VS, Lima MPL, Palomo JSH, Costa HM, Arita ET, Feltrim MIZ, Coimbra V, Dias RD, Galas FRBC, Auler Junior JOC, Jatene FB.

Potential Conflict of Interest

No potential conflict of interest relevant to this article was reported.

Sources of Funding

There were no external funding sources for this study.

Study Association

This article is part of a prospective randomized study to assess the impact of rapid recovery flow on postoperative time in coronary artery bypass graft surgery by Gabrielle Barbosa Borgomoni and Omar Asdrúbal Vilca Mejia from the University of São Paulo - Faculdade de Medicina.

Ethics approval and consent to participate

This article does not contain any studies with human participants or animals performed by any of the authors.

- Cardiac Surgery. *Sci Rep*. 2021;11(1):8979. doi: 10.1038/s41598-021-88582-0.
7. Grant MC, Isada T, Ruzankin P, Whitman G, Lawton JS, Dodd-O J, et al. Results from an Enhanced Recovery Program for Cardiac Surgery. *J Thorac Cardiovasc Surg*. 2020;159(4):1393-1402. doi: 10.1016/j.jtcvs.2019.05.035.
8. Maxwell YL. Safer, Quicker Discharge with Protocols for Enhanced Recovery After Surgery [Internet]. New York: Cardiovascular Research Foundation; 2020 [cited 2021 Jul 23]. p. 1-5. Available from: <https://www.tctmd.com/news/safer-quicker-discharge-protocols-enhanced-recovery-after-surgery>.
9. Gregory AJ, Grant MC, Boyle E, Arora RC, Williams JB, Salenger R, et al. Cardiac Surgery-Enhanced Recovery Programs Modified for COVID-19: Key Steps to Preserve Resources, Manage Caseload Backlog, and Improve Patient Outcomes. *J Cardiothorac Vasc Anesth*. 2020;34(12):3218-24. doi: 10.1053/j.jvca.2020.08.007.
10. Newsweek. World's Best Specialized Hospitals 2021 [Internet]. New York: Newsweek; 2021 [cited 2021 Oct 20]. p. 1-15. Available from: https://www.newsweek.com/worlds-best-specialized-hospitals-2021?fbclid=IwAR1DrlrSj1-sBqwV0g4hyBj-V2rLGGP4OnbMr3uB9L_9scz7ECv-TkOZ738.



This is an open-access article distributed under the terms of the Creative Commons Attribution License