

# Increase in Mortality due to Myocardial Infarction in the Brazilian City of São Paulo During Winter

Rodolfo Sharovsky, Luiz Antônio Machado César

São Paulo, SP - Brazil

**Objective** - To study the seasonal variation in mortality due to myocardial infarction in the city of São Paulo.

**Methods** - We analyzed the database of PROAIM (Programa de Aprimoramento de Informações de Mortalidade) containing the registrations of the certificates of deaths due to myocardial infarction (International Classification of Diseases, 10<sup>th</sup> edition, classification I21) of the residents of the municipality of São Paulo during 12 months (from December 1996 to November 1997). The number of deaths was corrected for a standard period of 90 days and then it was divided by the corresponding population to obtain the event rate per 10 thousand inhabitants. The magnitude of the seasonal variation, which was defined by the difference of the relative risks between the seasons with higher and lower mortality, was estimated.

**Results** - A total of 5,615 deaths due to myocardial infarction were included in the study. Sixty-one per cent occurred in the male sex, and the mean age was 68 years. The mortality rate during winter was always higher and that during summer was lower than that during the other seasons ( $P < 0.01$ ), independent from age and sex. Seasonal variations in deaths due to myocardial infarction was 30% in the general group, being 23% in individuals who died younger than 75 years, and 44% in the older ones.

**Conclusion** - A marked seasonal variation in mortality due to myocardial infarction was observed in the city of São Paulo, with a significant increase in its magnitude and age distribution during the winter, similar to those reported in regions of North America and Europe with temperate climates.

**Key words:** seasons, myocardial infarction, epidemiology

Seasonal variation in mortality due to acute myocardial infarction with an increase in the number of deaths during winter has been observed in several countries, such as Canada, New Zealand, the United States, and others<sup>1-3</sup>. Most studies indicate that low temperatures are the direct causal factors; some authors suggest the participation of respiratory infections<sup>4,5</sup>, air pollution<sup>6</sup>, or the effect of the number of hours of solar radiation<sup>7</sup>.

Recently, studies on “triggers” have been intensified. Triggers are acute risk factors for coronary events that cause pathophysiological alterations, such as arterial hypertension, an increase in blood clotting, or vasoconstriction. In the presence of a vulnerable atherosclerotic plaque, triggers may lead to instability of the plaque and consequent acute coronary insufficiency<sup>8-10</sup>. Environmental factors, such as temperature, air pollution, and respiratory infections, have been associated with effects that fit into this concept of triggers.

However, most studies on this subject were carried out in countries with cold climates, with greater variations in temperature and well-defined seasons, and the validity of their conclusions applied to other climatic conditions has not been well defined. The mechanism involved in these deaths has not yet been well clarified.

The clinical relevance of this annual rhythmic variation may be estimated by the observation of a more than 50% increase in the number of hospitalizations and deaths due to acute myocardial infarction during winter, as compared with those occurring during summer<sup>3</sup>. A possible intervention for decreasing this winter peak depends on clarifying the pathophysiology of this seasonal variation.

Observational delineation is an objective and low-cost form of studying the participation of the environment in triggering cardiac events, which may indicate associations and suggest causal relations for further experimental and clinical investigation.

The objective of the present study was to assess the seasonal variation in mortality due to acute myocardial infarction in the city of São Paulo, estimating its magnitude and population characteristics.

Instituto do Coração do Hospital das Clínicas - FMUSP  
Mailing address: Luiz Antônio Machado César - Rua Constantino de Souza, 1580  
04605-004 - São Paulo, SP, Brazil - E-mail: lucesar@uol.com.br  
English version by Stela Maris C. e Gandour

## Methods

We included in this study all deaths occurring in individuals older than 34 years during the period from 12/1/1996 to 11/30/1997, certificates for which were recorded in the PROAIM (Programa de Aprimoramento de Informações de Mortalidade) database. This is a municipal agency that registers, processes, and revises death certificates of people living in the city of São Paulo, Brazil, which is located at 800 meters of altitude and is crossed by the Tropic of Capricorn, on the west longitude of 46°.

The International Classification of Diseases 10<sup>th</sup> edition was used to classify the deaths due to acute myocardial infarction (classification I21). Data were analyzed using the methodology described by Sheth et al<sup>1</sup> according to month and season as follows: winter (June to August), spring (September to November), summer (December to February), and fall (March to May). The mean daily temperatures, with the variation enclosed within parentheses, were as follows: 22.9°C (17.3 to 28.3) during summer, 19.6°C (12.8 to 25.7) during fall, 15.8°C (8.8 to 22.3) during winter, and 19.2°C (12.2 to 26.2) during spring.

The values of the daily counts of deaths obtained in 90 to 92 days, which corresponded to each season, were corrected to a standard period of 90 days and divided by the estimate of the population, corresponding to age, sex, and date of death. These data were obtained at SEADE (Fundação Estadual de Análise de Dados – SP) to calculate the rate of death per 10 thousand inhabitants. The individuals were divided according to 2 age brackets (<75 years, and >75 years) and sex.

Data on mortality underwent linear regression analysis, and the Poisson distribution was adopted. The homogeneity of death distribution in the 4 seasons was assessed with the chi-square test. The seasonal variation in the number of deaths was also estimated based on the difference in the relative risks between the periods of greater and lower mortality<sup>1</sup>. The probability of  $P < 0.01$  was considered statistically significant.

## Results

We identified 5,615 deaths due to acute myocardial infarction, 3,453 (61%) being in males and 2,162 (39%) being in females, with a mean age of  $68 \pm 14$  years.

The mortality rate was greater in males than in females ( $P < 0.01$ ) and in elderly individuals than in those younger than 75 years by the time of death ( $P < 0.01$ ).

A heterogeneous pattern of seasonal distribution of deaths due to acute myocardial infarction was observed ( $P < 0.001$ ). The mortality rate due to acute myocardial infarction was always higher in the winter months and lower in the summer months, when compared with those of the other seasons ( $P < 0.01$ ) (fig. 1). No significant difference between the mortality rates during spring and fall was observed ( $P = 0.36$ ) for both sexes

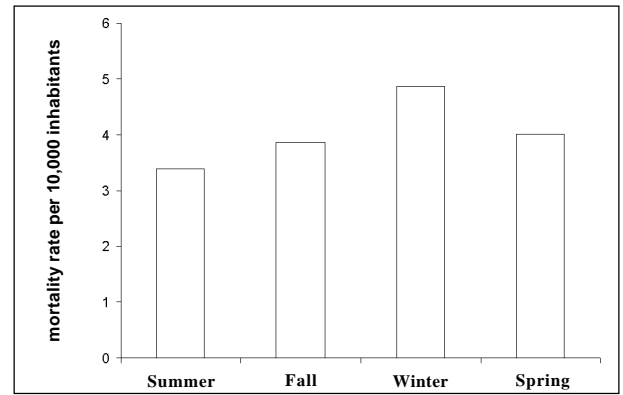


Fig. 1 – Mortality rate due to myocardial infarction according to the seasons.

and for the 2 age brackets considered. When compared 2-by-2, all other seasons showed significant differences ( $P < 0.01$ ) (tab. I). Age bracket and sex, did not influence significantly the seasonal behavior of mortality rate ( $P = 0.19$ ) (figs. 2 and 3).

The seasonal variation estimated was 30% in the general group, 23% for individuals younger than 75 years, and 44% for the older ones.

## Discussion

The present study is the first to assess the seasonal variation in mortality due to acute myocardial infarction in the South American continent using current criteria of diagnosis and classification of death and based on audited data with a low frequency of deaths due to undefined causes. In 1941, however, Chiaverini et al<sup>11</sup> reported very similar findings when assessing the causes of death in individuals undergoing autopsy at the coroner's office in São Paulo. These authors also found a higher frequency of deaths due to cardiovascular diseases in winter.

In our environment, the results confirmed the occurrence of the concentration of deaths due to acute myocardial infarction in the winter months, as had already been observed in other countries with very distinct population and climatic conditions. This suggests that the low absolute temperatures in these cold regions are not essential for the wide seasonal variation in mortality due to acute myocardial infarction observed. In addition, a greater proportional increase in mortality in the elderly in Canada, as reported by Sheth et al<sup>1</sup>, is consistent with the findings here reported.

Table I – Mortality rate  $\pm$  standard deviation due to myocardial infarction, according to seasons, age bracket, and sex

Seasons	Mortality rate $\pm$ standard deviation			
	Female sex		Male sex	
	<75 years	$\geq 75$ years	<75 years	$\geq 75$ years
Summer	1.55 $\pm$ 0.06	21.18 $\pm$ 1.13	3.42 $\pm$ 0.12	24.92 $\pm$ 1.39
Fall	1.79 $\pm$ 0.06	25.34 $\pm$ 0.95	3.84 $\pm$ 0.10	29.62 $\pm$ 1.22
Winter	2.09 $\pm$ 0.08	34.63 $\pm$ 1.51	4.60 $\pm$ 0.15	40.75 $\pm$ 1.90
Spring	1.81 $\pm$ 0.08	25.17 $\pm$ 0.95	3.90 $\pm$ 0.11	28.61 $\pm$ 1.20

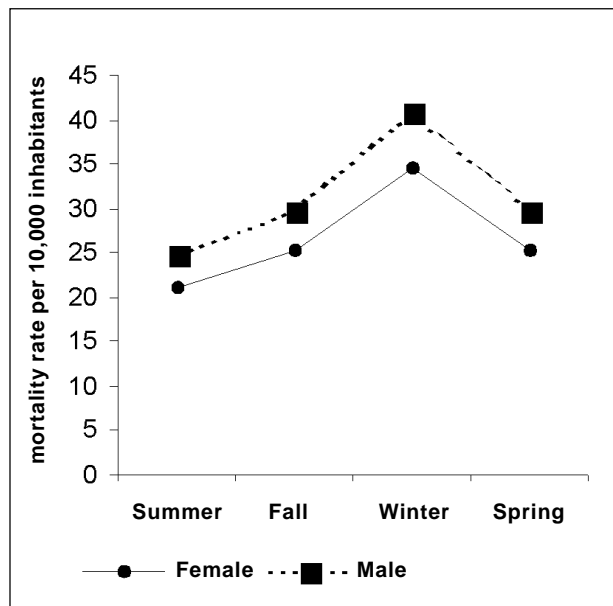


Fig. 2 - Mortality rate due to myocardial infarction according to the seasons and sex, in the age bracket  $\geq 75$  years.

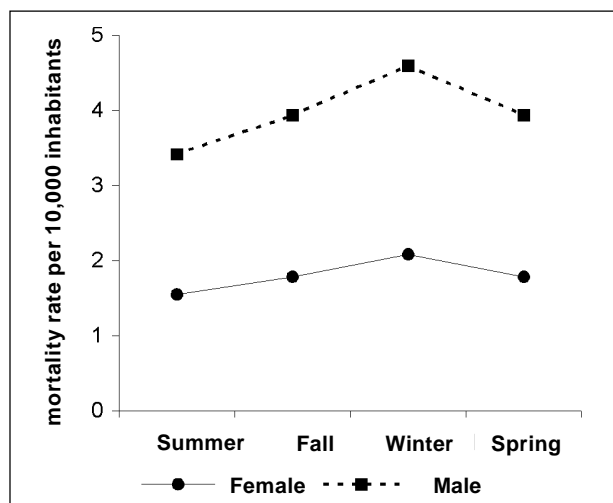


Fig. 3 - Mortality rate due to myocardial infarction according to the seasons and sex, in the age bracket  $< 75$  years.

The approximately 30% magnitude of the seasonal variation in mortality due to acute myocardial infarction observed in our findings is compatible with that reported in the literature, which ranges from 10% to 38%<sup>1-3</sup>. This fact may be explained by the low use of active heating, and poor housing and inadequate clothing in a large amount of our population, which is, therefore, exposed to winter extremes, even, if in comparative terms, our winter is much milder than that in other countries<sup>12</sup>.

The mechanisms involved in this phenomenon are not

yet clearly understood. Most authors, however, attribute the increase in winter mortality mainly to the reduction in temperature<sup>13-15</sup>. This excess in deaths may be explained by the increase in the incidence of disease and its lethality, as already shown in the report of the Second National Registry of Myocardial Infarction, encompassing 1,474 hospitals in the United States<sup>3</sup>.

Cold weather has the following well-characterized effects: cardiovascular effects, such as the increase in heart rate, blood pressure, and systemic vascular resistance<sup>16,17</sup>; neuroendocrine effects, such as the increase in sympathetic activity, elevation in plasma noradrenaline<sup>18,19</sup>, activation of the renin-angiotensin system<sup>20,21</sup>; and alterations in blood and hemostasia, such as the increase in plasmatic volume, in blood viscosity, and in platelet aggregation, in addition to hypercoagulability<sup>16,22</sup>.

The increase in the incidence of respiratory infections during winter and the consequent activation of the acute inflammatory phase has been related to an elevation in fibrinogen and in the activity of factor VII with a possible increase in thrombogenesis<sup>4,5</sup>.

The advantage of choosing the database used here was its universal characteristic, encompassing almost all deaths in the municipality of São Paulo; death certificates, however, were considerably imprecise<sup>23</sup>. The objective of our study, however, was not to assess the absolute value of the mortality rate, but its seasonal distribution.

Data obtained support the principle that environmental factors have the capacity to trigger fatal coronary events and allow confirmation of the existence of a wide seasonal variation in mortality due to acute myocardial infarction in the city of São Paulo, with magnitude and population characteristics similar to those found in regions with temperate climates in North America and Europe.

Our study stresses the need for further investigation to explore the role played by the environment, especially temperature and infections, in the genesis of acute myocardial infarction. Studies on the seasonal behavior of the sympathetic nervous and renin-angiotensin systems and the clinical value of the adaptation of the medicamentous dosage to seasonal variations would be of special interest, as already proposed by Green et al<sup>24</sup>. Another field to be studied is the better definition of the role played by respiratory infections, such as influenza and chlamydia infections, in determining the seasonal pattern and the opportunity of preventive strategies.

Based on these data and on the literature, the recommendation for better protection against cold weather is noteworthy, through active heating, better residential insulation, and use of adequate clothing, especially in patients at risk or with coronary artery disease<sup>25</sup>.

## References

1. Sheth T, Nair C, Muller, et al. Increased winter mortality from acute myocardial infarction and stroke: The effect of age. *J Am Coll Cardiol* 1999; 33: 1916-9.
2. Marshall RJ, Scragg R, Bourke P. An analysis of the seasonal variation of coronary heart disease and respiratory disease mortality in New Zealand. *Int J Epidemiol* 1988; 17: 325-31.
3. Spencer FA, Goldberg RJ, Becker RC, et al. Seasonal distribution of acute myocardial infarction in the second national registry of myocardial infarction. *J Am Coll Cardiol* 1998; 31: 1226-33.
4. Woodhouse PR, Khaw K-T, Plummer M, et al. Seasonal variations of plasma fibrinogen and factor VII activity in the elderly: winter infections and death from cardiovascular disease. *Lancet* 1994; 343: 435-9.
5. Biemond BJ, Levi M, Cate HT, et al. Plasminogen activator and plasminogen activator inhibitor 1 release during experimental endotoxaemia in chimpanzees: effect of interventions in the cytokine and coagulation cascade. *Clin Sci (Colch)* 1995; 88: 587-94.
6. Rossi G, Vigotti MA, Zanobetti, et al. Air pollution and cause specific mortality in Milan, Italy, 1980-1989. *Arch Environ Health* 1999; 54: 158-64.
7. Scragg R, Jackson R, Holdaway IM, et al. Myocardial infarction is inversely associated with plasma 25-hydroxy vitamin D3 levels: a community-based study. *Int J Epidemiol* 1990; 19: 559-63.
8. Willich SN, Klatt S, Arntz H-R. Circadian variation and triggers of acute coronary syndromes. *Eur Heart J* 1998; 19(suppl C): C12-23.
9. Muller JE, Tofler GH, Stone PH. Circadian variation and triggers of acute cardiovascular disease. *Circulation* 1989; 79: 733-43.
10. Gertz SD, Roberts WC. Hemodynamic shear force in rupture of coronary arterial atherosclerotic plaques. *Am J Cardiol* 1990; 66: 1368-72.
11. Chiaverini R, Rey C. Ensaio acerca das possíveis influências meteorológicas sobre a mortalidade cardiovascular. *Rev Bras Med* 1947; 4: 673-80.
12. Lerchl A. Changes in the seasonality of mortality in Germany from 1946 to 1995: the role of temperature. *Int J Biometeorol* 1998; 42: 84-8.
13. Enquesselie F, Dobson AJ, Alexander HM, et al. Seasons, temperature and coronary disease. *Int J Epidemiol* 1993; 22: 632-6.
14. Donaldson GC, Keatige WR. Early increases in ischaemic heart disease mortality dissociated from and later changes associated with respiratory mortality after cold weather in south east England. *J Epidemiol Commun Health* 1993; 47: 121-6.
15. Pan W-H, Li L-A, Tsai M-J. Temperature extremes and mortality from coronary heart disease and cerebral infarction in elderly Chinese. *Lancet* 1995; 345: 353-5.
16. Kawahara J, Sano H, Fukuzaki H, et al. Acute effects of exposure to cold on blood pressure, platelet function and sympathetic nervous activity in humans. *Am J Hypertens* 1989; 2: 724-26.
17. Giaconis S, Ghione S, Palombo C, et al. Seasonal influences on blood pressure in high normal to mild hypertensive range. *Hypertension* 1989; 14: 22-7.
18. Marchant B, Donaldson G, Mridha K, et al. Mechanisms of cold intolerance in patients with angina. *J Am Coll Cardiol* 1994; 23: 630-6.
19. Janský L, Sránek P, Savlíková J, et al. Change in sympathetic activity, cardiovascular functions and plasma hormone concentrations due to cold water immersion in men. *Eur J Appl Physiol* 1996; 74: 148-52.
20. Cassis L, Laughter A, Fetting M, et al. Cold exposure regulates the renin-angiotensin system. *J Pharmacol Experim Therap* 1998; 286: 718-26.
21. Peng J-F, Kimura B, Fregly MJ, et al. Reduction of cold-induced hypertension by antisense oligodeoxynucleotides to angiotensinogen mRNA and AT<sub>1</sub>-receptor mRNA in brain and blood. *Hypertension* 1998; 31: 1317-23.
22. Keatinge WR, Coleshaw SRK, Cotter F, et al. Increases in platelet and red cell counts, blood viscosity, and arterial pressure during mild surface cooling: factors in mortality from coronary and cerebral thrombosis in winter. *Br Med J* 1984; 289: 1405-8.
23. World Health Organization – MONICA Project Principal Investigators. The World Health Organization MONICA Project (MONItoring trends and determinants in Cardiovascular diseases): a major international collaboration. *J Clin Epidemiol* 1988; 128: 105-14.
24. Green MS, Harari G, Kristal-Bone E, et al. Excess winter mortality from ischaemic heart disease and stroke during colder and warmer years in Israel. An evaluation and review of the role of environmental temperature. *Eur J Public Health* 1994; 4: 3-11.
25. Danet S, Richard F, Montaye M, et al. Unhealthy effects of atmospheric temperature and pressure on the occurrence of myocardial infarction and coronary deaths. *Circulation* 1999; 100: E1-E7.