



A new milk-clotting enzyme from noni seeds (*Morinda citrifolia* L)¹

 [Julyanne Dantas de Oliveira](#)² and  [César Luis Siqueira Junior](#)^{2,3}

How to cite: Oliveira, J.D., Siqueira Junior, C.L. A new milk-clotting enzyme from noni seeds (*Morinda citrifolia* L). Hoehnea 49: e562021. <http://dx.doi.org/10.1590/2236-8906-56-2021>

ABSTRACT – (A new milk-clotting enzyme from noni seeds (*Morinda citrifolia* L)). Proteases are a group of enzymes that catalyze several essential reactions. They are found in all living organisms and in plants has received more attention because of their potential involvement in various industrial processes. Noni plant (*Morinda citrifolia* L.), belongs to the family Rubiaceae, of southwestern Asia origin. The juice made with the fruit is widely used as phytotherapeutic agent and in combating a range of diseases, while seeds are usually discarded. The objective of this work was to seek active milk clotting proteases in noni seeds. The crude extract (CE) protein was obtained from seeds sprayed and mixed with tris-HCl 50mM buffer (pH 6.0). The results demonstrated the presence of proteases with milk clotting properties in noni seeds, which a high milk clotting activity from 3,891 U/mL to 65°C. This value indicates that 1mL of extract is able to coagulate 3.8 liters of milk in 40 minutes under specific conditions. This property indicates the potential of noni seeds as a natural source of proteolytic enzymes with biotechnological potential for application in the cheese making industry.

Keywords: milk clotting, protease, proteolytic activity, seeds

RESUMO – (Uma nova enzima coagulante de leite de sementes de noni (*Morinda citrifolia* L.)). As proteases são um grupo de enzimas que catalisam várias reações essenciais. Eles são encontrados em todos os organismos vivos e nas plantas, tem recebido mais atenção devido ao seu potencial envolvimento em vários processos industriais. A planta noni (*Morinda citrifolia* L.), pertence à família Rubiaceae, de origem no sudoeste da Ásia. O suco feito com a fruta é amplamente utilizado como agente fitoterápico e no combate a uma série de doenças, enquanto as sementes costumam ser descartadas. O objetivo deste trabalho foi buscar proteases ativas da coagulação do leite em sementes de noni. O extrato bruto proteico (CE) foi obtido de sementes pulverizadas e misturadas com tampão tris-HCl 50mM (pH 6,0). Os resultados demonstraram a presença de proteases com propriedades de coagulação do leite em sementes de noni, que apresentam alta atividade de coagulação do leite de 3.891 U / mL a 65 ° C. Esse valor indica que 1mL de extrato é capaz de coagular 3,8 litros de leite em 40 minutos em condições específicas. Esta propriedade indica o potencial das sementes de noni como fonte natural de enzimas proteolíticas com potencial biotecnológico para aplicação na indústria de produção de queijo.

Palavras chave: atividade coagulante de leite, atividade proteolítica, protease, sementes

Introduction

Cheese is a dairy product, produced by the coagulation of milk through the action of enzymes contained in animal rennet (chymosin), with the partial extraction of whey (Hickey 2017). One of the most used milk clotting agents is calf rennet. However, the increase in cheese production, associated with the reduction in the supply of rennet of

animal origin, as well as the ethical concerns related to the production of these enzymes, has led to an increasing search for alternative sources of enzymes of microbial and plant origin (Jacob *et al.*, 2011). There are reports of large production and variety of cheeses produced from vegetable enzymes in Spain and Portugal, which use, for example, *Cynara* sp. as a source of proteases (Roseiro *et al.*, 2003; Shah *et al.*, 2014). Several scientific works have been

1. Part of the First Author's Course Completion Work

2. Universidade Federal do Rio de Janeiro, Departamento de Botânica, Laboratório de Bioquímica e Função de Proteínas Vegetais, Avenida Pasteur, 458, Urca, 22290-240 Rio de Janeiro, RJ, Brazil

3. Corresponding Author: cesarjunior@unirio.br

directed towards the search for milk coagulation enzymes in plants. As a result, proteases with milk coagulant activity have been discovered in Cardoon (*Cynara cardunculus*) (Folgado *et al.*, 2020); sunflower (*Helianthus annuus*) (Nasr *et al.*, 2016); Artichoke (*Cynara scolymus*) (Bueno-Gavilá *et al.*, 2020) and moringa (*Moringa oleifera*) (Sánchez-Muñoz *et al.*, 2017). The noni plant (*Morinda citrifolia*) belonging to the Rubiaceae family produces fruits that have been widely used in alternative medicine to combat various types of illnesses (Abou Assi *et al.*, 2017), while the seeds are usually discarded. Recently, de Farias *et al.* (2020) reported the presence of cysteine proteases with milk clotting activity in noni (*Morinda citrifolia* L.) fruits. In this work, we report the caseinolytic activity and milk clotting of a noni seed protease, reinforcing the potential of this plant in the cheesemaking process.

Materials and methods

Plant material - Noni seeds were obtained from fruits collected in the counties of Rio de Janeiro and Campos dos Goytacazes. The seeds were obtained from ripe fruits harvested between March and December 2019. The seeds were dried at room temperature and then pulverized using a knife mill (Fortinox). The resulting powder was kept at 25°C, and maximum humidity of 45%, under dark conditions, until use.

Protein extraction - Proteins were extracted from the homogenization of 10 g of seed powder in 10% (w/w) of PVPK-30 added to 50 mL of extraction buffer (50 mM Tris HCl pH 6). The mixture was kept under vigorous stirring for 90 minutes at 4°C. The homogenate was then centrifuged at 12,000 xg for 30 minutes at the same temperature. The sediment was discarded while the supernatant solution was used as crude protein extract (CE).

Protein determination - Protein concentration on protein crude extract (CE) from *M. citrifolia* seeds was performed according to the methodology of Bradford (1976), using the Bradford assay kit and Bovine Serum Albumin (BSA) as standard protein according to the manufacturer's instructions (BioRad).

Milk clotting activity - Detection of milk clotting activity was performed based on the methodology described by Arima *et al.* (1970). Briefly, 900 µl of 10% skimmed milk powder (Molico®) solution in 10mM calcium chloride buffer, pH 6.5, was distributed into microcentrifuge tubes. The reaction was started by adding 100 µl of CE to the tubes. The tubes were kept in a water bath at 65°C and the milk clotting activity time (t) was defined as the time between the beginning of incubation at 65°C and the appearance of milk rennet. One Milk Clotting Activity unit (MCA) was defined as the amount of EB (mL) required to coagulate 100 mL of milk in 40 minutes, under the assay conditions. MCA was calculated using the following equation and expressed

in Soxhlet Unit per mL of coagulant (US/mL): $MCA (US/mL) = 2400/t \times S/E$,

Where:

t = clotting time (sec);

S = substrate volume (ml);

E = volume of enzyme solution (EB)(mL).

Temperature optimization - The thermal stability of noni seed protease was tested by incubating 100 mL of CE in 900 mL of 10% skimmed milk powder solution in 10 mM calcium chloride buffer, pH 6.5, at different temperatures (30 - 90 °C). The samples were kept in incubation for the time necessary for the first appearance of milk rennet, and then, the MCA was calculated as described above.

Statistical Analysis - Data are presented as the mean (S.D.) of three independent experiments, and the differences from controls were assessed with Student's t-test using GraphPad Prism version 8.0 software and the difference with $P < 0.05$ was considered significant.

Results and discussion

Milk coagulation, using proteolytic enzymes, is an important step in cheesemaking process. The amount and type of protease used in the process are crucial factors because it could affect the final characteristics of the cheeses. Many different parts of the plants have already been studied and the biological activity of protease in them has been detected, demonstrating their milk clotting potential, such as *Bromelia pinguin* fruits (Moreno-Hernández *et al.*, 2017), flowers of *Citrus aurantium* (Mazorra-Manzano *et al.*, 2013), leaves of *Moringa oleifera* (Shi *et al.*, 2019) and seeds of *Vallesia glabra* (González-Velázquez *et al.*, 2021). In this study, the protease contained in the crude extract exhibited great potential for breaking down casein, promoting milk coagulation with an MCA of 3,891 SU/mL (figure 1 a). This result is reinforced by the demonstration of the cheese curd produced by the action of the milk coagulation protease contained in the seeds of *M. citrifolia* (figure 1 b). The effect of temperature on milk coagulation by protease activity of noni was evaluated at different temperatures (30 to 90 °C) (figure 1 a). The results showed that the protease contained in noni seed extract is stable at high temperatures. In fact, the milk clotting activity increased at higher temperatures, reaching maximum activity at 65 °C. However, at higher temperatures (>70°C), coagulant activity is reduced, indicating denaturation of the enzyme. Interestingly, enzyme activity rapidly reduces at temperatures <60 °C and > 70 °C (figure 2). However, the enzyme retains approximately 20% residual activity at 90 °C. These data are similar to those observed by Zikiou & Zidoune (2018) who reported an optimal activity of enzymatic extracts of *C. Cardunculus* at 60 °C. In addition, several plant proteases have been reported to show optimal coagulating activity at 60 °C such as *Ficus*

johannis (Afsharnezhad *et al.*, 2019), *Zingiber officinale* (Gagaoua *et al.*, 2015), *Gracilaria edulis* (Arlene Arbita *et al.*, 2020), indicating that milk clotting proteases found in plants seem to be more suitable for use under different temperature conditions. To the best of our knowledge, this is the first report of the detection of milk coagulant protease in noni (*Morinda citrifolia*) seeds, confirming the possibility of

using these seeds as coagulant in cheesemaking process. In the present study, the milk clotting activity of a protease from noni seed was evaluated and partially characterized. Further studies on the purification and biochemical characterization of the protease, together with the evaluation of the quality of the cheese curd produced by its action, will clarify its commercial suitability.

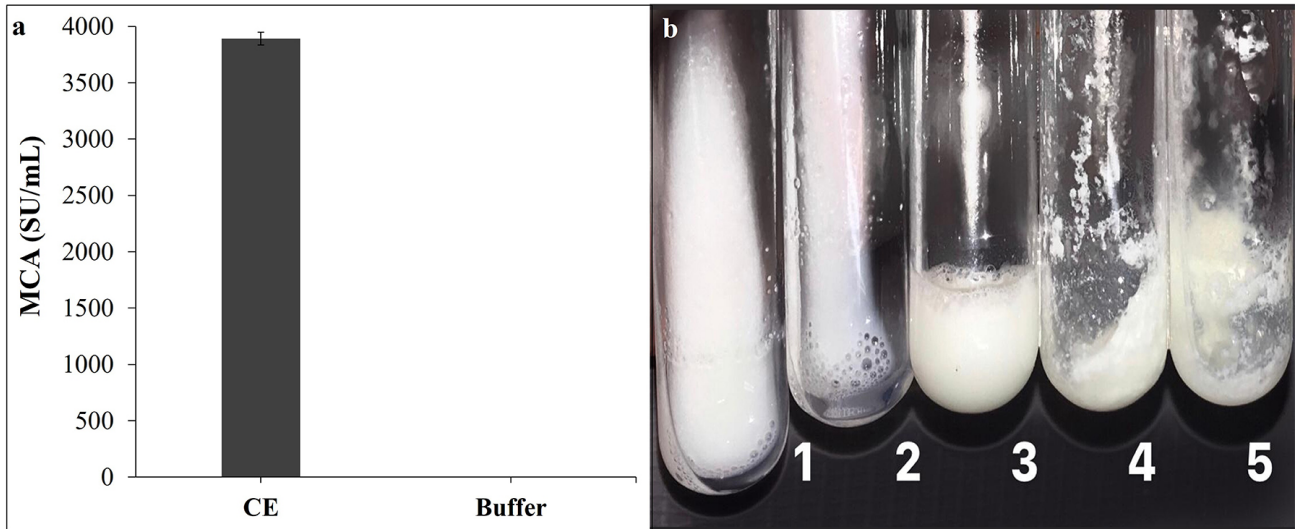


Figure 1. a. Evaluation of milk clotting activity by proteases present in noni seeds (*Morinda citrifolia* L.). The reaction took place using 100 μ L CE or buffer added to 10% skimmed milk powder in 10 mM calcium chloride buffer, pH 6.5 as substrate. Data are a mean of three independent experiments ratios of standard error to mean were 5% or less. b. Qualitative analysis of the presence of milk clotting proteases in noni seeds: Tube 1 and 2 - 10% skimmed milk powder containing 10 mM CaCl_2 incubated with extraction buffer, in the absence of EB; Tube 3-10% skim milk powder containing 10 mM CaCl_2 incubated with 10 μ L chymosin; Tubes 4 and 5: 10% skim milk powder containing 10 mM CaCl_2 incubated with 100 μ L CE.

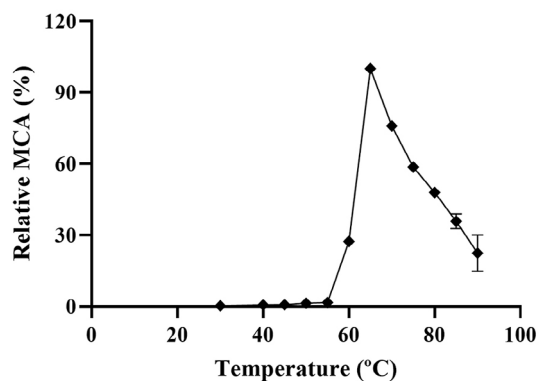


Figure 2. Effect of temperature variation on the milk clotting activity of noni seed proteases (*Morinda citrifolia* L.). Each point corresponds to the average of three independent experiments. Milk-clotting activity is reported as a % relative to the maximum observed at the different temperatures. Data are a mean of three independent experiments ratios of standard error to mean were 5% or less.

Author Contributions

Julyanne Dantas: Substantial contribution in the concept and design of the study; Contribution to data collection; Contribution to data analysis and interpretation; Contribution to manuscript preparation.

César Siqueira: Substantial contribution in the concept and design of the study; Contribution to data analysis and interpretation; Contribution to manuscript preparation; Contribution to critical revision, adding intellectual content.

Conflicts of interest

There is no conflict of interest.

Literature cited

- Abou Assi, R., Darwis, Y., Abdulbaqi, I.M., Khan, A.A., Vuanghao, L. & Laghari, M.H.** 2017. *Morinda citrifolia* (Noni): A comprehensive review on its industrial uses, pharmacological activities, and clinical trials. *Arabian Journal of Chemistry* 10(5): 691-707.
- Afsharnezhad, M., Shahangian, S.S. & Sariri, R.** 2019. A novel milk-clotting cysteine protease from *Ficus johannis*: Purification and characterization. *International Journal of Biological Macromolecules* 121: 173-182.
- Arima, K., Yu, J. & Iwasaki, S.** 1970. Milk-Clotting Enzyme from *Mucor pusillus* var. *Lindt*. *Methods in Enzymology* 19(C): 446-459.
- Arlene Arbita, A., Paul, N.A., Cox, J. & Zhao, J.** 2020. Extraction, Partial Purification and Characterization of Proteases from the Red Seaweed *Gracilaria edulis* with Similar Cleavage Sites on κ -Casein as Calf Rennet. *Food Chemistry*, 330.
- Bradford, M.M.** 1976. A Rapid and Sensitive Method for the Quantitation of Microgram Quantities of Protein Utilizing the Principle of Protein-Dye Binding. *Analytical Biochemistry* 72: 248-254.
- Bueno-Gavilá, E., Abellán, A., Bermejo, M.S., Salazar, E., Cayuela, J.M., Prieto-Merino, D. & Tejada, L.** 2020. Characterization of Proteolytic Activity of Artichoke (*Cynara scolymus* L.) Flower Extracts on Bovine Casein to Obtain Bioactive Peptides. *Animals* 10(5): 914-924.
- de Farias, V.A., da Rocha Lima, A.D., Santos Costa, A., de Freitas, C.D.T., da Silva Araújo, I.M., dos Santos Garruti, D., de Figueiredo, E.A.T. & de Oliveira, H.D.** 2020. Noni (*Morinda citrifolia* L.) fruit as a new source of milk-clotting cysteine proteases. *Food Research International* 127: 108689.
- Folgado, A., Pires, A.S., Figueiredo, A.C., Pimentel, C. & Abranches, R.** 2020. Toward alternative sources of milk coagulants for cheese manufacturing: establishment of hairy roots culture and protease characterization from *Cynara cardunculus* L. *Plant Cell Reports* 39(1): 89-100.
- Gagaoua, M., Hoggas, N. & Hafid, K.** 2015. Three phase partitioning of zingibain, a milk-clotting enzyme from *Zingiber officinale* Roscoe rhizomes. *International Journal of Biological Macromolecules* 73(1): 245-252.
- González-Velázquez, D.A., Mazorra-Manzano, M.A., Martínez-Porchas, M., Huerta-Ocampo, J.A., Vallejo-Córdoba, B., Mora-Cortes, W.G., Moreno-Hernández, J.M. & Ramírez-Suarez, J.C.** 2021. Exploring the Milk-Clotting and Proteolytic Activities in Different Tissues of *Vallesia glabra*: a New Source of Plant Proteolytic Enzymes. *Applied Biochemistry and Biotechnology* 193(2): 389-404.
- Hickey, M.** 2017. Legislation in Relation to Cheese. In *Cheese: Chemistry, Physics and Microbiology: Fourth Edition* Elsevier Inc. Vol. 1: 757-778.
- Jacob, M., Jaros, D. & Rohm, H.** 2011. Recent advances in milk clotting enzymes. *International Journal of Dairy Technology* 64(1): 14-33.
- Mazorra-Manzano, M.A., Moreno-Hernández, J.M., Ramírez-Suarez, J.C., Torres-Llanez, M. de J., González-Córdova, A.F. & Vallejo-Córdoba, B.** 2013. Sour orange *Citrus aurantium* L. flowers: A new vegetable source of milk-clotting proteases. *LWT - Food Science and Technology* 54(2): 325-330.
- Moreno-Hernández, J.M., Hernández-Mancillas, X.D., Navarrete, E.L.C., Mazorra-Manzano, M.Á., Osuna-Ruiz, I., Rodríguez-Tirado, V.A. & Salazar-Leyva, J.A.** 2017. Partial Characterization of the Proteolytic Properties of an Enzymatic Extract From "Aguama" *Bromelia pinguin* L. Fruit Grown in Mexico. *Applied Biochemistry and Biotechnology* 182(1): 181-196.
- Nasr, A.I.A.M., Mohamed Ahmed, I.A. & Hamid, O.I.A.** 2016. Characterization of partially purified milk-clotting enzyme from sunflower (*Helianthus annuus*) seeds. *Food Science and Nutrition* 4(5): 733-741.
- Roseiro, L.B., Barbosa, M., Ames, J.M. & Wilbey, R.A.** 2003. Review Cheesemaking with vegetable coagulants-the use of *Cynara L.* for the production of ovine milk cheeses. *International Journal of Dairy Technology* 56(2): 76-85.
- Sánchez-Muñoz, M., Valdez-Solana, M., Avitia-Domínguez, C., Ramírez-Baca, P., Candelas-Cadillo, M., Aguilera-Ortíz, M., Meza-Velázquez, J., Téllez-Valencia, A. & Sierra-Campos, E.** 2017. Utility of Milk Coagulant Enzyme of *Moringa oleifera* Seed in Cheese Production from Soy and Skim Milks. *Foods* 6(62).
- Shah, M.A., Mir, S.A. & Paray, M.A.** 2014. Plant proteases as milk-clotting enzymes in cheesemaking: A review. *Dairy Science and Technology* 94(1): 5-16.
- Shi, Y., Prabakusuma, A.S., Zhao, Q., Wang, X. & Huang, A.** 2019. Proteomic analysis of *Moringa oleifera* Lam. leaf extract provides insights into milk-clotting proteases. *LWT* 109: 289-295.
- Zikiou, A. & Zidoune, M.N.** 2018. Enzymatic extract from flowers of Algerian spontaneous *Cynara cardunculus*: Milk-clotting properties and use in the manufacture of a Camembert-type cheese. *International Journal of Dairy Technology* 71: 89-99.

Associate Editor: Nelson Augusto dos Santos Júnior

Received: 07/07/2021

Accepted: 18/07/2022

