

Antônio F. B. Almeida Prado

Member, ABCM

prado@dem.inpe.br

Instituto Nacional de Pesquisas Espaciais - INPE

Caixa Postal 515

12227-010 São José dos Campos, SP, Brazil

Orbital Maneuvers Between the Lagrangian Points and the Primaries in the Earth-Sun System

This paper is concerned with trajectories to transfer a spacecraft between the Lagrangian points of the Sun-Earth system and the primaries. The Lagrangian points have important applications in astronautics, since they are equilibrium points of the equation of motion and very good candidates to locate a satellite or a space station. The planar circular restricted three-body problem in two dimensions is used as the model for the Sun-Earth system, and Lemaître regularization is used to avoid singularities during the numerical integration required to solve the Lambert's three-body problem. The results show families of transfer orbits, parameterized by the transfer time.

Keywords: Astrodynamics, lagrangian points, orbital maneuvers, impulsive transfers

Introduction

The well-known Lagrangian points that appear in the planar restricted three-body problem (Szebehely, 1967) are very important for astronautical applications. They are five points of equilibrium in the equations of motion, what means that a particle located at one of those points with zero velocity will remain there indefinitely. Their locations are shown in Fig. 1. The collinear points (L_1 , L_2 and L_3) are always unstable and the triangular points (L_4 and L_5) are stable in the present case studied (Sun-Earth system). They are all very good points to locate a space-station, since they require a small amount of ΔV (and fuel) for station-keeping. The triangular points are specially good for this purpose, since they are stable equilibrium points.

In this paper, the planar restricted three-body problem is regularized (using Lemaître regularization) and combined with numerical integration and gradient methods to solve the two point boundary value problem (the Lambert's three-body problem). This combination is applied to the search of families of transfer orbits between the Lagrangian points and the primaries, in the Sun-Earth system, with the minimum possible energy. This paper is a continuation of two previous papers that studied transfers in the Earth-Moon system: Broucke (1979), that studied transfer orbits between the Lagrangian points and the Moon and Prado (1996), that studied transfer orbits between the Lagrangian points and the Earth.

The Planar Circular Restricted Three-Body Problem

The model used in all phases of this paper is the well-known planar circular restricted three-body problem. This model assumes that two main bodies (M_1 and M_2) are orbiting their common center of mass in circular Keplerian orbits and a third body (M_3), with negligible mass, is orbiting these two primaries. The motion of M_3 is supposed to stay in the plane of the motion of M_1 and M_2 and it is affected by both primaries, but it does not affect their motion (Szebehely, 1967). The canonical system of units is used, and it implies that: i) The unit of distance (l) is the distance between M_1 and M_2 ; ii) The angular velocity (ω) of the motion of M_1 and M_2 is assumed to be one; iii) The mass of the smaller primary (M_2) is given by $\mu = \frac{m_2}{m_1 + m_2}$ (where m_1 and m_2 are the real masses of M_1

and M_2 , respectively) and the mass of M_2 is $(1-\mu)$, so the total mass of the system is one; iv) The unit of time is defined such that the period of the motion of the primaries is 2π ; v) The gravitational constant is one. Table 1 shows the values for these parameters for the Sun(M_1)-Earth(M_2) system, that is the case considered in this paper.

Table 1. Canonical system of units.

Unit of distance	149,596,000 km
Unit of time	58.13 days
Unit of velocity	29.8 km/s

Then, the equations of motion are:

$$\begin{aligned} \ddot{x} - 2\dot{y} &= x - \frac{\partial V}{\partial x} = \frac{\partial \Omega}{\partial x} \\ \ddot{y} + 2\dot{x} &= y - \frac{\partial V}{\partial y} = \frac{\partial \Omega}{\partial y} \end{aligned} \quad (1)$$

where Ω is the pseudo-potential given by:

$$\Omega = \frac{1}{2}(x^2 + y^2) + \frac{(1-\mu)}{r_1} + \frac{\mu}{r_2} \quad (2)$$

This system of equations has no analytical solutions, and numerical integration is required to solve the problem. This system has an invariant called Jacobi integral. There are many ways to define the Jacobi integral (see Szebehely, 1967, pg. 449). In this paper the definition shown in Broucke (1979) is used. Under this version, the Jacobi integral is given by:

$$E = \frac{1}{2}(\dot{x}^2 + \dot{y}^2) - \Omega(x, y) = \text{Const} \quad (3)$$

The three-body problem has also two important properties:

1) The existence of five equilibrium points (called the Lagrangian points L_1 , L_2 , L_3 , L_4 and L_5 , as seen in Fig. 1), that are the points where $\frac{\partial \Omega}{\partial x} = \frac{\partial \Omega}{\partial y} = 0$. It corresponds to say that a particle in this point with zero initial velocity remains in its position indefinitely. The first three (L_1 , L_2 , L_3) are called collinear points (because they are in the "x" axis) and they are unstable for any value of μ . The last two (L_4 and L_5) are called triangular points (because they form an equilateral triangle with M_1 and M_2) and they are

stable for $\mu < 0.03852$, what means that they are stable in the present case (Sun-Earth), since $\mu = 0.0000030359$. Their locations and potential energy are shown in Table 2.

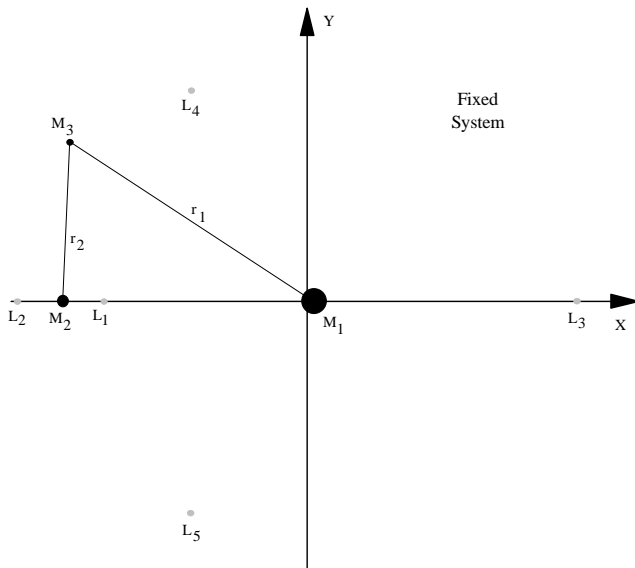


Figure 1. Geometry of the problem of three bodies.

Table 2. Position and potential energy of the five Lagrangian points.

	x	y	E_0
L1	-0.9899909	0	-1.5004485
L2	-1.0100702	0	-1.5001481
L3	1.0000013	0	-1.5000015
L4	-0.4999969	+0.8660254	-1.4999984
L5	-0.4999969	-0.8660254	-1.4999984

2) The curves of zero velocity, that are curves given by the expression:

$$E_0 = -\Omega(x, y) \tag{3}$$

that is the equivalent of equation (2) in the special case where $\dot{x} = \dot{y} = 0$. They are important, because they determine forbidden and allowed regions of motion for M_3 based in its initial conditions. More details about these and other properties of the three-body problem can be found in Szebehely (1967) and Broucke (1979).

Lamaître Regularization

The equations of motion given by Eqs. (1) are not suitable for numerical integration in trajectories passing near one of the primaries. The reason is that the positions of both primaries are singularities in the potential V (since r_1 or r_2 goes to zero, or near zero) and the accuracy of the numerical integration is affected every time this situation occurs. The solution for this problem is the use of regularization, that consists in a substitution of the variables for position (x-y) and time (t) by another set of variables (ω^1, ω^2, τ), such that the singularities are eliminated in these new variables. Several transformations with this goal are available in the literature (Szebehely, 1967, chapter 3), like Thiele-Burrau, Lamaître and Birkhoff. They are called "global regularization", to emphasize that both singularities are eliminated at the same time. The case where

only one singularity is eliminated at a time is called "local regularization". For the present research the Lamaître's regularization is used. To perform the transformation it is necessary first to define a new complex variable $q = q_1 + iq_2$ (i is the imaginary unit), with q_1 and q_2 given by:

$$q_1 = x + 1/2 - \mu, \quad q_2 = y \tag{4}$$

Now, in terms of q , the transformation involved in Lamaître regularization is given by:

$$q = f(\omega) = \frac{1}{4} \left(\omega^2 + \frac{1}{\omega^2} \right) \tag{5}$$

for the old variables for position (x-y) and:

$$\frac{\partial t}{\partial \tau} = |f'(\omega)|^2 = \frac{|\omega^4 - 1|^2}{4|\omega|^6} \tag{6}$$

where $f'(\omega)$ denotes $\frac{\partial f}{\partial \omega}$, for the time.

In the new variables the equation of motion of the system is:

$$\omega'' + 2i|f'(\omega)|^2 \omega' = \text{grad}_{\omega} \Omega^* \tag{5}$$

where $\omega = \omega_1 + i\omega_2$ is the new complex variable for positions, ω' and ω'' denotes first and second derivatives of ω with respect to the regularized time τ , $\text{grad}_{\omega} \Omega^*$ represents $\frac{\partial \Omega^*}{\partial \omega_1} + i \frac{\partial \Omega^*}{\partial \omega_2}$ and Ω^* is the transformed pseudo-potential given by:

$$\Omega^* = \left(\Omega - \frac{C}{2} \right) |f'(\omega)|^2 \tag{6}$$

where $C = \mu(1-\mu) - 2E$.

Equations (5) in complex variables can be separated in two second order equations in the real variables ω_1 and ω_2 and organized in the standard first order form, that is more suitable for numerical integration. The final form, after defining the regularized velocity components ω_3 and ω_4 as $\omega_1' = \omega_3$ and $\omega_2' = \omega_4$, is:

$$\begin{aligned} \omega_1' &= \omega_3 \\ \omega_2' &= \omega_4 \\ \omega_3' &= 2\omega_4 |f'(\omega)|^2 + \frac{\partial \Omega^*}{\partial \omega_1} \\ \omega_4' &= -2\omega_3 |f'(\omega)|^2 + \frac{\partial \Omega^*}{\partial \omega_2} \end{aligned} \tag{7}$$

Another necessary set of equations is the one to map velocity components from one set of variables to another. They are:

$$\begin{aligned} \dot{q}_1 &= \frac{f'(\omega)}{|f'(\omega)|^2} \omega_3 \\ \dot{q}_2 &= \frac{f'(\omega)}{|f'(\omega)|^2} \omega_4 \end{aligned} \tag{8}$$

The Mirror Image Theorem

The mirror image theorem (Miele, 1960) is an important and helpful property of the planar circular restricted three-body problem. It says that: "In the rotating coordinate system, for each trajectory defined by $x(t), y(t), \dot{x}(t), \dot{y}(t)$ that is found, there is a symmetric (in relation to the "x" axis) trajectory defined by $x(-t), -y(-t), -\dot{x}(-t), -\dot{y}(-t)$ ". The proof is omitted in this paper, but the reader can verify its veracity by substituting those two solutions in the equations of motion. With this property, there is no need to calculate the returning trajectories from the primaries to the Lagrangian points. For the collinear points, the symmetric of the trajectory that goes from the Lagrangian point to the Earth is the trajectory that goes from the Earth to the Lagrangian point. For the triangular points the situation is a little more complex, since these points are not in the "x" axis. The symmetric of the trajectory that goes from L_4 to the Earth is the trajectory that goes from the Earth to L_5 and the symmetric of the trajectory that goes from L_5 to the Earth is the trajectory that goes from the Earth to L_4 .

The Lambert's Three-Body Problem

The problem that is considered in the present paper is the problem of finding trajectories to travel between the Lagrangian points and the primaries. Since the rotating coordinate system is used and all the primaries and the Lagrangian points are in fixed known positions, this problem can be formulated as:

"Find an orbit (in the three-body problem context) that makes a spacecraft to leave a given point A and goes to another given point B". That is the famous TPBVP (two point boundary value problem). There are many orbits that satisfy this requirement, and the way used in this paper to find families of solutions is to specify a time of flight for the transfer. Then, the problem becomes the Lambert's three-body problem, that can be formulated as:

"Find an orbit (in the three-body problem context) that makes a spacecraft to leave a given point A and goes to another given point B, arriving there after a specified time of flight". Then, by varying the specified time of flight it is possible to find a whole family of transfer orbits and study them in terms of the ΔV required, energy, initial flight path angle, etc.

The Solution of the TPBVP

The restricted three-body problem is a problem with no analytical solutions, so numerical integration is the only possible approach to solve it. To solve the TPBVP in the regularized variables the following steps are used:

- i) Guess a initial velocity \vec{V}_i , so together with the initial prescribed position \vec{r}_i the complete initial state is known;
- ii) Guess a final regularized time τ_f and integrate the regularized equations of motion from $\tau_0 = 0$ until τ_f ;
- iii) Check the final position \vec{r}_f obtained from the numerical integration with the prescribed final position and the final real time with the specified time of flight. If there is an agreement (difference less than a specified error allowed) the solution is found and the process can stop here. If there is no agreement, an increment in the initial guessed velocity \vec{V}_i and in the guessed final regularized time is made and the process goes back to step i).

The method used to find the increment in the guessed variables is the standard gradient method, as described in reference 7. The routines available in this reference are also used in this research with minor modifications.

Numerical Results

The Lambert's three-body problem between the primaries and the Lagrangian points is solved for several values of the time of flight. Since the regularized system is used to solve this problem, there is no need to specify the final position of M_3 as lying in an primary's parking orbit (to avoid the singularity). Then, to make a comparison with previous papers (Broucke, 1979 and Prado, 1996) the primary's center is used as the final position for M_3 . The results are organized in plots of the energy (as given by Eq. 3) and the initial flight path angle in the rotating frame against the time of flight. The definition of the angle is such that the zero is in the "x" axis, (pointing to the positive direction) and it increases in the counter-clock-wise sense. Plots of the trajectory in the rotating system are also included. This problem, as well as the Lambert's original version, has two solutions for a given transfer time: one in the counter-clock-wise direction and one in the clock-wise direction in the inertial frame. In this paper, emphasis is given in finding the families with the smallest possible energy (and velocity at the Lagrangian points, as a consequence of Eq. 3), although many other families do exist.

Trajectories from L_1

In the nomenclature used in this paper, L_1 is the collinear Lagrangian point that exists between the Sun and the Earth. It is located about 1,496,867 km from the Earth. Figure 2 shows the results for the least expensive family of transfers to the Sun that was found in this research and Fig. 3 shows the transfers to the Earth. The local minimum for a transfer to the Sun occurs for a time of flight close to 64 days, requires an energy $E = -1.0101$ and has a initial flight path angle of 90 deg. In terms of velocity increment (ΔV) it means an impulse of 29.5 km/s (0.9903 canonical units) applied at L_1 . For a transfer to the Earth, the minimum occurs for a time of flight close to 35 days, requires an energy $E = -1.5004$ and has a initial flight path angle of 248 deg. In terms of velocity increment (ΔV) it means an impulse of 0.298 km/s (0.01 canonical units) applied at L_1 .

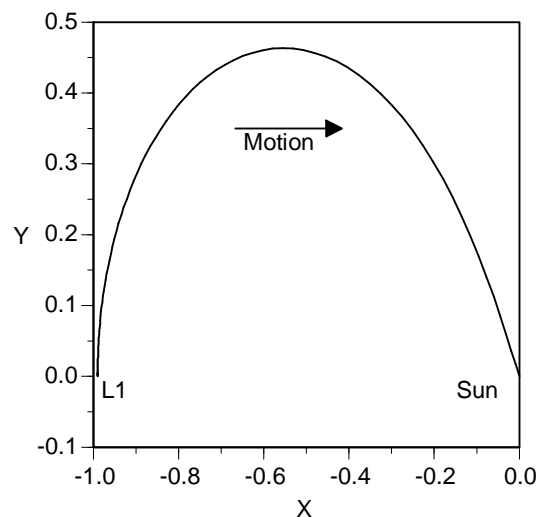


Figure 2. Transfers from L_1 to the Sun.

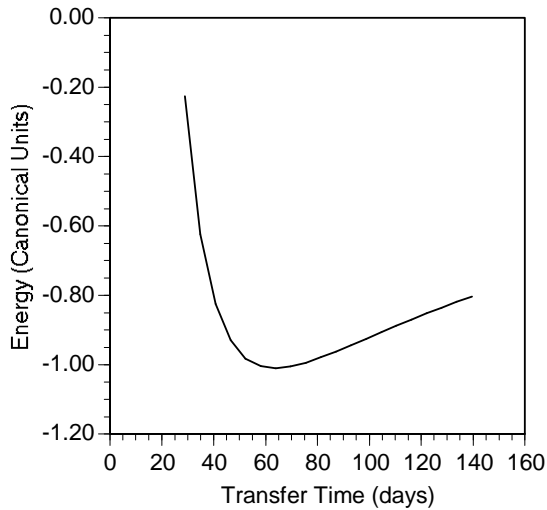


Figure 2. (Continued).

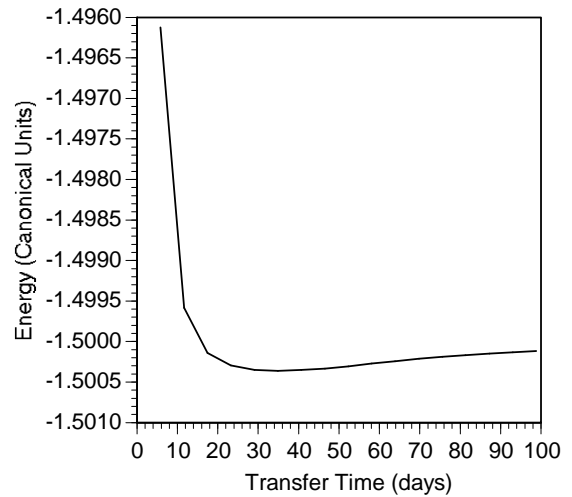


Figure 3. (Continued).

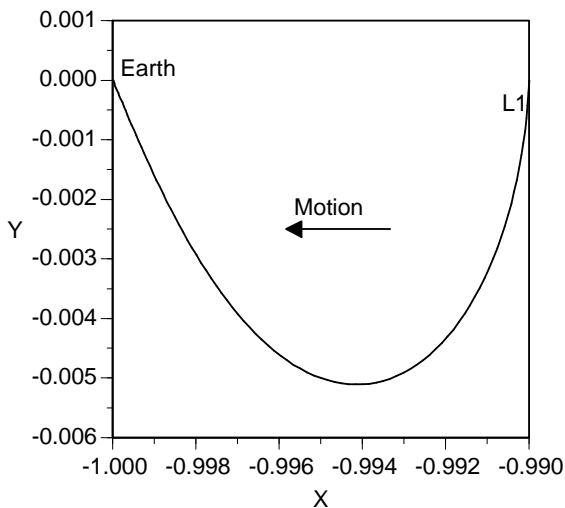
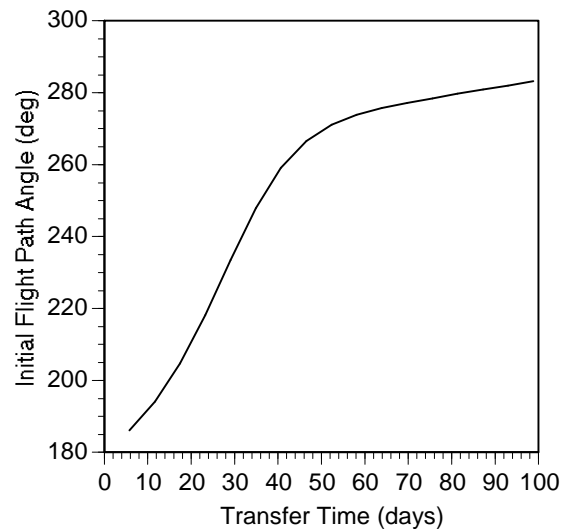
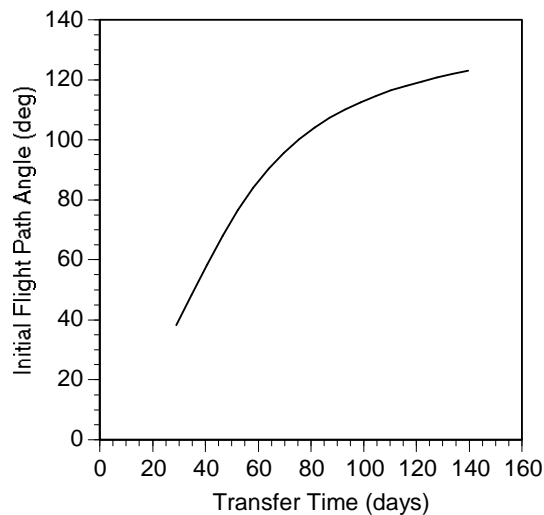


Figure 3. Transfers from L_1 to the Earth.

Trajectories from L_2

In the nomenclature used in this paper, L_2 is the collinear Lagrangian point that exists behind the Earth. It is located about 1,506,915 km from the Earth. Fig. 4 shows the results for the least expensive family of transfers to the Sun that was found in this research and Fig. 5 shows the transfers to the Earth. The local minimum for a transfer to the Sun occurs for a time of flight close to 64 days, requires an energy $E = -0.9896$ and has a initial flight path angle of 88 deg. In terms of velocity increment (ΔV) it means an impulse of 30.1 km/s (1.0104 canonical units) applied at L_1 . For a transfer to the Earth, the minimum occurs for a time of flight close to 35 days, requires an energy $E = -1.5004$ and has a initial flight path angle of 67 deg. In terms of velocity increment (ΔV) it means an impulse of m/s (canonical units) applied at L_1 .

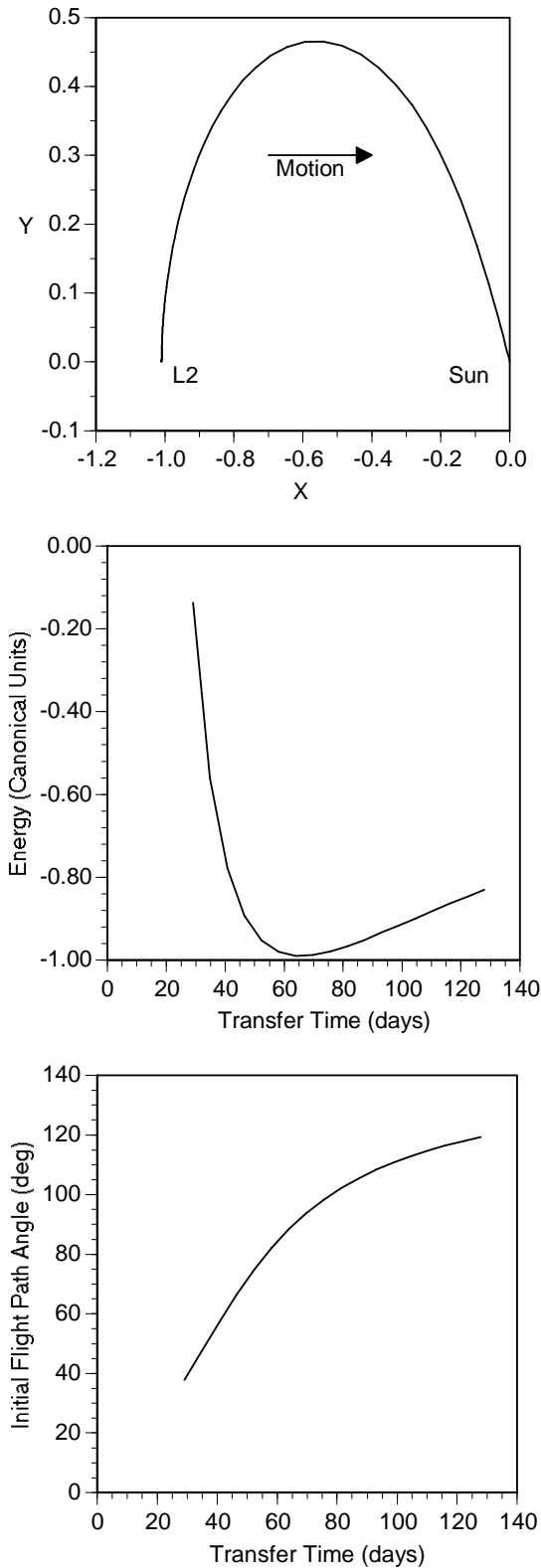


Figure 4. Transfers from L_2 to the Sun.

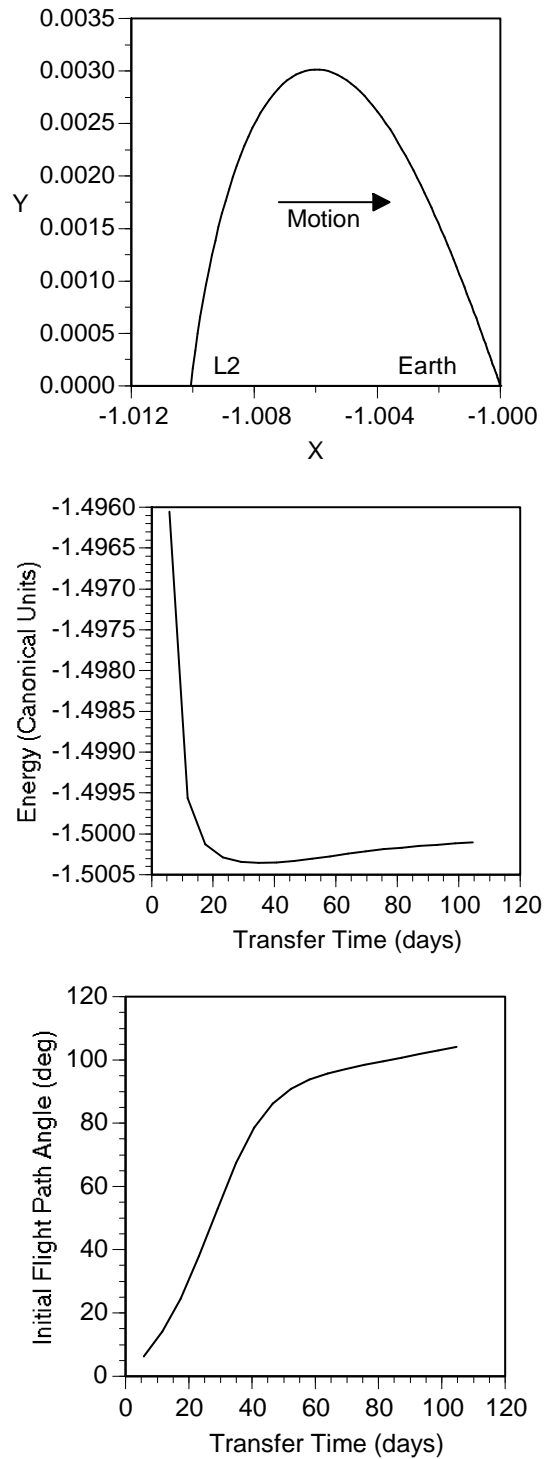


Figure 5. Transfers from L_2 to the Earth.

Trajectories from L_3

In the nomenclature used in this paper, L_3 is the collinear Lagrangian point that exists on the opposite side of the Sun (when compared to the position of the Earth). It is located about 149,595,740 km from the Sun, what means that it is almost at the same distance that the Earth is, but in the opposite direction. Figure 6 shows the results for the least expensive family of transfers to the Sun that was found in this research and Fig. 7 shows the transfers to

the Earth. The local minimum for a transfer to the Sun occurs for a time of flight close to 70 days, requires an energy $E = -0.9965$ and has a initial flight path angle of 275 deg. In terms of velocity increment (ΔV) it means an impulse of 29.9 km/s (1.0035 canonical units) applied at L_1 . For a transfer to the Earth, the minimum occurs for a time of flight close to 169 days, requires an energy $E = -1.4390$ and has a initial flight path angle of 253 deg. In terms of velocity increment (ΔV) it means an impulse of 10.4 km/s (0.3493 canonical units) applied at L_1 .

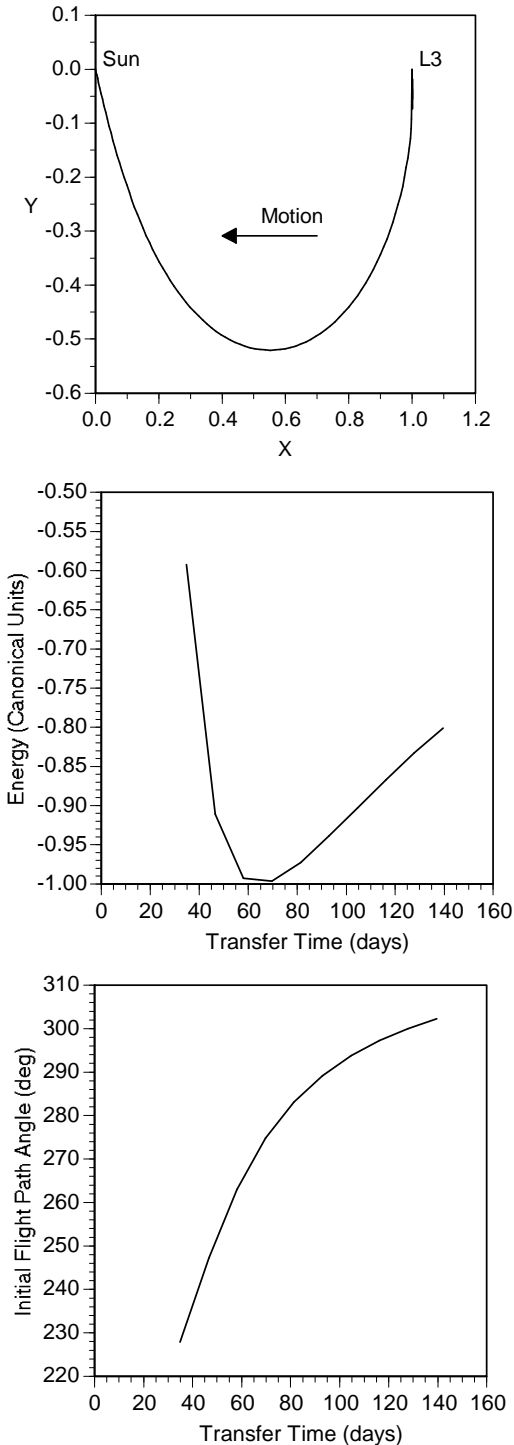


Figure 6. Transfers from L_3 to the Sun.

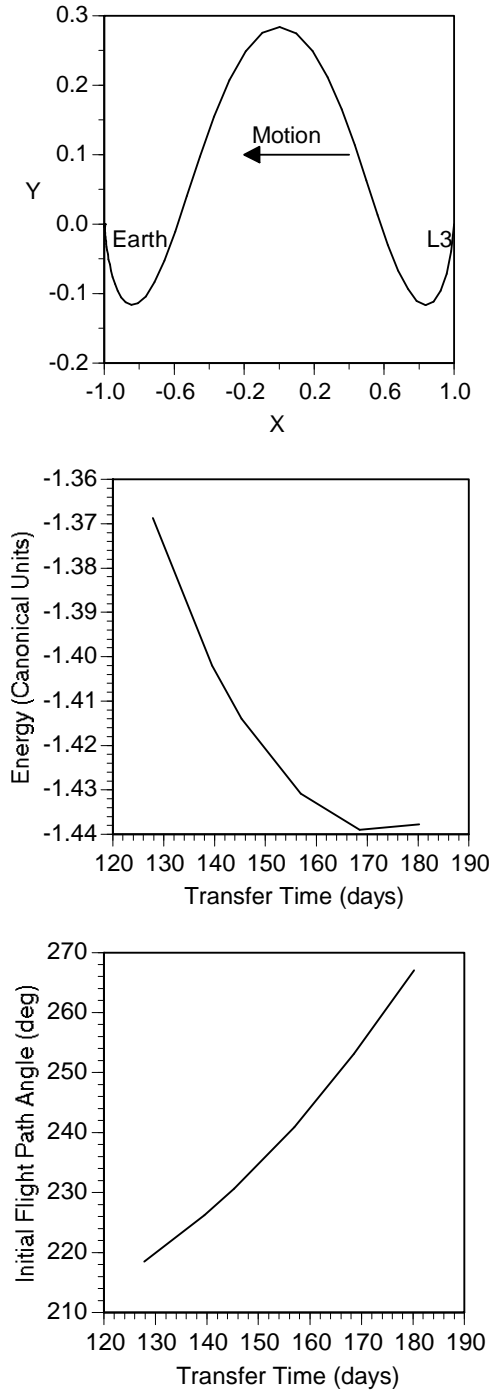


Figure 7. Transfers from L_3 to the Earth.

Trajectories from L_4

L_4 is one of the triangular Lagrangian points. Its location is the third vertex of the equilateral triangle formed with the Sun and the Earth, in the semi-plane of positive y . In the present case under study (Sun-Earth system) it is a stable equilibrium point. It is a very important point, because it is an excellent location for a space station. Its stability property makes the fuel required for station-keeping almost zero. Figure 8 shows the results for the least expensive family of transfers to the Sun that was found in this research and Fig. 9 shows the transfers to the Earth. The local

minimum for a transfer to the Sun occurs for a time of flight close to 64 days, requires an energy $E = -0.9999$ and has a initial flight path angle of 29 deg. In terms of velocity increment (ΔV) it means an impulse of 29.8 km/s (1.0001 canonical units) applied at L_1 . For a transfer to the Earth, the minimum occurs for a time of flight close to 174 days, requires an energy $E = -1.4790$ and has a initial flight path angle of 313 deg. In terms of velocity increment (ΔV) it means an impulse of 6.1 km/s (0.2049 canonical units) applied at L_1 .

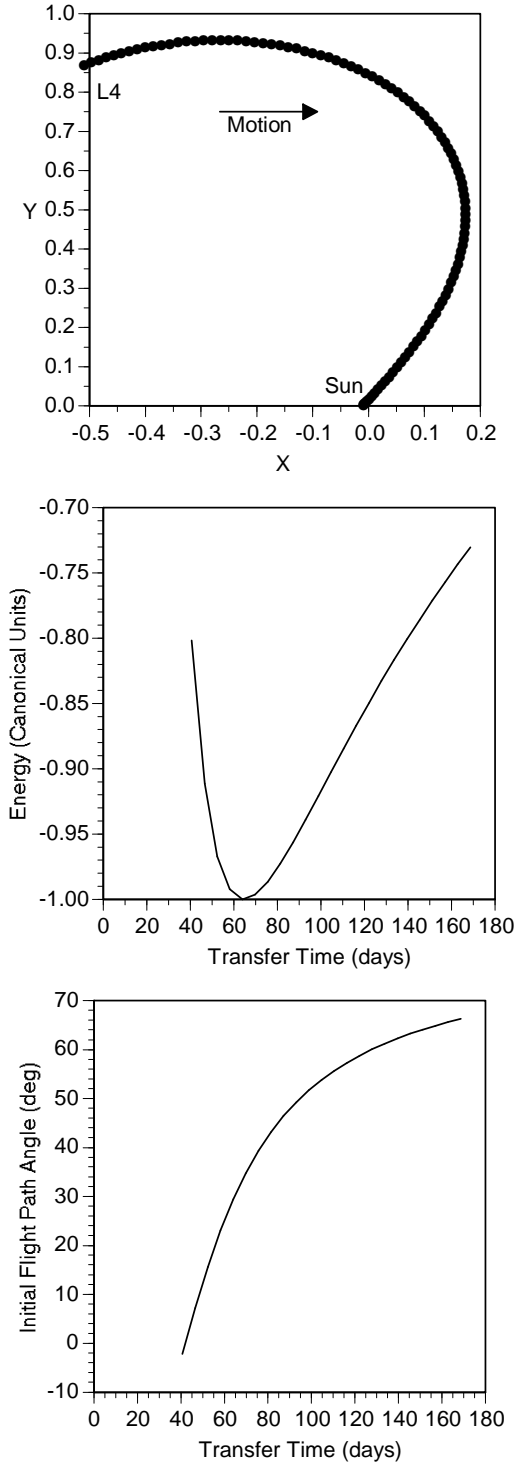


Figure 8. Transfers from L_4 to the Sun.

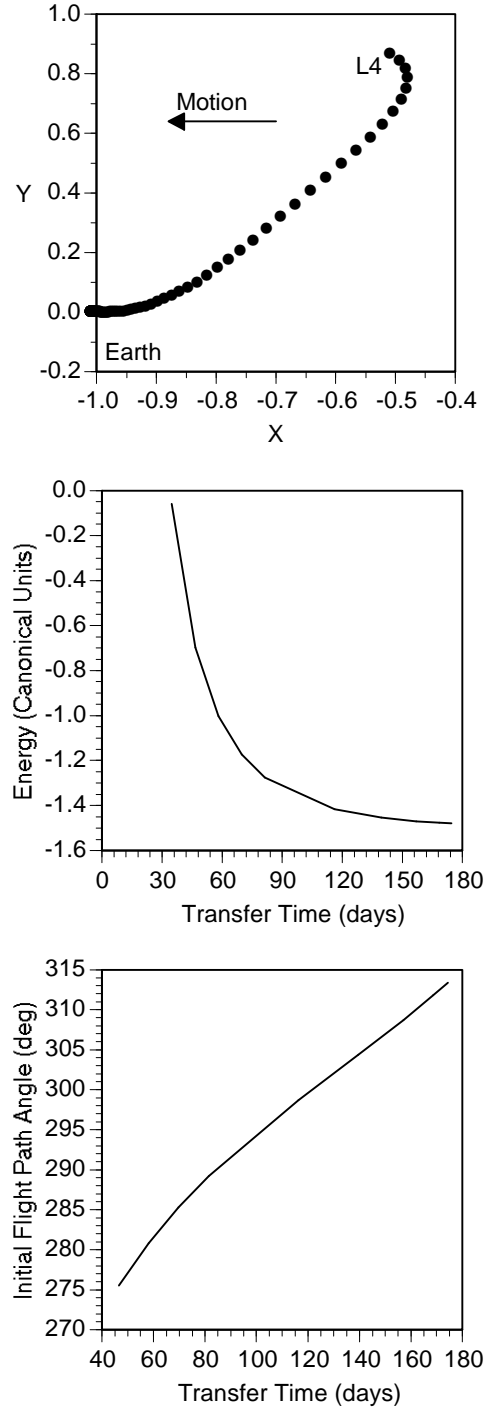


Figure 9. Transfers from L_4 to the Earth.

Trajectories from L_5

L_5 is the other triangular Lagrangian point. Its location is the point symmetric to L_4 (in relation to the "x" axis), the third vertex of the equilateral triangle formed with the Earth and the Moon, in the semi-plane of negative y. It is also stable and a very important point, for the same reasons that L_4 is an important point. Figure 10 shows the results for the least expensive family of transfers to the Sun that was found in this research and Fig. 11 shows the transfers to the Earth. The local minimum for a transfer to the Sun occurs for

a time of flight close to 64 days, requires an energy $E = -0.9999$ and has a initial flight path angle of 149 deg. In terms of velocity increment (ΔV) it means an impulse of 29.8 km/s (1.0001 canonical units) applied at L_1 . For a transfer to the Earth, the minimum occurs for a time of flight close to 291 days, requires an energy $E = -1.4910$ and has a initial flight path angle of 252.40 deg. In terms of velocity increment (ΔV) it means an impulse of 4.0 km/s (0.1342 canonical units) applied at L_1 .

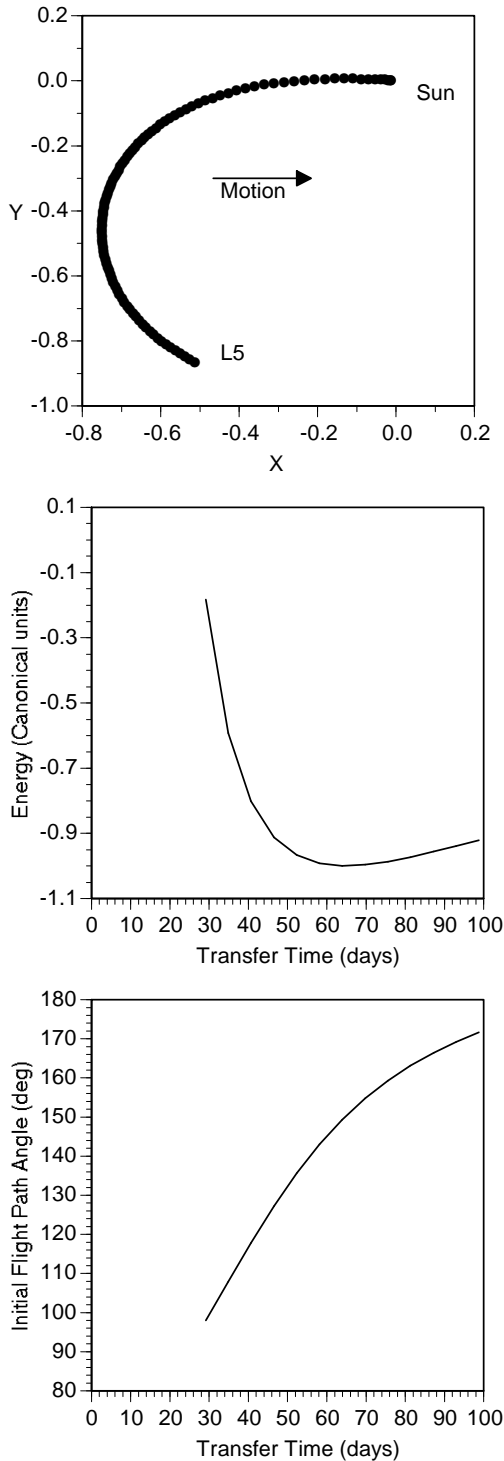


Figure 10. Transfers from L_5 to the Sun.

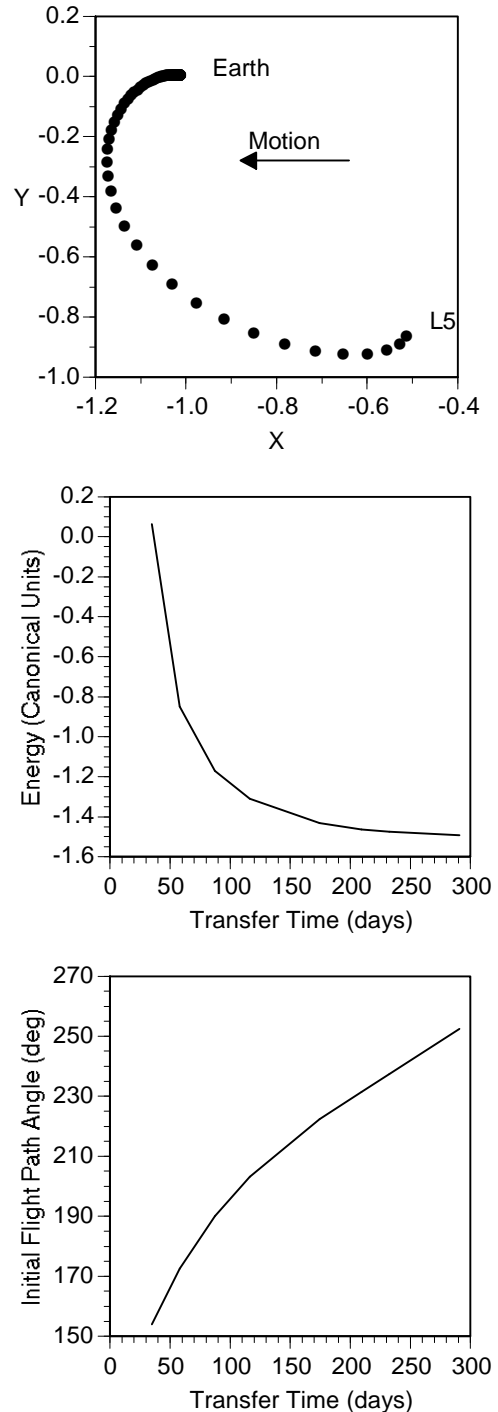


Figure 11. Transfers from L_5 to the Earth.

Comparison with Transfers in the Earth-Moon

A quickly verification of the results available here and to Broucke (1979) and Prado (1996) shows that it is much more expensive (in terms of energy and ΔV) to go to the Sun from the Lagrangian points than to go to the Earth. For all points considered here there is a family of small ΔV transfers to the Earth and those families were not found in the case of transfers to the Sun. The explanation is that the Sun, the Earth and the Lagrangian points are fixed in the rotating system, but they are not fixed in the Sideral

(fixed) system. In the sidereal system, all bodies and points are rotating with unit angular velocity and it means that their linear velocity is equal to their distance from the center of the system. The Earth and the Lagrangian points have distances from the center of the system in the same order of magnitude (the approximate values are: Earth = 0.9999969, $L_1 = 0.9899909$, $L_2 = 1.0100702$, $L_3 = 1.0000013$, $L_4 = L_5 = 0.9999984$), so their linear velocities are similar and a small ΔV is enough to cause an approximation and the rendezvous desired.

However, the Sun has a very small distance from the center (0.0000030359), and in consequence a very small linear velocity. As seen from the Sun, in the fixed coordinate system, to transfer a satellite from one of the Lagrangian points (or the Earth) to the Sun is equivalent to transfer a satellite from a high (about 1,500,000 km) circular orbit with a transverse velocity near 29.8 km/s (the circular velocity for this altitude) to the Sun. The best way to do it is to apply a ΔV of about 29.8 km/s in the opposite direction of the motion to reduce the velocity to a value in the order of magnitude of the velocity required by a Hohmann-type transfer (not the same value, because this is not a two-body problem, since the Moon is still acting in the system). The order of magnitude of this velocity is near zero, considering a two body Hohmann type transfer from the Lagrangian point to the center of the Earth. This means that a ΔV in the order of magnitude of 29.8 km/s is always required for those transfers, and there is no hope to reduce it by a large amount.

Conclusions

In this paper, the Lemaître regularization is applied to the planar restricted three-body problem to solve the Lambert's three-body problem (TPBVP) and it gives families of transfer orbits between

the primaries and all the five Lagrangian points that exist in the Sun-Earth system.

Families of transfer orbits with small residual velocities at the Lagrangian points were not found in this case, although they do exist in the case of transfers to the Moon. In particular, it means that the transfer with the absolute minimum ΔV between the Earth and the Moon passing by L_1 was not found.

Acknowledgments

This work was funded by FAPESP (São Paulo State Foundation Research Fund) under the Grant 2000/14769-4 and CNPq (National Council for Scientific and Technological Development) under the Grant 1995/9290-1.

References

- Broucke, R. 1979, "Traveling Between the Lagrange Points and the Moon", *Journal of Guidance and Control*, Vol. 2, n° 4, July-Aug. pp. 257-263.
- Farquhar, R. W. 1969, "Future Missions for Libration-point Satellites", *Astronautics and Aeronautics*, May.
- Miele, A. 1960, "Theorem of Image Trajectories in the Earth-Moon Space", 11th International Astronautical Congress, Stockholm, Sweden, Aug. *Astronautica Acta*, pp. 225-232.
- Prado, A.F.B.A. 1969, "Traveling Between the Lagrangian Points and the Earth". *Acta Astronautica*, Vol. 39, no. 7, October, pp. 483-486.
- Press, W. H.; Flannery, B. P.; Teukolsky, S. A. and Vetterling, W. T. 1989, "Numerical Recipes", Cambridge University Press, New York.
- Szebehely, V. 1967, "Theory of Orbits", Academic Press, New York.