

Nitrogen availability, water-filled pore space, and N₂O-N fluxes after biochar application and nitrogen fertilization

Márcia Thaís de Melo Carvalho⁽¹⁾, Beáta Eموke Madari⁽¹⁾, Lammert Bastiaans⁽²⁾,
Pepijn Adrianus Johannes van Oort⁽³⁾, Wesley Gabriel de Oliveira Leal⁽¹⁾,
Diego Mendes de Souza⁽¹⁾, Roberto Carlos dos Santos⁽¹⁾, Iva Matsushige⁽¹⁾,
Aline de Holanda Nunes Maia⁽⁴⁾, Alexandre Bryan Heinemann⁽¹⁾ and Holger Meinke⁽⁵⁾

⁽¹⁾Embrapa Arroz e Feijão, Rodovia GO-462, Km 12, Fazenda Capivara, Zona Rural, Caixa Postal 179, CEP 75375-000 Santo Antônio de Goiás, GO, Brazil. E-mail: marcia.carvalho@embrapa.br, beata.madari@embrapa.br, wesley.leal@embrapa.br, diego.souza@embrapa.br, roberto.carlos@embrapa.br, iva.matsushige@embrapa.br, alexandre.heinemann@embrapa.br ⁽²⁾Wageningen University, Centre for Crop Systems Analysis, Postal Box 430, 6700 AK Wageningen, Netherlands. E-mail: lammert.bastiaans@wur.nl ⁽³⁾AfricaRice Benin Station, 01 B.P. 2031, Cotonou, Benin. E-mail: pepijn.vanoort@wur.nl ⁽⁴⁾Embrapa Meio Ambiente, Rodovia SP-340, Km 127,5, Tanquinho Velho, Caixa Postal 69, CEP 13820-000 Jaguariúna, SP, Brazil. E-mail: aline.maia@embrapa.br ⁽⁵⁾University of Tasmania, Tasmanian Institute of Agriculture, Private Bag 98, Hobart TAS 7001, Tasmania, Australia. E-mail: holger.meinke@utas.edu.au

Abstract – The objective of this work was to investigate the impact of the application of wood biochar, combined with N fertilizations, on N₂O-N fluxes, nitrogen availability, and water-filled pore space (WFPS) of a clayey Oxisol under rice (wet season) and common bean (dry season) succession. Manual static chambers were used to quantify N₂O-N fluxes from soil immediately after a single application of wood biochar (32 Mg ha⁻¹) and after four crop seasons with N applications (90 kg ha⁻¹ N). Soil ammonium (N-NH₄⁺) and nitrate (N-NO₃⁻) availability, as well as WFPS, was measured together with N₂O-N fluxes. There was no interaction between biochar and N fertilization regarding N₂O-N fluxes in any of the four seasons monitored, although these fluxes were clearly enhanced by N applications. At 1.5 and 2.5 years after biochar application, the WFPS decreased. In addition, in the seasons characterized by low WFPS, N₂O-N fluxes and soil N-NO₃⁻ and N-NH₄⁺ availability were enhanced after N applications. Long-term experiments in the field are important to quantify the impacts of biochar on N₂O-N fluxes and to determine the dynamics of these fluxes on soil-related variables.

Index terms: cropping systems, gas fluxes, greenhouse gases, nitrate and ammonium, soil amendment, soil porosity.

Disponibilidade de nitrogênio, espaço poroso preenchido por água e fluxos de N₂O-N após aplicação de biochar e fertilização nitrogenada

Resumo – O objetivo deste trabalho foi investigar o impacto da aplicação de biochar de madeira, combinada com fertilizações nitrogenadas, nos fluxos de N₂O-N, na disponibilidade de nitrogênio e no espaço poroso preenchido por água (EPPA), em um Latossolo argiloso sob sucessão com arroz (época chuvosa) e feijão (época seca). Câmaras estáticas manuais foram utilizadas para quantificar os fluxos de N₂O-N no solo logo após uma única aplicação de biochar (32 Mg ha⁻¹) e após quatro épocas de cultivo com aplicações de N (90 kg ha⁻¹ de N). A disponibilidade de amônio (N-NH₄⁺) e de nitrato (N-NO₃⁻) no solo, bem como o EPPA, foi medida juntamente com os fluxos de N₂O-N. Não houve interação entre biochar e fertilização nitrogenada quanto aos fluxos de N₂O-N, em nenhuma das quatro épocas monitoradas, apesar de esses fluxos terem aumentado com as aplicações de N. Aos 1,5 e 2,5 anos após a aplicação do biochar, o EPPA diminuiu. Além disso, nas épocas caracterizadas por reduzido EPPA, os fluxos de N₂O-N e a disponibilidade de N-NO₃⁻ e N-NH₄⁺ no solo aumentaram após as aplicações de N. Experimentos em campo de longa duração são importantes para quantificar o impacto do uso de biochar sobre os fluxos de N₂O-N e para determinar a dinâmica desses fluxos sobre as variáveis relacionadas ao solo.

Termos para indexação: sistemas de cultivo, fluxo de gases, gases de efeito estufa, nitrato e amônio, condicionador de solo, porosidade do solo.

Introduction

Biochar is the charred by-product of biomass pyrolysis (Sohi et al., 2010). Wood biochars are generally

alkaline and rich in micropores, characteristics that, in theory, can contribute to increase ammonium absorption and soil water retention, enhancing their availability to plants and lowering potential nitrous

oxide (N₂O) emissions from cropping systems (Clough & Condron, 2010). N₂O is a powerful greenhouse gas with a global warming potential nearly 310 times higher than that of carbon dioxide (CO₂). It is also an important component of gas emissions coming from agricultural lands, accounting for around 14% of the total anthropogenic CO₂-equivalent emitted globally (Bernstein et al., 2007). The N₂O from agricultural fields is primarily a direct consequence of mineral and organic fertilization. In Brazil, agricultural fields are the source of 88% of the total anthropogenic N₂O (Brasil, 2013).

Although a number of studies have shown that biochar can reduce N₂O emissions (Lehmann et al., 2006; Spokas et al., 2009; Atkinson, 2010; Cayuela et al., 2010; Sohi et al., 2010; Zhang et al., 2010), others have not confirmed this effect (Karhu et al., 2011; Scheer et al., 2011). In a recent meta-analysis, Cayuela et al. (2013) found that biochar reduces, on average, 54% of soil N₂O emissions; however, of the 30 studies analyzed by these authors, only 5 were field trials (Scheer et al., 2011; Taghizadeh-Toosi et al., 2011; Liu et al., 2012; Zhang et al., 2012a, 2012b). In short-term studies under pasture conditions, for example, Scheer et al. (2011) observed no effect of biochar application, whereas Taghizadeh-Toosi et al. (2011) found that it decreased N₂O-N fluxes. In a two-year field trial on a Chinese rice paddy system, Liu et al. (2012) and Zhang et al. (2012a) reported a decrease in N₂O-N fluxes when N fertilization was combined with biochar amendment. Conversely, in another two-year field trial, Verhoeven & Six (2014) found no effect of biochar in reducing N₂O-N fluxes from a commercial wine grape vineyard. Clearly, the effects of biochar and of its combination with N fertilization on N₂O emissions, in field studies, are the result of complex interactions and need to be more thoroughly explored. Furthermore, the assessment of soil-related variables, such as soil nitrate and ammonium availability, as well as of the water-filled pore space, are fundamental to elucidate the origin of N₂O-N fluxes in a cropping system.

Mukherjee & Lal (2014) reported contradictory results for laboratory and field observations, calling for a more careful extrapolation of laboratory data to field conditions. In this context, temporal dynamics of N₂O emissions are of particular relevance for biochar studies. Cayuela et al. (2013) also showed that reductions in N₂O emission are directly proportional to

the amount of biochar applied. It should be noted that, very often, the amount of biochar applied in laboratory studies is much higher than what is feasible under field conditions. For example, in an incubation experiment, Spokas et al. (2009) only found a significant decrease in N₂O emissions with a biochar amendment rate higher than 20% (w/w), which is improbable under field conditions. Therefore, the over-presence of laboratory studies and the lack of long-term field studies on the effects of realistic biochar rates on N₂O emissions is a problem. In the present study, a by-product of charcoal production from a timber plantation was tested as a soil amendment for cropping systems. This type of biochar is potentially available in large quantities in the Cerrado (Brazilian savanna) region, but its value for agriculture is still unclear.

The objective of this work was to investigate the impact of the application of wood biochar, combined with N fertilizations, on N₂O-N fluxes, nitrogen availability, and water-filled pore space of a clayey Oxisol under rice (wet season) and common bean (dry season) succession.

Materials and Methods

The field trial was established in June 9, 2009, on a clayey Rhodic Oxisol, at the Capivara farm, belonging to Embrapa Arroz e Feijão, located in the municipality of Santo Antônio de Goiás, in the state of Goiás, in the Central West region of Brazil (16°29'17"S, 49°17'57"W). The trial was conducted under center-pivot irrigation. Since 2001, the area had been cultivated under no-tillage with an intercrop between corn (*Zea mays* L.) and forage [*Urochloa ruziziensis* (R.Germ. & C.M.Evrard) Morrone & Zuloaga] throughout the wet season, from November to March, followed by irrigated common bean (*Phaseolus vulgaris* L.) during the dry season, from June to August. Immediately after the establishment of the field trial, irrigated common bean was cultivated as the first crop throughout the dry season, followed by rice (*Oryza sativa* L.) during the wet season.

For the establishment of the field trial, the soil was ploughed twice to a depth of 20 cm in order to incorporate crop residues. Biochar was milled to pass through a 2-mm sieve, broadcasted manually over the soil surface, and incorporated to a 10–15-cm soil depth using a harrow. Chemical properties of the biochar and

the experimental design are presented in Carvalho et al. (2013a). The evaluated treatment was the effect of the biochar rate of 32 Mg ha⁻¹, with or without the application of 90 kg ha⁻¹ N, on N₂O-N fluxes and on soil-related variables, at four cropping seasons (S) after biochar application: from June 16 to September 21, 2009; from November 3 to February 22, 2010; from November 8 to February 21, 2011; and from November 28 to March 19, 2012. These seasons were equivalent to the periods: S0.0, immediately after biochar application to the soil; and S0.5, S1.5, and S2.5, after 0.5, 1.5, and 2.5 years from the application, respectively. At sowing, all plots received the same rate of P₂O₅-K₂O (kg ha⁻¹) according to the demand of each cropping system, as follows: 15–20 in S0.0, 120–60 in S0.5, 60–30 in S1.5, and 30–30 in S2.5. Mineral N (urea) was divided into two or three applications, at sowing and around crop flowering. In S0.0, 5 and 85 kg ha⁻¹ N were applied at sowing and 30 days after sowing (DAS), respectively. In S0.5, 45 kg ha⁻¹ N were applied at sowing and then at 40 DAS. In S1.5, 45 kg ha⁻¹ N were applied at sowing and 22.5 kg ha⁻¹ N at 30 and 50 DAS. Finally, in S2.5, 36 kg ha⁻¹ N were applied at sowing and 27 kg ha⁻¹ N at 30 and 50 DAS.

Along the dry season, in S0.0, 10 mm of water were applied at every three days throughout the growing season, from June 17 to September 9, 2009, resulting in a total amount of ~573 mm of water supplied via irrigation and rainfall (316 and 257 mm, respectively). During the wet season, irrigation was applied only after more than six days of dry weather, in order to avoid crop failure. In S0.5, the amount of irrigation was 78 mm, with a total amount of water of ~966 mm supplied via irrigation and rainfall. In S1.5 the total amount of water supplied via irrigation and rainfall was of ~1,040 mm, whereas, in S2.5, it was of ~1,022 mm.

Measurements of N₂O-N fluxes were taken in 16 plots using manual static chambers. One static chamber per plot was used in S0.0 and S0.5, and two static chambers per plot in S1.5 and S2.5. The manual static chamber consisted of a metal base (0.38-m width x 0.58-m length) covering a soil area of 0.22 m² and of a plastic cap (0.1-m height) fixed on the metal base, similar to the chambers used by Carvalho et al. (2013b). In S2.5, the plastic covers were substituted by metal ones with the same dimensions previously described. The cover was always protected with an

insulation foil in order to keep temperature inside the chamber as stable as possible at the sampling moment. When closed, the chamber had 19.8-L volume. Fluxes were measured weekly, in three to six consecutive DAS and N fertilization events. Gas samples were taken between 9:00 and 11:00 a.m., as recommended by Alves et al. (2012). Gases accumulated in the static chamber in 30 min were collected using a manual vacuum pump. Gas samples were then analyzed via gas chromatography with an electron capture detector (ECD), model Auto system XL GC (PerkinElmer do Brasil Ltda., São Paulo, SP, Brazil) calibrated with certified N₂O standards of 350 and 1,000 ppb (White Martins Gases Industriais Ltda., Brasília, DF, Brazil). The air temperature was measured simultaneously with N₂O-N flux sampling. Fluxes of N₂O-N (μg m² per hour) were calculated according to Rochette et al. (2004).

Soil moisture and ammonium (N-NH₄⁺) and nitrate (N-NO₃⁻) concentrations were determined from 100-g soil samples, collected within the 0–10-cm soil depth, simultaneously with N₂O-N sampling. Around 10 g of soil were weighed before and after drying for 24 hours at 105°C. The water-filled pore space (WFPS) was calculated by considering the soil moisture (g g⁻¹) at the moment of N₂O-N sampling, soil bulk density (g cm⁻³), and mineral particle density (g cm⁻³). Mineral particle density (2.53 g cm⁻³) was determined once, prior to the establishment of the field trial. Soil bulk density was obtained for each plot at every growing season and was calculated from the soil dry matter mass of undisturbed samples collected with a metal ring of known volume. The WFPS was determined according to Paul & Clark (1996). The available ammonium and nitrate were extracted from soil samples by shaking 20 g of soil with 60 mL of 1 mol L⁻¹ KCl, for 60 min, according to Mulvaney (1996). Extraction was followed by determination through flow injection analysis (Ocean Optics, Inc., Dunedin, FL, USA); the final result was given in mg L⁻¹. To estimate mineral N (mg kg⁻¹), soil moisture at the moment of sampling was taken into account.

The effect of N fertilization, biochar application, and their interaction on N₂O-N fluxes and on soil-related variables (N-NH₄⁺, N-NO₃⁻, and WFPS) was assessed using linear mixed modelling. The averaged fluxes for the pre-established periods within each season, for three to six consecutive days after N fertilizations –

fertilization 1, at sowing, and fertilizations 2 and 3, at the top dressings performed around flowering – were compared through contrasts. The plot was considered as a random effect, in order to account for the correlations among measurements taken in the same plot during the cropping seasons and periods after N fertilization, which characterizes a data set of repeated measures. The analysis for each cropping season was performed separately. The model applied to analyze the data is described as: $y_{ijk} = \mu + N_i + Char_j + N_i \times Char_j + u_{ijk} + e_{ijk}$, in which μ is the overall mean; y_{ijk} is the observation of the response variable y corresponding to the i -th level of N fertilization ($i = 0, 90 \text{ kg ha}^{-1} \text{ N}$) and to the j -th level of biochar amendment ($j = 0, 32 \text{ Mg ha}^{-1}$) of replicate k ($k = 1, 2, 3, 4$); N_i is the effect of the i -th N level; $Char_j$ is the effect of the j -th biochar level; $N_i \times Char_j$ is the interaction effect between the i -th N level and the j -th biochar level; $u_{ijk} \sim N(0, \Sigma)$ is the random effect to account for potential correlations among repeated measurements taken within the same plot ($ijk = 1, \dots, 16$); and $e_{ijk} \sim N(0, \sigma^2)$ is the random error associated with each observation y_{ij} .

Whenever the F-tests indicated significant interaction effects, at 5% probability, the F-tests for biochar effects were performed within N treatments. However, significant effects were not found for the interaction; therefore, only F-tests for the main effects

were presented. Correlations between measured fluxes and soil-related variables within each season were determined with Pearson's correlation coefficient. Analyses were performed using the linear mixed model procedure (Proc Mixed) and the correlation procedure (Proc Corr) of the SAS software (SAS Institute Inc., Cary, NC, USA).

Results and Discussion

The $\text{N}_2\text{O-N}$ fluxes and soil-related variables were not significantly affected by the interaction between biochar and N fertilizer, in any of the monitored crop seasons (Table 1). The most significant effects on $\text{N}_2\text{O-N}$ fluxes and soil-related variables were due to N application. In general, N application significantly enhanced $\text{N}_2\text{O-N}$ fluxes, except in the S0.0 and S1.5 (Figure 1) seasons. Soil N-NH_4^+ and N-NO_3^- availability increased significantly with N application, in most of the cropping seasons, except in S0.0, when only soil N-NO_3^- availability was significantly increased by N fertilization (Figure 2).

The WFPS was around 50–70% in S0.0 and around 50–60% in S0.5 (Figure 3). In S1.5, the WFPS was around 60–80%, being significantly reduced by N application or increased by biochar amendment; however, when considering the entire season, the

Table 1. F-test p-values for the effects of N fertilization, of biochar application, and of their interaction on $\text{N}_2\text{O-N}$ fluxes and on soil-related variables of a clayey Oxisol, along four cropping seasons, in the Cerrado (Brazilian savanna) region⁽¹⁾.

Source of variation	Fertilization 1				Fertilization 2				Fertilization 3				Season			
	$\text{N}_2\text{O-N}$	N-NH_4^+	N-NO_3^-	WFPS	$\text{N}_2\text{O-N}$	N-NH_4^+	N-NO_3^-	WFPS	$\text{N}_2\text{O-N}$	N-NH_4^+	N-NO_3^-	WFPS	$\text{N}_2\text{O-N}$	N-NH_4^+	N-NO_3^-	WFPS
S0.0																
N fertilization	0.9087	0.2479	0.5963	0.1727	0.6394	0.4300	0.0046	0.2565	nd	nd	nd	nd	0.4605	0.2075	0.0081	0.9362
Biochar	0.5813	0.3273	0.3088	0.4835	0.4383	0.2726	0.5798	0.9048	nd	nd	nd	nd	0.7876	0.8772	0.4548	0.5487
Interaction	0.6425	0.9343	0.8552	0.6426	0.7083	0.5769	0.4076	0.2565	nd	nd	nd	nd	0.1159	0.6985	0.5054	0.3153
S0.5																
N fertilization	0.4773	0.0007	0.0170	0.5552	0.0218	0.0044	<0.0001	0.7477	nd	nd	nd	nd	0.0408	<0.0001	0.0001	0.2685
Biochar	0.9592	0.8899	0.8990	0.8186	0.2008	0.6315	0.6908	0.6043	nd	nd	nd	nd	0.4012	0.7191	0.8314	0.4633
Interaction	0.3916	0.7724	0.6937	0.9235	0.7540	0.8237	0.6167	0.7477	nd	nd	nd	nd	0.3256	0.8515	0.5461	0.9359
S1.5																
N fertilization	0.4767	<0.0001	<0.0001	0.0030	0.1329	<0.0001	<0.0001	0.0004	0.1741	0.0015	<0.0001	<0.0001	0.0791	<0.0001	<0.0001	<0.0001
Biochar	0.9015	0.8901	0.8644	0.2843	0.7048	0.4220	0.2983	0.0301	0.5419	0.4708	0.1138	0.0004	0.0804	0.1898	0.6637	<0.0001
Interaction	0.3073	0.9461	0.5452	0.9862	0.5959	0.5081	0.7271	0.3881	0.8376	0.4844	0.1748	0.1131	0.5707	0.5212	0.6818	0.5093
S2.5																
N fertilization	0.0031	<0.0001	<0.0001	0.0007	0.0024	0.0020	<0.0001	<0.0001	0.2201	<0.0001	<0.0001	0.0006	0.0024	<0.0001	<0.0001	<0.0001
Biochar	0.9555	0.2117	0.0829	0.0004	0.4029	0.4343	0.3147	<0.0001	0.6484	0.8876	0.5078	0.0003	0.9767	0.1898	0.6637	<0.0001
Interaction	0.3044	0.4318	0.2056	0.4364	0.9297	0.9153	0.1218	0.8887	0.7271	0.9285	0.7994	0.9018	0.3098	0.5212	0.6818	0.5093

⁽¹⁾ $\text{N}_2\text{O-N}$, nitrous oxide fluxes ($\mu\text{g m}^{-2}$ per hour); N-NH_4^+ , available soil ammonium (mg kg^{-1}); N-NO_3^- , available soil nitrate (mg kg^{-1}); WFPS, soil water-filled pore space (%); S0.0, immediately after biochar application; S0.5, after 0.5 year from the application; S1.5, after 1.5 year; and S2.5, after 2.5 years. nd, not determined.

WFPS was significantly reduced by both biochar and N applications. Finally, in S2.5, the WFPS was around 50–70%, significantly lower in the treatments with N application. The inherent field capacity of a clayey Oxisol in the Cerrado region is around 40% of the WFPS (Andrade & Stone, 2011). The positive correlation between N₂O-N fluxes and the WFPS in N application treatments in S1.5 ($R^2 = 0.23$, $p \leq 0.011$) and, to a lesser extent, in S0.0 ($R^2 = 0.27$, $p \leq 0.099$), indicates that the WFPS is a relevant soil variable related to N₂O emission. Additionally, due to the highest WFPS observed in S1.5 (around 80%) and to the continuous pivot irrigation in S0.0, denitrification was probably

the dominant process of N transformations in these specific seasons.

The WFPS in S1.5 was up to two times higher than the inherent field capacity of the evaluated Oxisol. Under these conditions, mostly anaerobic, the N lost to the atmosphere due to mineral N fertilization is likely to occur through N₂, resulting in a reduced probability to detect N₂O-N fluxes. As observed in the present study, no effect of the N fertilizer on N₂O-N fluxes was detected in S1.5. Furthermore, in a well-structured Oxisol, aggregation favors aeration but can also create permanent anaerobic hot spots intra-aggregate, where the reduction of N₂O into N₂ can occur, as shown by Leffelaar (1986). The formation of these hot spots can

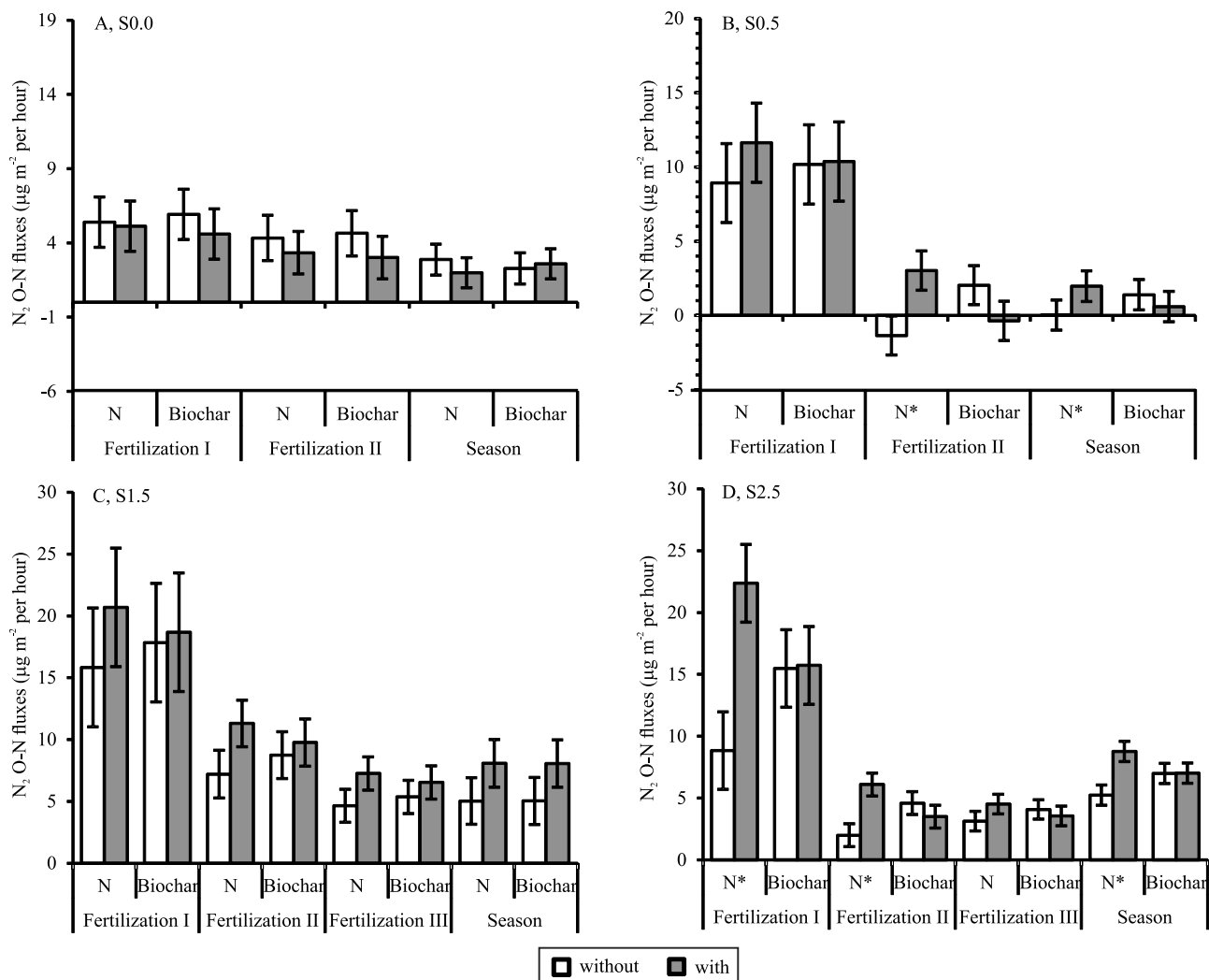


Figure 1. N₂O-N fluxes of a clayey Oxisol treated or not with 32 Mg ha⁻¹ biochar and 90 kg ha⁻¹ N (N), along three to six consecutive days after N fertilizations (Fertilization 1, at sowing; and Fertilizations 2 and 3, around flowering) and along the entire cropping season (Season), in the Cerrado (Brazilian savanna) region. A, immediately after biochar application (S0.0); and after B, 0.5 (S0.5); C, 1.5 (S1.5); and D, 2.5 (S2.5) years. Columns represent averaged fluxes, and error bars represent the standard error (n=4). *Significant effects of N and Char treatments, as in Table 1.

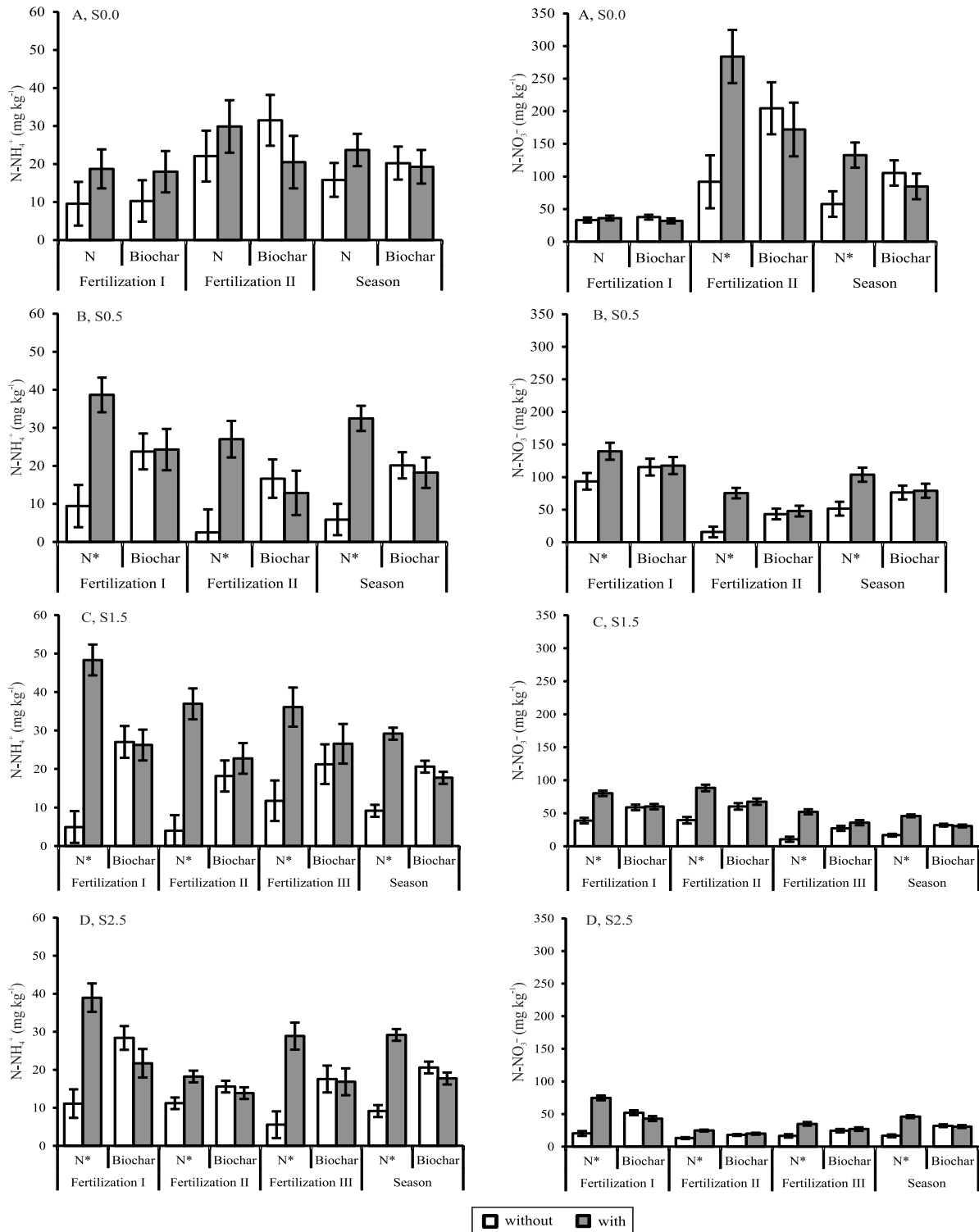


Figure 2. Soil ammonium (N-NH₄⁺) and nitrate (N-NO₃⁻) availability of a clayey Oxisol treated or not with 32 Mg ha⁻¹ biochar and 90 kg ha⁻¹ N (N), along three to six consecutive days after N fertilizations (Fertilization 1, at sowing; and Fertilizations 2 and 3, around flowering) and along the entire cropping season (Season), in the Cerrado (Brazilian savanna) region. A, immediately after biochar application (S0.0); and after B, 0.5 (S0.5); C, 1.5 (S1.5); and D, 2.5 (S2.5) years. Columns represent averaged fluxes, and error bars represent the standard error (n=4). *Significant effects of N and Char treatments, as in Table 1.

explain the lack of a significant effect of N application on N₂O-N fluxes in S0.0, which was conducted under intermittent pivot irrigation. Moreover, if soil pH increases immediately after the application of biochar, as reported by Carvalho et al. (2013a), then the activity of denitrifiers was favored in S0.0, regardless of N fertilization. In the presence of biochar, denitrifiers can increase the reduction of N₂O into N₂, as reported by Taghizadeh-Toosi et al. (2011) and Mukherjee et al. (2014).

The lowest magnitude of the WFPS over the seasons was observed in S0.5 (Figure 3). Moreover, in S2.5, the WFPS was significantly lower and the N₂O-N fluxes were positively correlated with soil N-NO₃⁻ availability, in the treatments with N application (Table 2). Only in S2.5, were the N₂O-N fluxes in the treatments without biochar positively correlated with N-NH₄⁺ availability ($R^2 = 0.15$, $p \leq 0.08$). It should be highlighted that N-NH₄⁺ is an important substrate for

the nitrification process in the soil. Apart from the higher soil mineral N availability due to N application (Figure 2), the obtained results indicate that the enhancement of N₂O-N fluxes is probably attributed to the predominant aerobic-soil conditions. Contrary to what was observed in the S0.0 and S1.5 seasons, in S0.5 and S2.5 increased nitrification processes are most likely the main causes for significant N₂O emissions in the treatments with N application.

Regarding treatments with biochar amendment, soil N-NO₃⁻ was the soil-related variable that positively correlated with N₂O-N fluxes, in all three rainfed cropping seasons – S0.5 ($R^2 = 0.53$, $p \leq 0.0001$), S1.5 ($R^2 = 0.31$, $p \leq 0.0005$), and S2.5 ($R^2 = 0.35$, $p \leq 0.0001$) – and, to a lesser extent, in the irrigated season – S0.0 ($R^2 = 0.30$, $p \leq 0.07$) (Table 2). The strongest Pearson's correlation coefficient was observed in S0.5, when the WFPS was relatively the lowest over all seasons. In addition, biochar significantly reduced the WFPS in

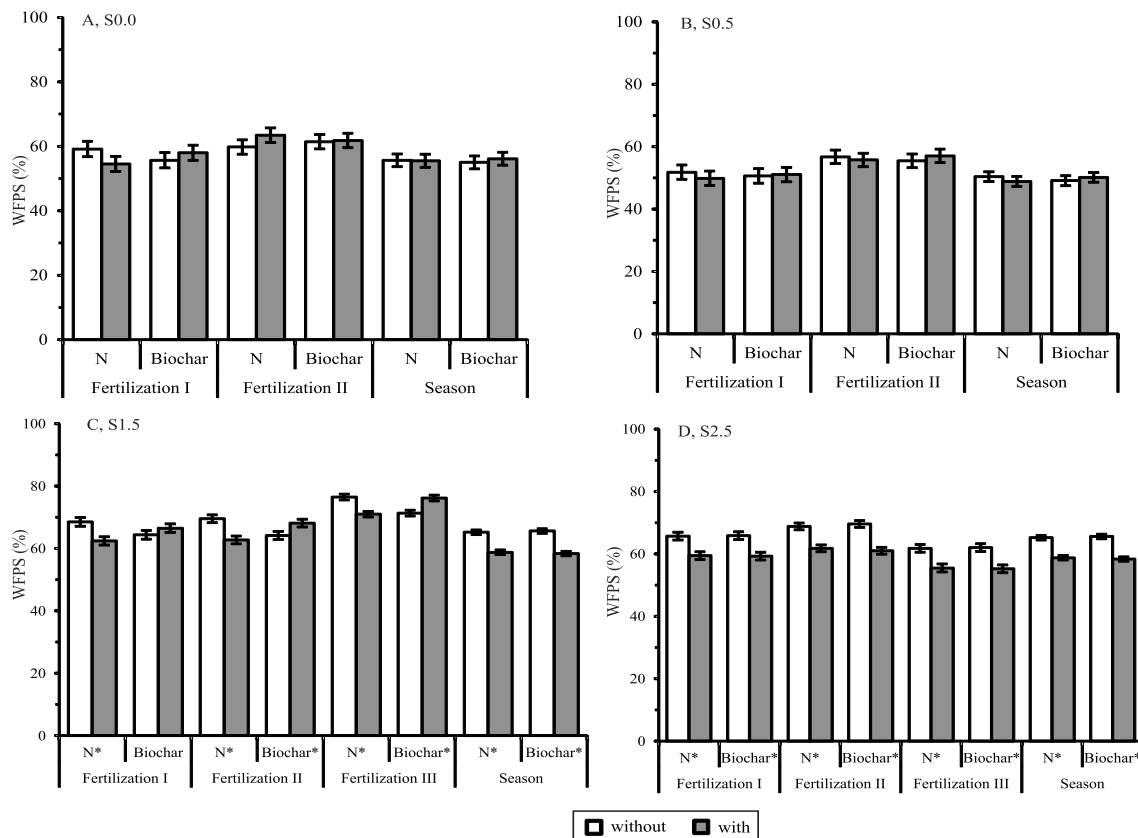


Figure 3. Soil water-filled pore space (WFPS) of a clayey Oxisol treated or not with 32 Mg ha⁻¹ biochar and 90 kg ha⁻¹ N (N), along three to six consecutive days after N fertilizations (Fertilization 1, at sowing; and Fertilizations 2 and 3, around flowering) and along the entire cropping season (Season), in the Cerrado (Brazilian savanna) region. A, immediately after biochar application (S0.0); and after B, 0.5 (S0.5); C, 1.5 (S1.5); and D, 2.5 (S2.5) years. Columns represent averaged fluxes, and error bars represent the standard error (n=4). *Significant effects of N and Char treatments, as in Table 1.

Table 2. Pearson's correlation coefficients for the relation between N₂O-N fluxes and soil-related variables of a clayey Oxisol treated or not with 32 Mg ha⁻¹ biochar and 90 kg ha⁻¹ N, along four cropping seasons, in the Cerrado (Brazilian savanna) region⁽¹⁾.

Biochar	S0.0			S0.5			S1.5			S2.5		
	N-NH ₄ ⁺	N-NO ₃ ⁻	WFPS	N-NH ₄ ⁺	N-NO ₃ ⁻	WFPS	N-NH ₄ ⁺	N-NO ₃ ⁻	WFPS	N-NH ₄ ⁺	N-NO ₃ ⁻	WFPS
N Fertilization												
Without	-0.12	-0.13	0.16	0.05	0.33*	-0.18	-0.23*	0.10	0.15	0.04	-0.01	0.24**
With	0.23	0.04	0.27	0.02	0.18	-0.21	0.14	0.26*	0.23*	0.09	0.26**	0.12
Biochar application												
Without	-0.06	-0.15	0.21	0.06	0.09	-0.18	0.13	0.14	0.18	0.20*	0.23**	0.14
With	0.28	0.02	0.30	0.18	0.53**	-0.24	0.14	0.31**	0.10	0.15	0.35**	0.01
Observations	40 ≥ n ≥ 30			48 ≥ n ≥ 29			120 ≥ n ≥ 109			136 ≥ n ≥ 129		

⁽¹⁾S0.0, immediately after biochar application; S0.5, after 0.5 year from the application; S1.5, after 1.5 year; and S2.5, after 2.5 years. * and **Significant by the t-test at 5 and 1% probability, respectively.

S1.5 and S2.5 (Figure 3). In soils where nitrification is the main pathway for N₂O production, such as under aerobic conditions, the presence of biochar can even intensify the process of nitrification, as shown by Sánchez-García et al. (2014).

The use of biochar amendment, however, had no significant effect on N₂O-N fluxes from N fertilizer, under the conditions in the present study. Similarly, Verhoeven & Six (2014) found no reduction in N₂O emission in a sandy clay loam soil treated with 10 Mg ha⁻¹ walnut shell and pine chip biochar, in a cropping system under Mediterranean climate. According to these authors, pine chip biochar enhanced N₂O-N fluxes when compared with the treatment with no amendment, during the two growing seasons after biochar application. This result differs from that obtained by Zhang et al. (2012a), who found a reduction of around 51–56% in N₂O-N fluxes from a typical Chinese rice paddy soil. This reduction was observed in the first and second cropping seasons, on a 39% clayey soil, after the application of 40 Mg ha⁻¹ wheat straw biochar together with 300 kg ha⁻¹ N, in comparison with the application of N fertilization alone. A reduction in N₂O emission from the N fertilizer applied with wheat straw biochar in rice paddy systems was also reported by Liu et al. (2012). This effect is probably related to an increase in soil aeration due to a decrease in soil bulk density with biochar amendment.

The results obtained in the present study show that, regardless of biochar amendment, N fertilization was the major factor associated with N₂O-N fluxes in the cropping system. These findings differ from those of Liu et al. (2014), who observed a decrease in N₂O

emission when 300 kg ha⁻¹ N fertilizer were combined with 40 Mg ha⁻¹ wheat straw biochar, in a five-year irrigated maize-wheat cropping system on a Chinese calcareous soil.

Conclusions

1. Wood biochar amendment (1.6% w/w) does not interact with N fertilization and does not affect N₂O-N fluxes, up to 2.5 years after its application on a clayey Oxisol in the Cerrado (Brazilian savanna) region, under aerobic conditions.
2. Mineral N application enhances N₂O-N fluxes, as well as soil N-NH₄⁺ and N-NO₃⁻ availability, especially during seasons characterized by lower water-filled pore space (WFPS).
3. Long-term studies in the field are important to quantify the impacts of biochar on N₂O-N fluxes and to determine the dynamics of these fluxes on soil-related variables, such as WFPS.

Acknowledgments

To Empresa Brasileira de Pesquisa Agropecuária (Embrapa, project No. 03100109), to Conselho Nacional de Pesquisa e Desenvolvimento (CNPq) and to the Climate Food and Farming Research Network (CLIFF) launched by Climate Change, Agriculture and Food Security (CCAFS), for financial support; and to Marcio, Ailton, Romildo, and Erick, for the establishment and maintenance of the field trial.

References

- ALVES, B.J.R.; SMITH, K.A.; FLORES, R.A.; CARDOSO, A.S.; OLIVEIRA, W.R.D.; JANTALIA, C.P.; URQUIAGA, S.; BODDEY, R.M. Selection of the most suitable sampling time for static chambers for the estimation of daily mean N₂O flux from soils. **Soil Biology and Biochemistry**, v.46, p.129-135, 2012. DOI: 10.1016/j.soilbio.2011.11.022.
- ANDRADE, R. da S.; STONE, L.F. Estimativa da umidade na capacidade de campo em solos sob Cerrado. **Revista Brasileira de Engenharia Agrícola e Ambiental**, v.15, p.111-116, 2011. DOI: 10.1590/S1415-43662011000200001.
- ATKINSON, C.J.; FITZGERALD, J.D.; HIPPS, N.A. Potential mechanisms for achieving agricultural benefits from biochar application to temperate soils: a review. **Plant and Soil**, v.337, p.1-18, 2010. DOI: 10.1007/s11104-010-0464-5.
- BERNSTEIN, L.; BOSCH, P.; CANZIANI, O.; CHEN, Z.; CHRIST, R.; DAVIDSON, O.; HARE, W.; HUO, S.; KAROLY, D.; KATSOV, V.; KUNDZEWICZ, Z.; LIU, J.; LOHMANN, U.; MANNING, M.; MATSUNO, T.; MENNE, B.; METZ, B.; MIRZA, M.; NICHOLLS, N.; NURSE, L.; PACHAURI, R.; PALUTIKOF, J.; PARRY, M.; QIN, D.; RAVINDRANATH, N.; REISINGER, A.; REN, J.; RIAHI, K.; ROSENZWEIG, C.; RUSTICUCCI, M.; SCHNEIDER, S.; SOKONA, Y.; SOLOMON, S.; STOTT, P.; STOUFFER, R.; SUGIYAMA, T.; SWART, R.; TIRPAK, D.; VOGEL, C.; YOHE, G.; PACHAURI, R.K.; REISINGER, A. (Ed.). **Climate Change 2007: synthesis report**. Geneva: IPCC, 2007. 104p. Contribution of Working Groups I, II and III to the Fourth Assessment Report of the Intergovernmental Panel on Climate Change. Available at: <http://www.ipcc.ch/publications_and_data/ar4/syr/en/contents.html>. Accessed on: June 21 2011.
- BRASIL. Ministério da Ciência, Tecnologia e Inovação. **Estimativas anuais de emissões de gases de efeito estufa no Brasil**. Brasília, 2013. Available at: <<http://www.mct.gov.br/index.php/content/view/347281.html>>. Accessed on: Oct. 1 2014.
- CARVALHO, M.T. de M.; MADARI, B.E.; BASTIAANS, L.; OORT, P.A.J. van; HEINEMANN, A.B.; SILVA, M.A.S. da; MAIA, A. de H.N.; MEINKE, H. Biochar improves fertility of a clay soil in the Brazilian Savannah: short term effects and impact on rice yield. **Journal of Agriculture and Rural Development in the Tropics and Subtropics**, v.114, p.101-107, 2013a.
- CARVALHO, M.T. de M.; MADARI, B.E.; LEAL, W.G. de O.; COSTA, A.R. da; MACHADO, P.L.O. de A.; SILVEIRA, P.M. da; MOREIRA, J.A.A.; HEINEMANN, A.B. Nitrogen fluxes from irrigated common-bean as affected by mulching and mineral fertilization. **Pesquisa Agropecuária Brasileira**, v.48, p.478-486, 2013b. DOI: 10.1590/S0100-204X2013000500003.
- CAYUELA, M.L.; OENEMA, O.; KUIKMAN, P.J.; BAKKER, R.R.; GROENIGEN, J.W. van. Bioenergy by-products as soil amendments? Implications for carbon sequestration and greenhouse gas emissions. **Global Change Biology Bioenergy**, v.2, p.201-213, 2010. DOI: 10.1111/j.1757-1707.2010.01055.x.
- CAYUELA, M.L.; ZWIETEN, L. van; SINGH, B.P.; JEFFERY, S.; ROIG, A.; SÁNCHEZ-MONEDERO, M.A. Biochar's role in mitigating soil nitrous oxide emissions: a review and meta-analysis. **Agriculture, Ecosystems and Environment**, v.191, p.5-16, 2013. DOI: 10.1016/j.agee.2013.10.009.
- CLOUGH, T.J.; CONDRON, L.M. Biochar and the nitrogen cycle: introduction. **Journal of Environmental Quality**, v.39, p.1218-1223, 2010. DOI: 10.2134/jeq2010.0204.
- KARHU, K.; MATTILA, T.; BERGSTRÖM, I.; REGINA, K. Biochar addition to agricultural soil increased CH₄ uptake and water holding capacity – results from a short-term pilot field study. **Agriculture, Ecosystems and Environment**, v.140, p.309-313, 2011. DOI: 10.1016/j.agee.2010.12.005.
- LEFFELAAR, P.A. Dynamics of partial anaerobiosis, denitrification, and water in a soil aggregate experimental. **Soil Science**, v.42, p.352-366, 1986. DOI: 10.1097/00010694-198612000-00004.
- LEHMANN, J.; GAUNT, J.; RONDON, M. Bio-char sequestration in terrestrial ecosystems: a review. **Mitigation and Adaptation Strategies for Global Change**, v.11, p.403-427, 2006. DOI: 10.1007/s11027-005-9006-5.
- LIU, X.; QU, J.; LI, L.; ZHANG, A.; JUFENG, Z.; ZHENG, J.; PAN, G. Can biochar amendment be an ecological engineering technology to depress N₂O emission in rice paddies? – A cross site field experiment from South China. **Ecological Engineering**, v.42, p.168-173, 2012. DOI: 10.1016/j.ecoleng.2012.01.016.
- LIU, X.; YE, Y.; LIU, Y.; ZHANG, A.; ZHANG, X.; LI, L.; PAN, G.; KIBUE, G.W.; ZHENG, J.; ZHENG, J. Sustainable biochar effects for low carbon crop production: a 5-crop season field experiment on a low fertility soil from Central China. **Agricultural Systems**, v.129, p.22-29, 2014. DOI: 10.1016/j.agsy.2014.05.008.
- MUKHERJEE, A.; LAL, R. The biochar dilemma. **Soil Research**, v.52, p.217-230, 2014. DOI: 10.1071/SR13359.
- MUKHERJEE, A.; LAL, R.; ZIMMERMAN, A.R. Effects of biochar and other amendments on the physical properties and greenhouse gas emissions of an artificially degraded soil. **Science of the Total Environment**, v.487, p.26-36, 2014. DOI: 10.1016/j.scitotenv.2014.03.141.
- MULVANEY, R.L. Nitrogen: inorganic forms. In: SPARKS, D.L.; PAGE, A.L.; HELMKE, P.A.; LOEPPERT, R.H.; SOLTANPOUR, P.N.; TABATABAI, M.A.; JOHNSTON, C.T.; SUMNER, M.E. (Ed.). **Methods of soil analysis: part 3: chemical methods**. Madison: Soil Science Society of America: American Society of Agronomy, 1996. p.1162-1171.
- PAUL, E.A.; CLARK, F.E. **Soil microbiology and biochemistry**. 2nd ed. California: Academic Press, 1996. 340p.
- ROCHETTE, P.; ANGERS, D.A.; BÉLANGER, G.; CHANTIGNY, M.H.; PRÉVOST, D.; LÉVESQUE, G. Emissions of N₂O from alfalfa and soybean crops in Eastern Canada. **Soil Science Society of America Journal**, v.68, p.493-506, 2004. DOI: 10.2136/sssaj2004.4930.
- SÁNCHEZ-GARCÍA, M.; ROIG, A.; SÁNCHEZ-MONEDERO, M.A.; CAYUELA, M.L. Biochar increases soil N₂O emissions produced by nitrification-mediated pathways. **Frontiers in Environmental Science**, v.2, p.1-10, 2014. DOI: 10.3389/fenvs.2014.00025.

- SCHEER, C.; GRACE, P.R.; ROWLINGS, D.W.; KIMBER, S.; VAN ZWIETEN, L. Effect of biochar amendment on the soil-atmosphere exchange of greenhouse gases from an intensive subtropical pasture in northern New South Wales, Australia. **Plant Soil**, v.345, p.47-58, 2011. DOI: 10.1007/s11104-011-0759-1.
- SOHI, S.P.; KRULL, E.; LOPEZ-CAPEL, E.; BOL, R. A review of biochar and its use and function in soil. In: SPARKS, D.L. (Ed.). **Advances in agronomy**. San Diego: Academic Press, 2010. v.105, p.47-82. DOI: 10.1016/S0065-2113(10)05002-9.
- SPOKAS, K.A.; KOSKINEN, W.C.; BAKER, J.M.; REICOSKY, D.C. Impacts of woodchip biochar additions on greenhouse gas production and sorption/degradation of two herbicides in a Minnesota soil. **Chemosphere**, v.77, p.574-581, 2009. DOI: 10.1016/j.chemosphere.2009.06.053.
- TAGHIZADEH-TOOSI, A.; CLOUGH, T.J.; CONDRON, L.M.; SHERLOCK, R.R.; ANDERSON, C.R.; CRAIGIE, R.A. Biochar incorporation into pasture soil suppresses in situ nitrous oxide emissions from ruminant urine patches. **Journal of Environmental Quality**, v.40, p.468-476, 2011. DOI: 10.2134/jeq2010.0419.
- VERHOEVEN, E.; SIX, J. Biochar does not mitigate field-scale N₂O emissions in a Northern California vineyard: an assessment across two years. **Agriculture, Ecosystems and Environment**, v.191, p.27-38, 2014. DOI: 10.1016/j.agee.2014.03.008.
- ZHANG, A.; BIAN, R.; PAN, G.; CUI, L.; HUSSAIN, Q.; LI, L.; ZHENG, J.; ZHENG, J.; ZHANG, X.; HAN, X.; YU, X. Effects of biochar amendment on soil quality, crop yield and greenhouse gas emission in a Chinese rice paddy: a field study of 2 consecutive rice growing cycles. **Field Crops Research**, v.127, p.153-160, 2012a. DOI: 10.1016/j.fcr.2011.11.020.
- ZHANG, A.; CUI, L.; PAN, G.; LI, L.; HUSSAIN, Q.; ZHANG, X.; ZHENG, J.; CROWLEY, D. Effect of biochar amendment on yield and methane and nitrous oxide emissions from a rice paddy from Tai Lake plain, China. **Agriculture, Ecosystems and Environment**, v.139, p.469-475, 2010. DOI: 10.1016/j.agee.2010.09.003.
- ZHANG, A.; LIU, Y.; PAN, G.; HUSSAIN, Q.; LI, L.; ZHENG, J.; ZHANG, X. Effect of biochar amendment on maize yield and greenhouse gas emissions from a soil organic carbon poor calcareous loamy soil from Central China Plain. **Plant Soil**, v.351, p.263-275, 2012b. DOI: 10.1007/s11104-011-0957-x.

Received on August 31, 2015 and accepted on April 15, 2016