

Stimulus Equivalence and Increase of Correct Responses in Addition and Subtraction Problems¹

Marcelo Henrique Oliveira Henklain²

João dos Santos Carmo

Universidade Federal de São Carlos, São Carlos-SP, Brazil

Abstract: In order to propose interventions that increase correct responses, investigations search for properties of arithmetic problems that hinder its solution. This study assessed whether the formation of two sets of addition and subtraction equivalence classes reaches that goal. It also investigated the effect of training in balance-type problem solving and the teaching of algorithms. Eight second to fifth-grade elementary school students served as participants. After the formation of classes, all participants showed an average growth of 25% at post-test 1. Later, at the end of the training in balance-type problem solving, there was an average growth of 25% in post-test 2. In Generalization Test 1, all participants showed correct responses above 75%. After the teaching of algorithms, an average growth of 8% was detected in Post-test 3, and 100% correct answers in the reapplication of the test generalization. The procedures employed produced gains in solving arithmetic problems behavior.

Keywords: stimulus equivalence, problem solving, mathematics

Equivalência de Estímulos e Aumento de Acertos na Solução de Problemas de Adição e Subtração

Resumo: Propriedades dos problemas aritméticos que dificultam a sua solução têm sido investigadas para propor intervenções que gerem aumento de acertos ao resolvê-los. O objetivo deste estudo foi avaliar se a formação de dois conjuntos de classes equivalentes de adição e subtração atingiria esse objetivo. Investigou-se também o efeito do treino de resolução de problemas na forma de balança e do ensino de algoritmos. Participaram oito estudantes do 2º ao 5º ano do Ensino Fundamental. Após a formação das classes, todos os participantes apresentaram crescimento médio de 25% no Pós-teste 1. Posteriormente, ao final do treino com a balança, houve crescimento médio de 25% no Pós-teste 2. No Teste de Generalização 1, todos apresentaram acertos acima de 75%. Após o ensino dos algoritmos, verificou-se crescimento médio de 8% no Pós-teste 3, e 100% de acertos na reaplicação do teste de generalização. Os procedimentos empregados produziram ganhos no comportamento de resolver problemas aritméticos.

Palavras-chave: equivalência de estímulos, solução de problemas, matemática

Equivalencia de Estímulos y Aumento de Aciertos en la Solución de Problemas de Suma y Resta

Resumen: Para proponer intervenciones que generan mayores aciertos, se ha investigado qué propiedades del problema aritmético dificultan su solución. Se evaluó si la formación de dos grupos de clases de equivalencia (suma y resta) alcanza ese objetivo. También se investigó el efecto del entrenamiento en solución de problemas en forma de escala y la enseñanza de algoritmos. Participaron ocho estudiantes del 2º al 5º grado de la escuela primaria. Después de la formación de las clases, todos mostraron un crecimiento promedio de 25% en la Post-prueba 1. Al final del entrenamiento con la escala, hubo un crecimiento promedio del 25% en la Post-prueba 2. En el test de generalización 1, todos mostraron aciertos mayores que 75%. Después de la enseñanza de algoritmos, hubo un crecimiento promedio del 8% en la Post-prueba 3, y 100% de aciertos en la nueva aplicación del test de generalización. Los procedimientos empleados produjeron avances en el comportamiento de resolver problemas aritméticos.

Palabras clave: equivalencias de estímulos, solución de problemas, matemática

A very common difficulty faced by many math teachers is the teaching of addition and subtraction problem solving,

especially those with unknowns in the initial position, as well as written problems with semantic structures involving static relations (Bryant, 2011; Carpenter & Moser, 1983; Carpenter, Moser, & Bebout, 1988; Fayol, 1992; Geary, 1994; Haydu, Pullin, Iégas, & Costa, 2010; Neef, Nelles, Iwata, & Page, 2003; Neshet, Greeno, & Riley, 1982; Sá & Fossa, 2008; Verschaffel & De Corte, 1997).

Carpenter et al. (1988) investigated the effect of two learning histories on the response of depicting written additive problems with different semantic structures and different positions of the unknown value (a and b) through

¹ Support: This study was supported by the National Institute of Science and Technology on Behavior, Cognition and Education (INCT-ECCE), through the Ministry of Science, Technology and Innovation (Call 15/2008), with the aid of the National Council for Scientific and Technological Development (CNPq N. 573972/2008-7) and the São Paulo Research Foundation (FAPESP N. 2008/57705-8 and N. 2011/16925-8).

² Correspondence address:

Marcelo Henrique Oliveira Henklain. Center for Education and Human Sciences. Federal University of São Carlos. Rodovia Washington Luis (SP-310), 235 km. CEP 13565-905. São Carlos-SP, Brazil. E-mail: marcelo_henklain@hotmail.com

operations with numerals (number-sentences). Twenty-two second graders and four third graders from an elementary school served as participants, and were distributed into two groups. Group 1 was exposed to all possible positions of the unknown, while Group 2 was exposed only to the c position. Then, they assessed the behaviors of (a) writing number-sentences to depict written problems with different semantic structures - transformation (positive and negative), combination, comparison and equaling -, and of (b) problems solving. Participants in Group 1 had more correct responses in depicting and problem solving tasks with different semantic structures and different unknown positions than did Group 2. These results suggest the existence of a correlation between the learning history and the development of the capacity to translate word-problems into number operation problems; additionally, the degree of accuracy for that translation seems to be related with the correct solution of the problem. These data indicate the relevance of the formation of an equivalence class between the presentation of different types of problems and the problem-solving behavior.

Aiming to evaluate the difficulties for each type of semantic structure and if there was a reduction of those difficulties along the elementary school years, Magina, Santana, Carzola and Campos (2010) sought to identify the strategies used to solve additive problems by first graders from an elementary school. The participants were 1021 students from second through fifth grade that were exposed to additive problems with combination, transformation or comparison structures. The data showed that, the higher the complexity of the problem, the lower the percentage of correct answers. The more complex problems were those with comparison structure, as well as those without semantic congruency between the keywords of the enunciation of the problem and the corresponding operation to solve it. The absence of keywords seemed to hamper the choice of the correct operation. That means that the students tend to identify the operation based on the type of words and not the comprehension of the problem.

Associated with the semantic structure, one of the variables that generate more difficulties in solving additive problems is the position of the unknown value (Fayol, 1992). Problems with the unknown in the c position are usually the easiest ones, while problems with the unknown in the a position are the hardest ones. One possible explanation for that difficulty seems to lie in the fact that the child cannot use a solution strategy that is guided by the actions described in the enunciation of the problems (Bryant, 2011; Haydu et al., 2010). A classic research on the unknown position is the work of Rosenthal and Resnick (1974), who investigated the effect of the order of presentation of the problem data, the position of the unknown, and the verbs "win" and "lose" on the problem solving performance. Two experiments using the same method were conducted with 63 fourth grade students. The problems were verbal and differed in three dimensions: (a) order of mention of the chronological events, that is, the situations were mentioned in chronological order (beginning,

changing, end) and in reverse order (end, changing, beginning); (b) the position of the unknown, which could be in the final or in the initial situation; (c) the verb associated to the changing situation. The results showed that the problems in the reverse order generated more errors than the problems in the direct order, and problems with the unknown in the a position produced more errors and higher latencies than problems with c position. No significant effect of latency for the chronological order was detected. Rosenthal and Resnick (1974) concluded that the position of the unknown was the variable that most affected the participants' performance.

Another classic work on the position of the unknown is Hiebert (1982), who examined the effect of the unknown position on the behavior of representing, through concrete materials, the elements of a problem and the strategies to solve additive problems presented verbally. Forty-seven second grade children were exposed to 36 additive problems with a semantic structure of combination. Some cubes were available so that the participants could manipulate them in order to solve the problems. The results showed that the position of the unknown was critical to the way children modeled a math problem, which, in turn, is related to the probability of success in solving the problem because: (a) there were more correct strategies and responses in problems frequently modeled with cubes; and (b) in most cases, if a problem were initially modeled, the probability of a correct answer was higher.

Later studies suggest that, besides the semantic structure and the position of the unknown, the type of presentation of the problem can affect the child's performance. Capovilla, César, Capovilla and Haydu (1997) demonstrated that presenting additive problems in a virtual scale format can help children learn math concepts and skills, like the notions of balance, unknown value, and additive problems' solutions. In an experiment that assessed the children's responding to scale-type additive problems, the authors verified that the participants showed the best performance in a position problems and the worst performances in c position problems, which is in contrast with Hiebert (1982). The authors suggest that this discrepancy indicates that Hiebert's data reflect the difficulties with written problems instead of with a specific position of the unknown.

In the same sense, Haydu et al. (2001) analyzed the effect of three forms of presenting additive problems on the problem solving performance. The forms were written, numeral operations, and scale problems, with the unknown in the three possible positions (a, b, and c), and the unknown values varying from zero to four. The participants were 86 third grade students with ages ranging from 7 to 11 years. Results showed that, in written and numeral problems, the best performances were in the c position while, in scale problems, the best performances were in b position. The worst overall performances were in written problems, with the unknown in a and b position, and performances in numerical and scale problems were similar. They concluded that the form of presenting a problem is a variable that affects performance.

The research by Iégas and Haydu (2002) followed those findings and investigated if training problem solving

in a scale type could improve performances on numeric and word problems (with semantic structure of transformation), regardless of whether the unknown was in the a, b or c position, or whether the problem was addition or subtraction. The participants were 48 second grade elementary school students between six and eight years old. The results indicated that, in addition problems, participants had greater difficulty in word problems with a and b positions. In subtraction problems, the lowest percentage of correct responses was found for problems with position a, regardless of the presentation form. The teaching procedure improved the participants' performances, although a lower percentage of correct responses remained when the unknown value was in the a and b position, which suggests the training was not sufficient to make the various problems with unknown positions equal in terms of difficulty. Nevertheless, the data indicate that the graphic representation of addition problems can improve the problem solving performance.

A study conducted by Haydu, Costa and Pullin (2006) went a step further than Iégas and Haydu (2002), offering another intervention possibility in the same kind of difficulty. They assessed whether the formation of an equivalence class, involving word, numeric and scale problems, would suffice to improve the problem solving performance. The participants were seven first grade students who were not exposed to teaching to solve arithmetic problems in school. The results showed that: (a) six out of seven participants presented an increase higher than 20% in the mean percentages of correct responses between pre and post-tests; (b) in word problems, the percentage of correct responses was lower than in numeric and scale problems; (c) all participants reached the correct response criterion for emergent relations; (d) six out of seven participants presented equivalence relations between different forms of problem presentation; (e) three participants presented a small reduction in the percentage of correct response in numeric problems with the unknown in position c.

Henklain and Carmo (2013) followed the same direction. The main difference in this study (when compared to Haydu et al., 2006) is that the authors attempted to assess whether the formation of an equivalence class involving four different types of presentation of addition problems (word problems with structure of transformation, numeral, set and scale problems) would improve the performance in addition and subtraction. The word problems had semantic structures of transformation, comparison and combination. Participants were eight second through eighth grade elementary school students, who presented difficulties in the pre-test of addition and subtraction word problems, with the unknown in b and c position. The results of post-test 1 showed an increase in the percentage of correct responses in all types of problems, with a mean difference of 16% between pre and post-test, which came closer to the 20% reported by Haydu et al. (2006). Five participants had difficulties with scale problems. Henklain and Carmo suggested this happened because the problems were accompanied by a written enunciation describing the

problem-situation represented by the scale. Next, given the applied nature of the conducted study, it was assessed whether a procedure for explicit teaching of an algorithm to solve additive problems with the unknown in positions a and b could increase the percentages of correct responses even further. They conducted a session for teaching the algorithm of addition, followed by post-test 2, and a session for teaching the algorithm of subtraction, followed by post-test 3 and a generalization test. Four participants showed an increase in the percentage of correct responses in post-test 2, and six in post-test 3. Although positive, the results indicated a need for changes in the procedure. The participants reached 100% of correct responses on the generalization Test.

The present study followed the same sense as the earlier studies. The main objective was to assess whether the formation of two sets of equivalence classes could improve the problem solving performance. As this is an applied investigation, we adopted two other procedures to ensure the performance improvement. Both are reported in this article. Therefore, we also aimed to investigate the effects of training the solution of scale problems, as well as the teaching of algorithms for the same performance.

Method

Participants

Eight elementary school children, with ages ranging from seven to twelve years, seven females (FG, NV, AQ, MD, CB, LP e SP) and one male (GS). Two participants attended the fifth grade (LP and SP), four attended the third grade (AQ, GS, MD, and CB), and two the second grade (FG and NV). All participants were students at a municipal school in the city of São Carlos, São Paulo, Brazil. According to their parents, none of them used medication or had any permanent sensory, motor or intellectual limitation. The presence of difficulties and learning disabilities was not evaluated in the selected sample. The participants were experimentally naive with respect to research on teaching and learning mathematics, but they were part of the reading league (an education program for children with reading difficulties) and already had experience with matching to sample (MTS) tasks. In addition, they were not naive either in relation to solving one and two-digit addition and subtraction problems with the unknown in position c because they had already been exposed to that content in school. The criterion to participate was to be able to read simple sentences and present a success rate lower than 70% in the pretest.

Data collection was carried out in a room of the Library of the Federal University of São Carlos, where the extension project Reading League functions.

Instruments

The software ProgMTS (Marcicano, Carmo, & Prado, 2011) was used. Participants were exposed to three different types of presentation forms: scale problems (these stimuli will

be designated by the letter A); number problems (designated by the letter B), word problems with one of two possible semantic structures: transformation and comparison (both designated by the letter C). Besides the different types of problem presentation, participants were also exposed to three unknown positions: a, b and c. The word problems contained a question, and scale problems were never accompanied by written instructions.

For pre-test and post-test sessions, four tests were built, one for each problem presentation form and one additional test to assess whether the participants had already formed an equivalence class between the different problems' presentation form. The fourth test was not used to calculate the performance of the participants on the pre-test and post-test. Therefore, it was not adopted as a criterion to include participants in the research. Each test consisted of 18 problems (nine addition and nine subtraction), except for the word problem test and the test to evaluate the existence of an equivalence class. There were three problems for each position of the unknown.

The word problem test consisted of 36 problems, 18 of addition and 18 of subtraction. Of these 18, nine displayed a transformation semantic structure and nine a comparison structure. Of these nine, there were three problems for each position of the unknown. These two structures have been used only in the pre-test and post-test. In the training and test sessions, participants were exposed only to the transformation semantic structure. All problems had values and results between one and nine. The position of the comparison stimuli and the order of presentation of problems between sessions varied.

Procedure

Data collection. The phases of this research were: (a) initial instruction, (b) pre-test, (c) preparatory training, (d) teaching and testing of conditional discriminations, (e) post-test 1, (f) problem solving in the form of scales, (g) post-test 2, (h) generalization test 1, (i) teaching of addition and subtraction algorithms, (j) post-test 3 and (k) generalization test 2.

In the pre-test and post-test sessions, four tests were applied, one with word problems, another one with scale problems, one with number problems and the assessment of existence of an equivalence class, totaling 108 questions.

Before the pre-test, all participants watched a video that provided the initial instruction. This video showed one problem for each form of presentation, followed by a recording that indicated that the participant should find which number should be put in the place of the question mark to solve it. Therefore, during the video, the participant was asked to solve some problems with the same standard adopted for the problems in the pre-test and post-test. In all stages of the research, the test coordinator explained to the participants that they could solve the problems in the way they considered most convenient, like with paper and pencil (setting the calculation or by making risks to represent the values of the problem), with the use of fingers, etc. In this stage, no feedback was given as to right or wrong answers. At the end of the pre-test application of word, scale and number problems, before evaluating the presence

of a class of equivalence between different forms of problem presentation, a video was presented to explain how the participants should undertake this task. It was explained that they should identify which comparison stimulus corresponded to the model stimulus. In addition to this instruction, after the end of the pre-test, a preparatory training for scale problem solving was offered, in which the participants were explicitly taught to balance the scales (they were instructed on how to solve and then solved some problems alone) and received feedback for trial and error. All videos and feedback were provided using the software ProgMTS.

To produce the formation of an equivalence class, conditional discriminations between three types of problem (A, B, C) were taught, one for each unknown position (A1, A2, A3, B1, B2, B3, C1, C2, C3); there were three tasks to teach (with feedback) and three probes (without feedback) for each problem. The criterion for advancing was 100% in the training sessions and 70% in the test. There were two sets of conditional discriminations: one for addition problems and another for subtraction problems. First, the relations of addition were taught and tested, followed by the subtraction. Two relations were taught for each set of classes: scale problem and numeral problem (AB); balance problem and the word problem (CA). Then, we tested the emergence of four new relationships through the tests of symmetry (BA and CA), transitivity (BC) and equivalence (CB). At the end of the training, post-test 1 was applied.

In the stage of solving scale problems, the criterion adopted to move forward was 100% of correct answers. Thus, it would be possible to determine if the scale model influenced the participants' performance in other types of problems. At the end of this training, post-test 2 was applied.

In the algorithm teaching phase, only one session was held for joint teaching of addition and subtraction algorithms. The criterion for advancing was 100% of correct responses. The algorithms were taught to the participants through a verbal intervention that followed the same sequence, independently of the participant: identification of the type of operation, the location of the unknown and the identification of which operation should be carried out and with what values. The test coordinator asked questions to the participants, asking them to identify these problem properties. If the participants identified something incorrectly, the experimenter would correct them.

After the algorithm execution, the experimenter asked the participant to put the value obtained in the place of the question mark and calculate the algorithm to check if the result was correct. For example, if the account was " $5 - ? = 2$ " and the participant got the value "3" after performing the algorithm, he should then replace the question mark with the value found, "3", and verify if the account was correct: "five minus three equals two?". If the answer was yes, the value found was the correct response (and could replace the question mark); otherwise, the algorithm had to be reinitiated. After we finished teaching the algorithms, post-test 3 was applied.

Data analysis. To analyze the performance of the participants, the percentage of correct answers was calculated before and after the teaching procedures. Based on the average performance of the eight participants, we used two statistical tests, Wilcoxon and Friedman, with a significance level of 5%.

Ethical Considerations

This study was approved by the Ethics Committee on Human Research at the Federal University of São Carlos (no. 013/2012).

Results

Formation of Equivalence Classes

All participants reached percentages of accuracy above 88% in all probes and tests for symmetry, transitivity and equivalence, which indicates the formation of two sets of equivalence classes. It should be kept in mind that we found high percentages of correct responses in a test that assessed whether participants had already formed these two sets of classes even before the conditional discrimination sessions. AQ showed 78% accuracy in addition training classes and

61% in subtraction classes, SP 56% and 61%, CB 56% and 72%, GS 72% and 89%, NV 72% and 56%, MD presented 94% in both sets of classes; LP reached 89% and 100%; FG showed 94% at both. In the training class on addition problems, in the “scale problem – number problem” session (AB), NV and SP repeated the session twice to reach the criterion, AQ and FB repeated it once. Only GS had to repeat the symmetry test of this relationship. In teaching “scale problem – word problem” (AC), LP, SP and MD repeated the session thrice, CB twice and FB one. Again, only GS repeated the symmetry test of this relationship. In the training class on subtraction problems, when teaching the “scale problem – number problem” (AB), LP and GS repeated the session. In teaching the relation “scale problem – word problem” (AC), MD repeated the session twice and NV and SP once.

Participants’ Performance in Pre-Test and Post-Tests

Table 1 displays the participants’ percentage of correct response on each of the independent variables manipulated. In the scale problem training, SP and CB reached the criteria expected in eight sessions, NV and MD in six, GS and LP in five, AQ and FB in four. All participants reached the criteria for the algorithm teaching phase.

Table 1
Percentage of Correct Responses per Participant in Pre-Test and Post-Tests

Participants	Tests	Operation		Form			Structure		Unknown			Mean
		Ad	Sub	NP	SP	WP	TF	CP	a	b	c	
FG 2 nd year	Pre	61	56	100	44	44	56	33	38	58	79	58
	Post1	92	75	83	67	92	89	94	67	88	96	83
	Post2	94	97	94	100	94	94	94	92	100	96	96
	Post3	100	100	100	100	100	100	100	100	100	100	100
NV 2 nd year	Pre	22	25	22	11	31	33	28	4	25	42	24
	Post1	61	67	78	89	44	72	17	50	58	83	64
	Post2	94	89	94	83	94	100	89	83	96	96	92
	Post3	97	92	89	100	94	89	100	96	96	92	94
AQ 3 rd year	Pre	56	28	67	28	36	44	28	33	33	58	42
	Post1	78	75	94	100	56	78	33	75	67	88	76
	Post2	92	89	78	94	94	100	89	83	96	92	90
	Post3	100	100	100	100	100	100	100	100	100	100	100
GS 3 rd year	Pre	44	50	44	44	50	50	50	17	58	67	47
	Post1	56	47	78	56	36	44	28	38	54	63	51
	Post2	83	83	94	72	83	89	78	75	92	83	83
	Post3	100	100	100	100	100	100	100	100	100	100	100
CB 3 rd year	Pre	44	58	83	39	42	50	33	25	46	83	51
	Post1	56	53	78	67	36	33	39	21	54	88	54
	Post2	78	89	100	78	78	83	72	63	92	96	83
	Post3	97	100	100	100	97	94	100	96	100	100	99
MD 3 rd year	Pre	42	44	78	22	36	50	22	38	38	54	43
	Post1	78	83	83	94	72	72	72	79	75	88	81
	Post2	92	94	89	100	92	94	89	92	92	96	93
	Post3	100	97	100	100	97	100	94	96	100	100	99

Continue

Continuation												
SP 5 th year	Pre	36	25	22	44	28	17	39	25	42	25	31
	Post1	58	36	56	50	42	39	44	42	42	58	47
	Post2	97	83	100	100	81	89	72	88	96	88	90
	Post3	97	92	100	89	94	94	94	88	96	100	94
LP 5 th year	Pre	31	42	6	50	44	39	50	17	25	67	36
	Post1	86	69	78	83	75	89	61	75	75	83	78
	Post2	92	97	100	100	89	89	89	92	100	92	94
	Post3	100	97	94	100	100	100	100	100	100	96	99

Note. Ad = Addition; Sub = Subtraction; NP = Number problem; SP = Scale problem; WP = Word problem; TF = Transformation Structure; CP = Comparison Structure; *a*, *b* and *c* represent the unknown positions ($a+b=c$ or $a-b=c$); Mean = Participants' overall mean in Pre-test and Post-tests.

We can see in Table 1 that all participants showed an increase in the percentage of correct responses between pre-test and post-test 3. FG, AQ and GS achieved 100% accuracy in the last post-test, CB, MD and LP 99% and NV and SP 94%. Noteworthy is the fact that participants with different educational levels and with different percentages of correct responses in the pre-test, reached a similar pattern of performance at the end of the study, in which virtually no more errors occurred, even in the face of problems that produced many errors early in the research.

AQ, SP and LP had greater difficulty with subtraction problems. FG started the research with greater difficulties in these problems and ended the study solving addition and subtraction problems correctly. NV, however, used to solve more subtraction problems correctly at baseline and changed this pattern at the end of the experiment. The remaining participants, MD, CB and GS, showed higher percentages of correct responses for subtraction problems than addition problems but, at the end of the research, the percentages of success achieved were similar in both types of problem.

With regard to the presentation form, it was found that word problems generated smaller percentages of correct answers. In problems with comparison structures, the percentages were lower than in problems with transformation structures. The highest percentages of correct problems were observed in the number problems. Problems with the unknown in position a also resulted in lower percentages of accuracy when compared to the problems with the unknown positions at b and c.

At the end of this study, these difficulties were overcome. This could be inferred from the fact that, when analyzing the percentage of correct responses in each variable, the lowest percentage was 88%, obtained by SP in trouble with the unknown in a. In all other types of problems, the percentages of correct responses were higher.

Group's Performance in the Pre-Test and Post-Tests

Figure 1 displays the average percentage of correct answers of the eight participants on the pre-test and post-test, depending on the type of operation: addition or subtraction.

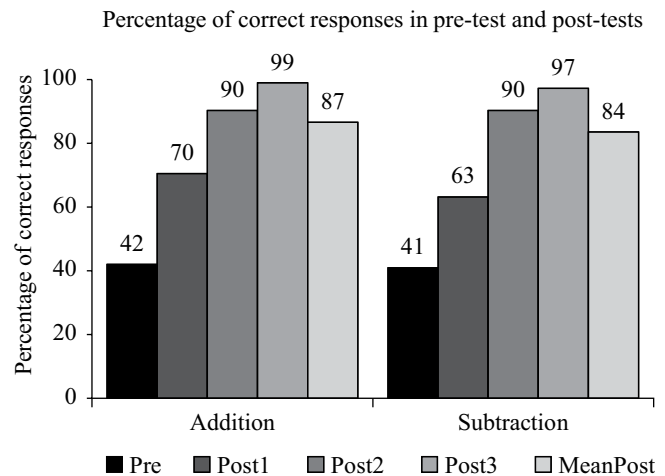


Figure 1. Mean percentage of correct answers per tests and variables in the Pre-test and Post-test by type of operation: Addition and Subtraction.

It is observed in Figure 1 that the percentage of correct responses in addition and subtraction problems was similar, and that the percentages increased at each post-test. Considering the average performance on the three post-tests, the group achieved a mean gain in addition and subtraction problems of, respectively, 45% and 43%.

Figure 2 displays the average percentage of correct responses in the pre-test and post-test, depending on the position of the unknown: a, b and c.

In Figure 2, we observe that, in the pre-test, independently of whether the operation was an addition or subtraction, there were more correct responses in problems with the unknown in position c than a. In the post-tests, there was an increase in the percentage of correct answers in all unknown positions and a maintained pattern of higher percentages of correct answers in position c than in a, but with subtle differences because the percentage of correct answers for each unknown were close, which suggested a reduction of the difficulty with unknowns in positions a and b.

Figure 3 displays the average percentage of correct responses in the pre-test and post-test, depending on the type of semantic structure: transformation or comparison.

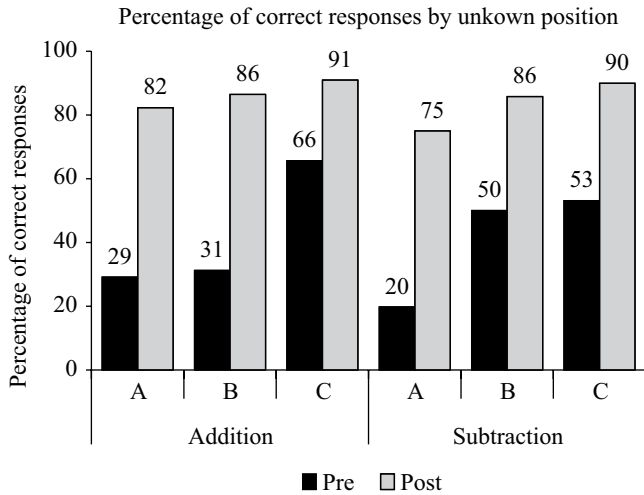


Figure 2. Mean percentage of correct answers per tests and variables in the Pre-test and Post-test for the unknown position: a, b, c.

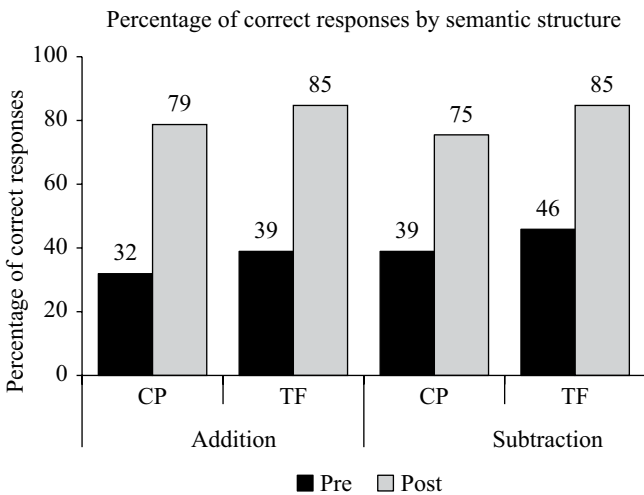


Figure 3. Mean percentage of correct answers per tests and variables in the Pre-test and Post-test by type of semantic structure: Transformation = TF; Combination = CB.

In terms of semantic structure (Figure 3), there was an unexpected proximity between the percentage of correct responses in problems with comparison and transformation structure, particularly in addition problems. In the post-test, this pattern persisted, with lower intensity in subtraction problems (with 85% accuracy in the transformation structure and 75% in the comparison). There was also an increase in the percentage of correct answers, which strengthens the argument that there was an improvement in problem solving behavior.

Figure 4 displays the average percentage of correct responses in the pre-test and post-test, depending on the problem presentation form: number, scale or writing.

Regarding the presentation form (Figure 4), we observed two different patterns in the pre-test with addition and subtraction problems. In addition problems, correct

responses occurred in number problems (53%) and fewer in word problems (35%); in the case of subtraction problems, more correct responses occurred in number problems (53%) and less in scale problems (26%). On the post-test, participants' performance was similar, regardless of the operation, ranging between 82% and 92% accuracy. The small remaining differences in the percentages of correct responses indicated that word problems were the most difficult. Also, on the post-test, an overall increase in the percentage of correct answers.

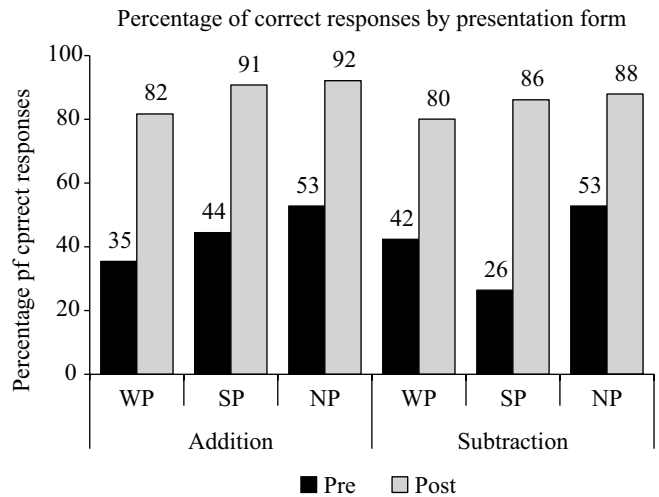


Figure 4. Mean percentage of correct answers per tests and variables in the Pre-test and Post-test by presentation form: Number problem = NP; Scale problem = SP; Word problem = WP.

In both applications of the generalization test, all participants showed a high percentage of correct answers. SP, MD and FG showed 100% accuracy for all test applications. AQ and LP showed 92% of correct responses in the first application and 100% in the second. GS achieved 83% accuracy in the first application and 100% in the second. NV reached 75% in the first application and 100% in the second. Only CB showed a reduction in the percentage of correct responses between the first and second test. In the first application, she showed 100% of correct responses, and, in the second, she missed two subtraction word problems, one with the unknown in position b and the other with the unknown in c; since she got the dictated subtraction problems with unknowns in b and c right and provided the same answer for the two problems that she missed, it can be assumed that these errors were due to distraction. The next day, the experimenter reapplied both of these problems, and, on this occasion, she got both right.

In the two-tailed Wilcoxon test, we found a statistically significant difference between pre-test and post-test 1 ($z = -2.521, p = .012, r = -.63$), post-tests 1 and 2 ($z = -2.524, p = .012, r = -.63$) and post-tests 2 and 3 ($z = -2.533, p = .011, r = -.63$). The Friedman test indicated a statistically

significant change in performance among the participants at the beginning and end of the experiment ($\chi^2 = 24, p = .001$).

Discussion

The procedures used in the present study rest on studies that demonstrated the reduction of difficulties in solving problems based on problem-solving training represented by a scale (Capovilla et al., 1997; Haydu et al., 2001; Iégas & Haydu, 2002) and on the formation of equivalence classes involving different forms of presenting addition problems (Haydu et al., 2006, 2010). Regarding the teaching of algorithms, in the research by Henklain and Carmo (2013), the rule was long and probably insufficiently clear. In the present investigation, based on the studies by Neef et al. (2003), we sought to simplify the rules by dividing them into small steps: identifying (a) the operation, (b) the position of the unknown, (c) the available values; and, based on the previous steps, (d) conducting the sum or the subtraction with the elements presented in the problem. The results of this research can be divided into two categories: assessment of problem-solving performance, and verification of the improvement of this performance as a function of the adopted teaching procedures.

Participants' Performances

There was a lower concentration of correct responses around written subtraction problems with a semantic structure of comparison, especially when the unknown was in position a. These data sustain the investigations presented in the introduction and, once again, stress the prominence of understanding the causes of those difficulties and how to reduce them. Carpenter et al. (1988), Fayol (1992), Geary (1994), Magina et al. (2010), Nunes and Bryant (1996), Sá and Fossa (2008), and Verschaffel and De Corte (1997) suggest that children frequently solve word problems by reproducing the actions described in the problem's enunciation. This strategy is appropriate when the problem entails transformation and the unknown lies in position c, because there is an initial value that undergoes a (positive or negative) change, and this leads to a correct final result. But this way of solving the problem does not work out when it entails static relations among two or more sets (semantic structures of comparison and combination) and, above all, when the unknown is in position b or c.

Regarding the unknown position, problems with the unknown in the initial positions are more difficult (Hiebert, 1982; Rosenthal & Resnick, 1974; Sá & Fossa, 2008). This general pattern was observed in the present study. However, when the performance of each participant is analyzed separately, one can observe a variation in this overall pattern because of the form of presenting the problem. According to Capovilla et al. (1997), Haydu et al. (2001, 2006) and Iégas and Haydu (2002), the position a offers more difficulties when the problem is a word-problem. However, it is not true that

this data can be systematically replicated with other forms of problem presentation. Regarding the difficulty offered by each form of presentation, it is important to emphasize that the inclusion of a phase of preparatory training reduced the difficulties with scale problems, as identified in the work by Henklain and Carmo (2013).

Effectiveness of the Teaching Procedures

All participants presented an initial performance below 60% of correct responses, and the results showed there was an improvement at each post-test in relation to the previous one. Besides, all participants completed the experiment with a significant difference between pre-test and post-test 3. There was a general trend to approach the percentage of correct responses on the different types of problems, probably as an effect of the formation of equivalence classes.

Regarding the high percentage of correct responses on the fourth probe, which assessed whether the two sets of equivalence classes had been formed, it is possible that the same data would be obtained in the experiments by Henklain and Carmo (2013) and Haydu et al. (2006), because the teaching of some of those relations is usual in school routine, such as the translation of word problems to numeric problems for example (Carpenter et al., 1988). The conditional discrimination training is probably efficient because it helps the participant to control the relevant properties of the problem, which reduces the chances of errors. Furthermore, the equivalence class is also expanded as, for example, the scale becomes related to other presentation forms. This can help children, as the strategies used to solve that kind of problems can also be applied to other types of problems that are part of the class (Haydu et al., 2010).

The training in solving scale problems helped to improve the overall problem solving performance, supporting the data from Iégas and Haydu (2002). There was also an improvement on participants' performance from the teaching of algorithms, indicating that the teaching of algorithms for sum and subtraction algorithms in a single session helped participants.

The experimental design did not provide clear information as to whether the teaching procedures with scales and the teaching of algorithms were, in fact, effective because the problem solving behaviors of presented in post-tests 2 and 3 were the product of the participants' entire experimental history along the research. What one can assert is that those procedures seem to have affected the problem solving behavior and, generally speaking, contributed to increase the percentage of correct responses in both experiments. Considering the applied nature of this research, the procedures were useful because the objective was exactly a better performance.

It was clear that consistent training on the scale functioning and the formation of an equivalence class involving addition and subtraction problems could produce even better results than the ones by Henklain and Carmo (2013), leading the participants to a balanced performance,

with a higher percentage of correct responses, regardless of the specific features of the problem, and therefore reducing the difficulties to solve additive problems.

Data from the generalization test demonstrated that participants not only learned how to solve the trained problems, but also became able to solve new problems with values ranging from 10 to 15. Nevertheless, one should remember that this ability was strongly influenced by the school experience.

A statistically significant improvement occurred at each post-test in relation to previous tests, as indicated by the results of the Wilcoxon tests. The Friedman test showed that there was a statistically significant difference between the initial and the last experiment. The average gain was 44%. Strictly speaking, there was a general trend to approach the percentage of correct responses, so that, regardless of the features of the problems, participants were able to solve them correctly.

Conclusions

The main objective of this research was to evaluate whether the formation of equivalence classes between different forms of problem presentation could produce an increase in the percentage of correct answers in solving addition and subtraction problems; it was also evaluated if the teaching of algorithms and the training to solve scale problems could further improve this performance. The results suggest that the teaching programs employed were able to achieve this goal for all participants.

The difficulties produced by the form, semantic structure and position of the unknown should draw the attention of educators because these variables are easy for teachers to manipulate. They just have to change the order of the information presentation, the words or the type of problem situation. We need to consider that a change in the problem structure can demand different behaviors. That is, the student's error can be the result of an ineffective teaching.

It is suggested that future studies continue mapping difficulties in solving problems and building strategies and resources, such as software, to reduce these difficulties. In parallel, we need to expand our understanding about the behaviors that have to be learned in order to solve addition and subtraction problems. This requires careful analysis of these behaviors and empirical research to demonstrate the validity of these analyses. It is considered important that new studies expand the sample and employ standardized instruments to better characterize the participants and to facilitate replication of the study and data generalization. These precautions help to assess the effects of teaching procedures on children's performance more clearly.

References

- Bryant, P. (2011). Children's understanding and use of inversion in arithmetic. *Anais da Conferencia Interamericana de Educacion Matemática, 13*, 1-7.
- Capovilla, F. C., César, O., Capovilla, A. G. S., & Haydu, V. B. (1997). Equação-equilíbrio: O modelo da balança e a análise da resolução de problemas aritméticos em escolares do ensino fundamental. *Torre de Babel: Reflexões e Pesquisa em Psicologia, 4*(2), 189-215.
- Carpenter, T. P., & Moser, J. M. (1983). The acquisition of addition and subtraction concepts. In R. A. Lesh & M. Landau (Eds.), *Acquisition of mathematical concepts and processes* (pp. 7-44). New York: Academic Press.
- Carpenter, T. P., Moser, J. M., & Bebout, H. C. (1988). Representation of addition and subtraction word problems. *Journal for Research in Mathematics Education, 19*(4), 345-357.
- Fayol, M. (1992). From number to numbers in use: Solving arithmetic problems. In J. Bideaud, C. Meljac, & J.-P. Fischer (Eds.), *Pathways to number: Children's developing numerical abilities* (pp. 209-218). Hillsdale, NJ: Lawrence Erlbaum.
- Geary, D. C. (1994). Learning mathematical problem solving. In *Children's mathematical development: Research and practical applications* (pp. 95-130). Washington, DC: American Psychological Association.
- Haydu, V. B., Costa, L. P., & Pullin, E. M. M. P. (2006). Resolução de problemas aritméticos: Efeito de relações de equivalência entre três diferentes formas de apresentação dos problemas. *Psicologia: Reflexão e Crítica, 19*(1), 44-52. doi:10.1590/S0102-79722006000100007
- Haydu, V. B., Paranzini, A. C. S., Isquierdo, G. R., Ausec, H. O., Mazzo, I. M. B., Pires, I. T. M.,... Pimentel, N. S. (2001). Dificuldades e facilidades produzidas pela forma de apresentação de problemas aritméticos com a incógnita em diferentes posições. In M. C. Marquezine, M. A. Almeida, & E. D. O. Tanaka (Orgs.), *Perspectivas multidisciplinares em educação especial II* (pp. 593-601). Londrina, PR: EDUEL.
- Haydu, V. B., Pullin, E. M. M. P., Iégas, A. L. F., & Costa, L. P. (2010). Solucionar problemas aritméticos: Contribuições da análise do comportamento. In J. S. Carmo & P. S. T. Prado (Orgs.), *Relações simbólicas e aprendizagem da matemática* (pp. 197-220). Santo André, SP: ESETEC.
- Henklain, M. H. O., & Carmo, J. S. (2013). Equivalência de estímulos e redução de dificuldades na solução de problemas de adição e subtração (Stimulus equivalence and difficulties in solving addition and subtraction problems). *Psicologia: Teoria e Pesquisa, 29*(3), 341-350.
- Hiebert, J. (1982). The position of the unknown set and children's solutions of verbal arithmetic problems. *Journal for Research in Mathematics Education, 13*(5), 341-349.
- Iégas, A. L. F., & Haydu, V. B. (2002). Arit-Fácil: Software de resolução de problemas aritméticos de adição e subtração. *Anais da ANPED Sul – Na contracorrente da Universidade Operacional, 4*, 1-16.
- Magina, S. M. P., Santana, E. R. S., Cazorla, I. M., & Campos, T. M. M. (2010). As estratégias de resolução de problemas das estruturas aditivas nas quatro primeiras séries do ensino fundamental. *Zetetiké, 18*(34), 15-50.

- Marcicano, D. C., Carmo, J. S., & Prado, P. S. T. (2011). Software ProgMTS: Possibilidades de delineamento e condução de programas de ensino em análise experimental do comportamento [CD]. *Anais da Reunião Anual da Sociedade Brasileira de Psicologia: Formação e produção do conhecimento em Psicologia*, 41.
- Neef, N. A., Nelles, D. E., Iwata, B. A., & Page, T. J. (2003). Analysis of precurent skills in solving mathematics story problems. *Journal of Applied Behavior Analysis*, 36(1), 21-33. doi:10.1901/jaba.2003.36-21
- Nesher, P., Greeno, J. G., & Riley, M. S. (1982). The development of semantic categories for addition and subtraction. *Educational Studies in Mathematics*, 13(4), 373-394. doi:10.1007/BF00366618
- Nunes, T., & Bryant, P. (1996). Giving meaning to addition and subtraction. In *Children doing mathematics* (pp. 114-141). Oxford, England: Blackwell.
- Rosenthal, D. J. A., & Resnick, L. B. (1974). Children's solution processes in arithmetic word problems. *Journal of Educational Psychology*, 66(6), 817-825. doi:10.1037/h0021523
- Sá, P. F., & Fossa, J. A. (2008). Uma distinção entre problemas aritméticos e algébricos. *Revista Educação em Questão*, 33(19), 253-278.
- Verschaffel, L., & De Corte, E. (1997). Word problems: A vehicle for promoting authentic mathematical understanding and problem solving in the primary school? In T. Nunes & P. Bryant (Eds.), *Learning and teaching mathematics: An international perspective* (pp. 69-97). Hove, England: Psychology Press.

Marcelo Henrique Oliveira Henklain is a M.S. in Psychology from Universidade Federal de São Carlos.

João dos Santos Carmo is a Professor at the Universidade Federal de São Carlos and a researcher at the National Institute of Science and Technology about Behavior, Cognition and Teaching (INCT-ECCE).

Received: Jul. 15th 2012

1st Revision: Jan. 24th 2013

2nd Revision: Apr. 15th 2013

Approved: May 1st 2013

How to cite this article:

Henklain, M. H. O., & Carmo, J. S. (2013). Stimulus equivalence and increase of correct responses in addition and subtraction problems. *Paidéia (Ribeirão Preto)*, 23(56), 349-358. doi:10.1590/1982-43272356201309