

APPLICATION OF SULFONIC ACID FUNCTIONALIZED NANOPOROUS SILICA (SBA-Pr-SO<sub>3</sub>H) FOR THE PREPARATION OF 4,6-DIARYLPYRIMIDIN-2(1H)-ONESGhodsii Mohammadi Ziarani<sup>a,\*</sup>, Masoumeh Azizi<sup>a</sup>, Parvin Hajiabbasi<sup>a</sup> and Alireza Badiei<sup>b</sup><sup>a</sup>Department of Chemistry, Alzahra University, Vanak Square, P.O. Box 1993893973, Tehran, Iran<sup>b</sup>School of Chemistry, College of Science, University of Tehran, Tehran, Iran

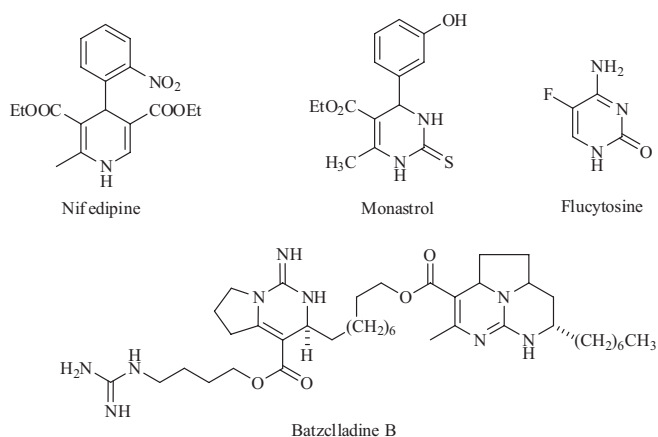
Recebido em 09/05/2014; aceito em 22/01/2015; publicado na web em 05/03/2015

In this work, we report the Biginelli-type reaction between various aldehydes, acetophenones and urea systems in the presence of sulfonic acid functionalized silica (SBA-Pr-SO<sub>3</sub>H) under solvent-free conditions, which led to 4,6-diarylpyrimidin-2(1H)-ones derivatives. SBA-Pr-SO<sub>3</sub>H with a pore size of 6 nm was found to be an efficient heterogeneous solid acid catalyst for this reaction which led to high product yields, was environmentally benign with short reaction times and easy handling.

Keywords: Biginelli-type reaction; green synthesis; heterogeneous SBA-Pr-SO<sub>3</sub>H catalyst.

## INTRODUCTION

The multi-functionalized dihydropyrimidinones (DHPMs) and dihydropyrimidines synthesis in a Biginelli or Biginelli-like three-component-coupling reaction are of considerable interest.<sup>1-9</sup> In addition, it also provides an efficient access to the corresponding pyrimidines which are found in a broad variety of biologically active molecules and shown biological and therapeutic activities<sup>10,11</sup> such as antitumoral agents<sup>12-17</sup> and HIV inhibitors.<sup>18,19</sup> Some of biological active dihydropyrimidinone compounds were represented in the Scheme 1, for example, flucytosine is an antibacterial and antifungal active compound, monastrol is a drug which inhibit vitamin E<sub>g5</sub> formation, nifedipine is a Ca regulator drug utilized for blood pressure treatments, and batzelladine B is a dihydropyrimidinone core containing natural product derived from marines which is anti HIV virus drug.<sup>20-23</sup>



Scheme 1. Representative examples of biological active dihydropyrimidinone compounds

Solid acid catalysts such as ordered mesoporous materials<sup>24,25</sup> have outstanding properties such as their environmental compatibility in terms of less toxicity of waste, reusability, simplicity in handling, non-corrosiveness and ease of isolation of the products in terms of heterogeneity. Thus, the surface of SBA-15 was modified by acidic

functional groups (e.g., -SO<sub>3</sub>H) to prepare nano-solid acid catalyst that was gratefully used in organic synthesis.<sup>26</sup>

As mentioned in our recent studies in the application of SBA-Pr-SO<sub>3</sub>H,<sup>27-30</sup> among different catalysts used for these Biginelli-type reactions such as Bi(TFA)<sub>3</sub>,<sup>31</sup> H<sub>2</sub>NSO<sub>3</sub>H,<sup>32</sup> I<sub>2</sub>,<sup>33</sup> nanocomposites ZrO<sub>2</sub>-Al<sub>2</sub>O<sub>3</sub>-Fe<sub>3</sub>O<sub>4</sub>,<sup>34</sup> iron,<sup>35,36</sup> and manganese-containing periodic mesoporous organosilica<sup>37</sup> we used sulfonic acid functionalized silica (SBA-Pr-SO<sub>3</sub>H) as an efficient heterogeneous catalyst to prepare 4,6-diarylpyrimidin-2(1H)-ones derivatives in excellent yields.

## EXPERIMENTAL

All chemicals were obtained commercially and utilized without further purification. IR spectra were recorded from KBr disk using a FT-IR Bruker Tensor 27 instrument. Melting points were measured by using the capillary tube method with an electro thermal 9200 apparatus. The <sup>1</sup>H NMR (250 MHz) was recorded on a Bruker DPX at 250 MHz using TMS as an internal standard. Gas chromatography-mass spectrometry (GC-MS) analysis was achieved on an Agilent 6890-5973 GC/MS detector. Also, SEM analysis was performed on a Philips XL-30 field-emission scanning electron microscope operated at 16 kV while Transmission electron microscopy (TEM) analysis was performed on a Tecnai G<sup>2</sup> F30 at 300 kV.

Preparation of SBA-15-Pr-SO<sub>3</sub>H

The modified SBA-Pr-SO<sub>3</sub>H used as a solid acid catalyst in the following reaction was synthesized and functionalized according to our previous report.<sup>38</sup>

**General procedure for the preparation of 4,6-diarylpyrimidin-2(1H)-ones derivatives (4a-4i):** The SBA-Pr-SO<sub>3</sub>H (0.05 g) was activated in vacuum at 100 °C and then cooled to room temperature. The aromatic aldehydes **1** (1 mmol), acetophenones **2** (1 mmol) and urea **3** (1 mmol), and SBA-Pr-SO<sub>3</sub>H (0.05 g) were heated at 110 °C for the appropriated time, as mentioned in Table 2. The completion of the reaction was monitored by TLC. The mixture was cooled to room temperature, the crude product was dissolved in hot ethanol and then the catalyst was removed by filtration. Ultimately, pure crystals of compounds **4a-4i** were obtained from filtrates.

**4,6-Diphenyl-pyrimidin-2(1H)-one (4a):** IR (KBr, ν<sub>max</sub>): 3420,

\*e-mail: gmziarani@hotmail.com

3285, 3084, 3005, 2894, 2856, 2741, 1618, 1577, 1495, 1455, 1397, 1338, 1069, 823, 681 cm<sup>-1</sup>. <sup>1</sup>H NMR (250 MHz, CDCl<sub>3</sub>): δ 7.50-7.61 (m, 7H, ArH & H-5), 8.13-8.16 (m, 4H, ArH), 12.07 (s, 1H, NH). <sup>13</sup>C NMR (100 MHz, DMSO-*d*<sub>6</sub>): δ 164.9, 157.0, 133.2, 132.3, 128.9, 128.0, 100.8, 56.0.<sup>39</sup> EI-MS: 248 (M<sup>+</sup>), 171, 94, 77.

**4-(4-Chlorophenyl)-6-phenyl-pyrimidin-2(1H)-one (4b):** IR (KBr,  $\nu_{\max}$ ): 3423, 3385, 3104, 3058, 3002, 2892, 2743, 1614, 1568, 1490, 1437, 1391, 1333, 1089, 990, 821, 765, 683 cm<sup>-1</sup>. <sup>1</sup>H NMR (250 MHz, CDCl<sub>3</sub>): δ 7.49 (d, J = 7.5 Hz, 2H, ArH), 7.52-7.62 (m, 4H, ArH & H-5), 8.12 (d, J = 7.5 Hz, 2H, ArH), 8.18 (d, J = 7.5 Hz, 2H, ArH), 12.17 (s, 1H, NH). <sup>13</sup>C NMR (100 MHz, DMSO-*d*<sub>6</sub>): δ 160.2, 144.9, 135.6, 129.0, 127.7, 109.6.<sup>39</sup> EI-MS: 282 (M<sup>+</sup>), 171, 111, 94, 77.

**4-(4-Methylphenyl)-6-phenyl-pyrimidin-2(1H)-one (4c):**<sup>39</sup> IR (KBr,  $\nu_{\max}$ ): 3410, 2794, 1674, 1592, 848, 773 cm<sup>-1</sup>. <sup>1</sup>H NMR (400 MHz, DMSO-*d*<sub>6</sub>): δ 8.11-8.20 (m, 4H, ArH), 7.49-7.60 (m, 6H, ArH), 2.36 (s, 3H, CH<sub>3</sub>). <sup>13</sup>C NMR (100 MHz, DMSO-*d*<sub>6</sub>): δ 142.1, 131.9, 129.9, 129.3, 128.0, 128.0, 21.5. EI-MS: 262 (M<sup>+</sup>), 247, 171, 94, 92, 77.

**4-(3-Methylphenyl)-6-phenyl-pyrimidin-2(1H)-one (4d):** IR (KBr,  $\nu_{\max}$ ): 3423, 3293, 3093, 3005, 2897, 1618, 1491, 1339, 1202, 1154, 1070, 991, 808, 774, 692 cm<sup>-1</sup>. <sup>1</sup>H NMR (250 MHz, CDCl<sub>3</sub>): δ 2.39 (s, 3H, CH<sub>3</sub>), 7.49 (d, J = 7.5, 2H, ArH), 7.53-7.58 (m, 4H, ArH & H-5), 7.91-8.12 (t, 2H, ArH), 8.14 (d, J = 5.75 Hz, 2H, ArH), 12 (s, 1H, NH). EI-MS: 262 (M<sup>+</sup>), 247, 171, 94, 77.

**4-(4-Hydroxyphenyl)-6-phenyl-pyrimidin-2(1H)-one (4e):**<sup>39</sup> IR (KBr,  $\nu_{\max}$ ): 3331, 3300, 2928, 1659, 1616, 779 cm<sup>-1</sup>. <sup>1</sup>H NMR (400 MHz, DMSO-*d*<sub>6</sub>): δ 11.88 (br, s, 1H, NH), 10.21 (s, 1H, OH), 8.08 (m, 4H, ArH), 7.56 (d, J = 7.2 Hz, 3H, ArH), 7.42 (s, 1H, ArH), 6.91 (d, J = 8.8 Hz, 2H, ArH). <sup>13</sup>C NMR (100 MHz, DMSO-*d*<sub>6</sub>): δ 161.0, 131.5, 129.7, 128.9, 127.6, 115.7. EI-MS: 264 (M<sup>+</sup>), 247, 171, 94, 77.

**4-(4-Methoxy-phenyl)-6-phenyl-pyrimidin-2(1H)-one (4f):** IR (KBr,  $\nu_{\max}$ ): 3320, 3096, 1615, 1513, 809, 744 cm<sup>-1</sup>. <sup>1</sup>H NMR (400 MHz, DMSO-*d*<sub>6</sub>): δ 8.09 (tri, 2H, ArH), 7.99 (d, J = 7.6 Hz, 2H, ArH), 7.59 (d, J = 5.2 Hz, 3H, ArH), 7.39 (d, J = 8.0 Hz, 2H, ArH), 7.14 (m, 1H, ArH), 2.48 (s, 3H, CH<sub>3</sub>). <sup>13</sup>C NMR (100 MHz, DMSO-*d*<sub>6</sub>): δ 162.3, 131.5, 129.5, 128.9, 127.7, 117.4, 55.6. EI-MS: 278 (M<sup>+</sup>), 247, 171, 108, 94, 77.

**4-(Phenyl)-6-(4-Methylphenyl)-pyrimidin-2(1H)-one (4g):** IR (KBr,  $\nu_{\max}$ ): 3436, 3280, 3096, 3005, 2901, 2745, 1616, 1512, 1459, 1338, 1180, 919, 808, 774, 691 cm<sup>-1</sup>. <sup>1</sup>H NMR (250 MHz, CDCl<sub>3</sub>): δ 2.38 (s, 3H, CH<sub>3</sub>), 7.35 (d, J = 7.5 Hz, 2H, ArH), 7.51-7.58 (m, 4H, ArH & H-5), 8.05 (d, J = 7.5 Hz, 2H, ArH), 8.13 (d, J = 7.5 Hz, 2H, ArH), 12 (s, 1H, NH). EI-MS: 262 (M<sup>+</sup>), 247, 171, 94, 77.

**4-(4-Chlorophenyl)-6-(4-nitrophenyl)-pyrimidin-2(1H)-one (4h):** IR (KBr,  $\nu_{\max}$ ): 3412, 3192, 2921, 1612, 1548, 1515, 1456, 1348 cm<sup>-1</sup>. <sup>1</sup>H NMR (300 MHz, DMSO-*d*<sub>6</sub>): δ 6.90-7.83 (m, 9H, ArH & H-5), 9.98 (s, 1H, NH). EI-MS: 327 (M<sup>+</sup>), 247, 171, 77.

**4-(Chlorophenyl)-6-(4-Methoxyphenyl)-pyrimidin-2(1H)-one (4i):**<sup>31</sup> IR (KBr) 3429, 3100, 2890, 1617, 1582, 810, 600 cm<sup>-1</sup>; <sup>1</sup>H NMR (CDCl<sub>3</sub>, 200 MHz) δ 3.8 (s, 3H, OCH<sub>3</sub>), 7.09 (d, J = 8.4 Hz, 2H, Ar), 7.53 (s, 1H, =CH-), 7.61 (d, J = 8.09 Hz, 2H, Ar), 8.17 (m, 4H, Ar), 12.0 (br, 1H, NH); <sup>13</sup>C NMR (CDCl<sub>3</sub>, 50 MHz) δ 100.4, 115.1, 115.4, 128.8, 129.7, 129.9, 130.2, 130.4, 130.7, 131.2, 137.1, 160.7, 163.0.

## RESULTS AND DISCUSSION

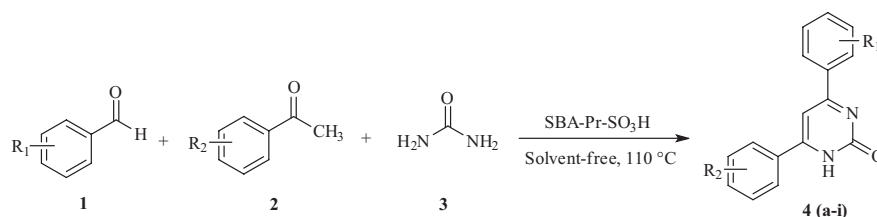
In continuation of our interest in the developing of green methodologies and the synthesis of diverse heterocyclic compounds of pharmaceutical importance, we report herein the synthesis of some 4,6-diarylpyrimidin-2(1H)-ones **4a-4i** derivatives under neat condition. Thus, a three-component reaction of aromatic aldehydes **1**, acetophenones **2** and urea **3**, in the presence of sulfonic acid functionalized silica (SBA-Pr-SO<sub>3</sub>H) as catalyst at 110 °C, has been shown to give 4,6-diarylpyrimidin-2(1H)-ones derivatives **4a-4i** in excellent yields (Scheme 2). However, 3,4-dihydropyrimidin-2(1H)-ones has been prepared<sup>40</sup> from the reaction of aromatic aldehydes, aromatic ketones, and urea using a Lewis acid (FeCl<sub>3</sub>•6H<sub>2</sub>O-TMSCl) as catalyst; but we did not find 3,4-dihydropyrimidin-2(1H)-ones in our investigation. In addition, the crucial role of catalysis, solvent effects, mechanisms, kinetics and etc. in the Biginelli reactions are discussed in the recently published articles.<sup>41-45</sup>

As can be seen in Table 1, we found that the yield of **4a** improved and the reaction time was shortened when the reaction would proceed at 110 °C under solvent free condition (entries 1-5). After optimization of the reaction condition, the generality of this method was demonstrated with respect to six different aromatic aldehydes and four acetophenones, and the results were summarized in Table 2. On the base of our investigation, we also find out that the nature of substitute groups in the aldehydes or ketones has no significant effect in this reaction. Completion of the reaction was monitored by TLC, the crude product was dissolved in hot ethanol, the heterogeneous solid catalyst was removed by simple filtration, and the pure crystals of the desired products (**4a-4i**) were obtained and characterize by IR, mass spectrometric analysis and <sup>1</sup>H & <sup>13</sup>C NMR spectroscopic analyses. The acid catalyst can also be reused without significant loss of activity by simple washing subsequently with diluted acid solution, water and acetone.

**Table 1.** Optimization of different conditions in the synthesis of compound **4a**

Entry	Temperature (°C)	Time (h)	Yield (%)
1	rt.	5	Trace
2	50	5	30
3	70	20 min	65
5	110	20 min	96
6	140	20 min	96

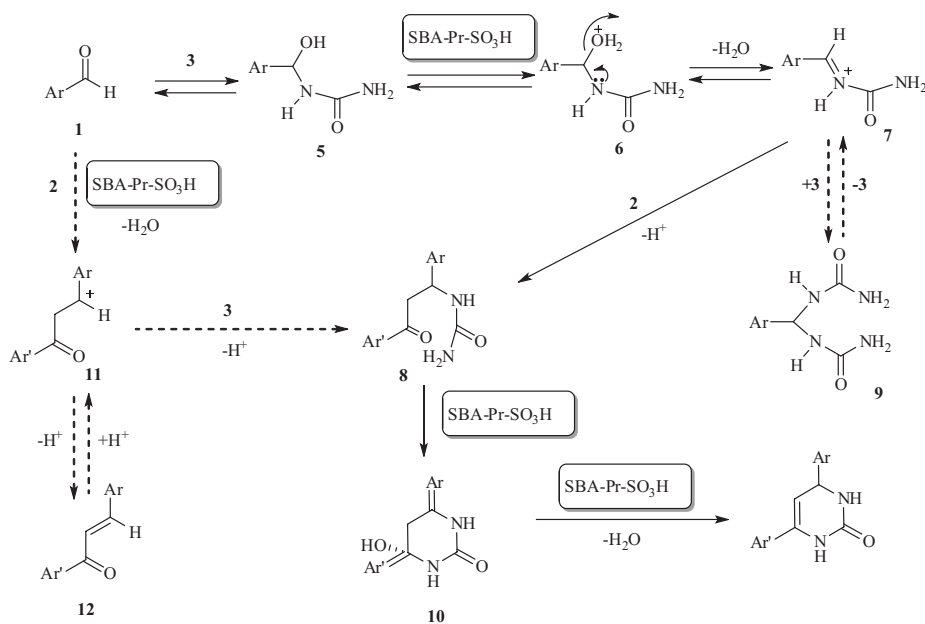
According to proposed mechanism in Scheme 3, the condensation of aryl aldehyde **1** and urea **3** catalyzed by SBA-Pr-SO<sub>3</sub>H lead



**Scheme 2.** Synthesis of 4,6-diarylpyrimidin-2(1H)-ones using SBA-Pr-SO<sub>3</sub>H as catalyst

**Table 2.** Synthesis of 4,6-diarylpyrimidin-2(1*H*)-ones

Entry	R <sub>1</sub>	R <sub>2</sub>	Product	Time (min)	Yield (%)	mp (°C)	mp (Lit)
1	H	H	4a	20	96	231-234	227-228 [45]
2	4-Cl	H	4b	25	93	260-262	258-260 [32]
3	4-Me	H	4c	35	97	288-291	287-290 [32]
4	3-Me	H	4d	40	97	275-278	-
5	4-OH	H	4e	20	91	258-260	264-265 [45]
6	4-OMe	H	4f	30	97	257-260	244-245 [45]
7	H	4-Me	4g	30	92	285-289	-
8	4-Cl	4-NO <sub>2</sub>	4h	30	94	309-311	308-310 [32]
9	4-Cl	4-OMe	4i	30	93	310-312	312-314 [32]

**Scheme 3.** Proposed mechanism for the synthesis of adduct compound 4

to the preparation of iminium intermediate **7** that followed by the nucleophilic addition of acetophenones **2** to give the intermediate **8**, which consequently undergoes the ring closure by the nucleophilic attack of the amine onto the carbonyl group. Subsequently proton transfer, dehydration and oxidation results in the formation of adduct compound **4**.

As illustrated in the Table 3, comparison of the effectiveness of various catalysts used in the synthesis of 4,6-diarylpyrimidin-2(1*H*)-ones derivatives is shown the advantages of current methodology. The simplicity, low reaction time and high yields of products under a green condition are resulted from the efficiency of sulfonic acid functionalized silica (SBA-Pr-SO<sub>3</sub>H) as a heterogeneous nano catalyst.

As preparation of SBA-Pr-SO<sub>3</sub>H is illustrated in Figure 1, the calcined SBA-15 silica was functionalized with (3-mercaptopropyl)

trimethoxysilane (MPTS) and then, the thiol groups were oxidized to sulfonic acid by hydrogen peroxide. Different methods such as TGA, BET and CHN methods were employed to analyze the surface of the catalyst which was demonstrated that the organic groups (propyl sulfonic acid) were immobilized into the pores.<sup>29</sup>

The SEM and TEM images of SBA-Pr-SO<sub>3</sub>H are illustrated in Figure 2. Uniform particles about 1  $\mu\text{m}$  is shown in the SEM image (Figure 2a) as the same for SBA-15. It could be find out that morphology of solid was saved without change during the surface modification. Also, the TEM image (Figure 2b) shows the parallel channels as the pores configuration of SBA-15, indicating that the pore of modified catalyst was not collapsed. Nanopore size of SBA-Pr-SO<sub>3</sub>H act as a nano-reactor in the syntheses of 4,6-diarylpyrimidin-2(1*H*)-ones compounds.

**Table 3.** Comparison of different conditions for the synthesis of 4,6-diarylpyrimidin-2(1*H*)-ones derivatives

Entry	Catalyst	Condition	Time (min)	Yield (%)	Year	Ref.
1	I <sub>2</sub>	neat/ 140°C	1.20-2.15 h	60-96	2009	[33]
2	H <sub>2</sub> NSO <sub>3</sub> H	neat/ 70°C	15-60	91-99	2008	[32]
3	Bi(TFA) <sub>3</sub>	neat/ 70°C	30-85	60-95	2007	[31]
4	SBA-Pr-SO <sub>3</sub> H	neat/ 110°C	20-40	91-97	This work	




Figure 1. Preparation of SBA-Pr-SO<sub>3</sub>H




Figure 2. SEM image (a) and TEM image (b) of SBA-Pr-SO<sub>3</sub>H

## CONCLUSION

In conclusion, a mild and efficient protocol for the synthesis of 4,6-diarylpyrimidin-2(1*H*)-ones derivatives has been developed through a one-pot Biginelli reaction under neat condition according to green chemistry using SBA-Pr-SO<sub>3</sub>H as a nano reactor with the pore size of 6 nm. In addition, the results are shown that the reaction takes place easily in the nano-pores of catalyst.<sup>46</sup> The attractive features of this simple procedure are short reaction time, excellent yields, simple workup, the reusability of catalyst, and non-chromatographic purification of products.

## SUPPLEMENTARY MATERIAL

The spectral data is available in .pdf format at <http://quimicanova.sbq.org.br/> with free access.

## ACKNOWLEDGEMENTS

We gratefully acknowledge the financial support from the Research Council of Alzahra University and the University of Tehran.

## REFERENCES

- Kappe, C. O.; *Acc. Chem. Res.* **2000**, *33*, 879.
- Bose, D. S.; Fatima, L.; Mereyala, H. B.; *J. Org. Chem.* **2003**, *68*, 587.
- Kappe, C. O.; Roschger, P.; *J. Heterocycl. Chem.* **1989**, *26*, 1555.
- Karimi, B.; Mobaraki, A.; Mirzaei, H. M.; Zareyee, D.; Vali, H.; *Chem-CatChem* **2014**, *6*, 212.
- Oliverio, M.; Costanzo, P.; Nardi, M.; Rivalta, I.; Procopio, A.; *ACS Sustainable Chem. Eng.* **2014**, *2*, 1228.
- Alvim, H. G. O.; de Lima, T. B.; de Oliveira, H. C. B.; Gozzo, F. C.; de Macedo, J. L.; Abdelnur, P. V.; Silva, W. A.; DaSilveira Neto, B. A.; *ACS Catal.* **2013**, *3*, 1420.
- Sahu, P. K.; Sahu, P. K.; Gupta, S. K.; Agarwal, D. D.; *Ind. Eng. Chem. Res.* **2014**, *53*, 2085.
- Pramanik, M.; Bhaumik, A.; *ACS Appl. Mater. Interfaces* **2014**, *6*, 933.
- Shen, Z. -L.; Xu, X. -P.; Ji, S. -J.; *J. Org. Chem.* **2010**, *75*, 1162.
- Voronina, T. A.; Gordiichuk, G. N.; Andronati, S. A.; Garibova, T. L.; Zhilina, Z. I.; Khim.-Farm, Z.; *Pharm. Chem. J.* **1981**, *15*, 495.
- Nagaraj, A.; Reddy, C. S.; *J. Heterocycl. Chem.* **2007**, *44*, 1181.
- Carraro, F.; Pucci, A.; Naldini, A.; Schenone, S.; Bruno, O.; Ranise, A.; Bondavalli, F.; Brullo, C.; Fossa, P.; Menozzi, G.; Mosti, L.; Manetti, F.; Botta, M.; *J. Med. Chem.* **2004**, *47*, 1595.
- Manetti, F.; Santucci, A.; Locatelli, G. A.; Maga, G.; Spreafico, A.; Serchi, T.; Orlandini, M.; Bernardini, G.; Caradonna, N. P.; Spallarossa, A.; Brullo, C.; Schenone, S.; Bruno, O.; Ranise, A.; Bondavalli, F.; Hoffmann, O.; Bologna, M.; Angelucci, A.; Botta, M.; *J. Med. Chem.* **2007**, *50*, 5579.
- Lacotte, P.; Buisson, D. -A.; Ambroise, Y.; *Eur. J. Med. Chem.* **2013**, *62*, 722.
- Lauro, G.; Strocchia, M.; Terracciano, S.; Bruno, I.; Fischer, K.; Pergola, C.; Werz, O.; Riccio, R.; Bifulco, G.; *Eur. J. Med. Chem.* **2014**, *80*, 407.
- Escande, V.; Garoux, L.; Grison, C.; Thillier, Y.; Debart, F.; Vasseur, J. -J.; Boulanger, C.; Grison, C.; *Appl. Catal., B* **2014**, *146*, 279.
- Lacotte, P.; Puente, C.; Ambroise, Y.; *ChemMedChem* **2013**, *8*, 104.
- Mugnaini, C.; Alongi, M.; Togninelli, A.; Gevariya, H.; Brizzi, A.; Manetti, F.; Bernardini, C.; Angeli, L.; Tafi, A.; Bellucci, L.; Corelli, F.; Massa, S.; Maga, G.; Samuele, A.; Facchini, M.; Clotet-Codina, I.; Armand-Ugón, M.; Esté, J. A.; Botta, M.; *J. Med. Chem.* **2007**, *50*, 6580.
- Mai, A.; Artico, M.; Rotili, D.; Tarantino, D.; Clotet-Codina, I.; Armand-Ugón, M.; Ragno, R.; Simeoni, S.; Sbardella, G.; Nawrozkij, M. B.; Samuele, A.; Maga, G.; Este, J. A.; *J. Med. Chem.* **2007**, *50*, 5412.
- Pandiarajan, K.; Chitra, S.; *Tetrahedron Lett.* **2009**, *50*, 2222.
- Mayer, T. U.; Kapoor, T. M.; Haggarty, S.; King, R. W.; Schreiber, S. L.; Mitchison, T. J.; *Science* **1999**, *286*, 971.
- Boumoud, T.; Boumoud, B.; Rhouati, S.; Belfaitah, A.; Debachea, A.; Mosset, P.; *Acta Chim. Slov.* **2008**, *55*, 617.
- Rovnyak, G. C.; Atwal, K. S.; Hedberg, A.; Kimball, S. D.; Moreland, S.; Gougoutas, J. Z.; Reilly, B. C. O.; Schwartz, J.; Malley, M. F.; *J. Med. Chem.* **1992**, *35*, 3254.
- Díaz, I.; Márquez-Alvarez, C.; Mohino, F.; Pérez-Pariente, J.; Sastre, E.; *J. Catal.* **2000**, *193*, 283.
- Maheswari, R.; Shanthi, K.; Sivakumar, T.; Narayanan, S.; *Appl. Catal., A* **2003**, *248*, 291.
- Burri, D. R.; Jun, K. W.; Kim, Y. H.; Kim, J. M.; Park, S. E.; Yoo, J. S.; *Chem. Lett.* **2002**, 212.
- Mohammadi Ziarani, G.; Badiei, A.; Dashtianeh, Z.; Gholamzadeh, P.; Hosseini Mohtasham, N.; *Res. Chem. Intermed.* **2012**, *39*, 3157.
- Mohammadi Ziarani, G.; Badiei, A.; Khaniania, Y.; Haddadpour, M.; *Iran J. Chem. Chem. Eng.* **2010**, *29*, 1.
- Lashgari, N.; Mohammadi Ziarani, G.; Badiei, A.; Gholamzadeh, P.; *Eur. J. Chem.* **2012**, *3*, 310.
- Mohammadi Ziarani, G.; Badiei, A.; Shakiba Nahad, M.; Hassanzadeh, M.; *Eur. J. Chem.* **2012**, *3*, 433.
- Khosropour, A. R.; Baltork, M. I.; Ghorbankhani, H.; *Catal. Commun.* **2006**, *7*, 713.
- Heravi, M. M.; Ranjbar, L.; Derikvand, F.; Alimadadi, B.; *Mol. Divers.* **2008**, *12*, 191.
- Ren, Y. R.; Cai, C.; *Monatsh. Chem.* **2009**, *140*, 49.
- Wang, A.; Liu, X., Sua, Z.; Jing, H.; *Catal. Sci. Technol.* **2014**, *4*, 71.
- Zhang, L.; Zhang, Z.; Liu, Q.; Liu, T.; Zhang, G.; *J. Org. Chem.* **2014**, *79*, 2281.
- Ramos, L. M.; Guido, B. C.; Nobrega, C.; Corrêa, J. R.; Silva, R. G.; de Oliveira, H. C. B.; Gomes, A. F.; Gozzo, F. C.; DaSilveira Neto, B. A.; *Chem. Eur. J.* **2013**, *19*, 4156.
- Elhamifar, D.; Shábani, A.; *Chem. Eur. J.* **2014**, *20*, 3212.
- Kidwai, S.; Saxena, S.; Khalilur, M.; Thukral, S. S.; *Eur. J. Med. Chem.* **2005**, *40*, 816.
- Hui, W.; Xiu-mei, C.; Yu, W.; Ling, Y.; Hai-qiang, X.; Hua-hong, X.; Li-ling, P.; Rui, M.; Cai-hui, Y.; *J. Chem. Res.* **2008**, *12*, 711.
- Wang, Z. T.; Xu, L. W.; Xia, C. G.; Wang, H. Q.; *Tetrahedron Lett.* **2004**, *45*, 7951.

41. Alvim, H. G. O.; Lima, T. B.; de Oliveira, A. L.; de Oliveira, H. C. B.; Silva, F. M.; Gozzo, F. C.; Souza, R. Y.; da Silva, W. A.; DaSilveira Neto, B. A.; *J. Org. Chem.* **2014**, *79*, 3383.
42. Clark, J. H.; Macquarrie, D. J.; Sherwood J.; *Chem. Eur. J.* **2013**, *19*, 5174.
43. Medeiros, G. A.; da Silva, W. A.; Bataglion, G. A.; Ferreira, D. A. C.; de Oliveira, H. C. B.; Eberlin, M. N.; DaSilveira Neto, B. A.; *Chem. Commun.* **2014**, *50*, 338.
44. Souza, R. O. M. A.; da Penha, E. T.; Milagre, H. M. S.; Garden, S. J.; Esteves, P. M.; Eberlin, M. N.; Antunes, O. A. C.; *Chem. Eur. J.* **2009**, *15*, 9799.
45. Ramos, L. M.; Tobio, A. Y.; dos Santos, M. R.; de Oliveira, H. C. B.; Gomes, A. F.; Gozzo, F. C.; de Oliveira, A. L.; DaSilveira Neto, B. A.; *J. Org. Chem.* **2012**, *77*, 10184.
46. Mohammadi Ziarani, G.; Lashgari, N.; Badiçi, A.; *J. Mol. Catal. A* **2015**, *397*, 166.