

Comissão 3.2 - Corretivos e fertilizantes

EFFECT OF ALTERNATIVE MULTINUTRIENT SOURCES ON SOIL CHEMICAL PROPERTIES

Vanessa Martins⁽¹⁾, Douglas Ramos Guelfi Silva⁽²⁾, Giuliano Marchi⁽³⁾, Maurício Cunha Almeida Leite⁽²⁾, Éder de Souza Martins⁽³⁾, Ana Stella Freire Gonçalves⁽²⁾ and Luiz Roberto Guimarães Guilherme^{(2)*}

⁽¹⁾ Universidade Federal do Piauí, Colégio Técnico de Bom Jesus. Bom Jesus, Piauí, Brasil.

⁽²⁾ Universidade Federal de Lavras, Departamento de Ciência do Solo, Lavras, Minas Gerais, Brasil.

⁽³⁾ Empresa Brasileira de Pesquisa Agropecuária, Planaltina, Distrito Federal, Brasil.

* Corresponding author.

E-mail: guilherme@dcs.ufla.br

ABSTRACT

The current high price of potassium chloride and the dependence of Brazil on imported materials to supply the domestic demand call for studies evaluating the efficiency of alternative sources of nutrients. The aim of this work was to evaluate the effect of silicate rock powder and a manganese mining by-product, and secondary materials originated from these two materials, on soil chemical properties and on brachiaria production. This greenhouse experiment was conducted in pots with 5 kg of soil (Latossolo Vermelho-Amarelo distrófico - Oxisol). The alternative nutrient sources were: verdete, verdete treated with NH_4OH , phonolite, ultramafic rock, mining waste and the proportion of 75 % of these K fertilizers and 25 % lime. Mixtures containing 25 % of lime were heated at 800 °C for 1 h. These sources were applied at rates of 0, 150, 300, 450 and 600 kg ha⁻¹ K₂O, and incubated for 45 days. The mixtures of heated silicate rocks with lime promoted higher increases in soil pH in decreasing order: ultramafic rock > verdete > phonolite > mining waste. Applying the mining waste-lime mixture increased soil exchangeable K, and available P when ultramafic rock was incorporated. When ultramafic rock was applied, the release of Ca²⁺ increased significantly. Mining subproduct released the highest amount of Zn²⁺ and Mn²⁺ to the soil. The application of alternative sources of K, with variable chemical composition, altered the nutrient availability and soil chemical properties, improving mainly plant development and K plant uptake, and are important nutrient sources.

Keywords: soil acidity, nutrient availability, rock powder, multi-nutrient fertilizer.

Received for publication on September 23, 2013 and approved on September 10, 2014.

DOI: 10.1590/01000683rbc20150587

RESUMO: ALTERAÇÕES NOS ATRIBUTOS QUÍMICOS DO SOLO PELA ADIÇÃO DE FONTES ALTERNATIVAS MULTINUTRIENTES

O custo atual do cloreto de potássio relacionado à grande dependência de sua importação para suprir a demanda nacional sugere a necessidade de estudos que procurem avaliar a eficiência de fontes alternativas de nutrientes. O objetivo deste trabalho foi avaliar o efeito de rochas silicáticas e de um subproduto de mineração de manganês e suas alterações nos atributos químicos do solo e na produção da braquiária. O experimento foi realizado em casa de vegetação, em vasos com 5 kg de um Latossolo Vermelho-Amarelo distrófico. As fontes alternativas de nutrientes foram: verdete, verdete calcinado e tratado com NH_4OH , fonolito, ultramáfica, rejeito e a proporção de 75 % dessas fontes com 25 % de calcário calcítico. As misturas que apresentaram 25 % de calcário foram calcinadas a 800 °C por 1 h. As fontes foram aplicadas nas doses de 0; 150; 300; 450; e 600 kg ha⁻¹ de K_2O e permaneceram incubadas por um período de 45 dias. As misturas de rochas silicáticas calcinadas com calcário que promoveram maior aumento nos valores de pH do solo foram: ultramáfica, verdete, fonolito e rejeito. Com a aplicação da mistura de rejeito, elevaram-se o K⁺ do solo e o P disponível, quando da incorporação da ultramáfica, Quando foi aplicada ultramáfica, o teor de Ca²⁺ no solo aumentou significativamente. O rejeito liberou a maior quantidade de Zn²⁺ e Mn²⁺ para o solo. As fontes alternativas de K com composição química variada, quando misturadas ao solo, alteraram a disponibilidade de nutrientes e os atributos químicos do solo, melhorando principalmente o desenvolvimento e a absorção de K pelas plantas, sendo importantes fontes de nutrientes para o solo.

Palavras-chave: acidez do solo, disponibilidade de nutrientes, fracionamento do potássio, pó de rocha.

INTRODUCTION

Since Brazil has a large area of crop production, and the nutrient availability of the soils is low, the country has become a major consumer of highly soluble mineral fertilizers such as potassium chloride (KCl), most of which is imported (DNPM, 2011).

In Brazil, there are K-rich rocks (Resende et al., 2006), but with lower solubility than KCl. Alkaline feldspars, feldspathoids and micas are alternative sources of K for fertilizer production in form of salts, thermophosphates, or for direct application to the soil (Nascimento and Loureiro, 2004). Among the rocks studied earlier by Resende et al. (2006), biotite schist, alkaline breccia, carbonatite, phlogopite, and alkaline ultramafic rock had the greatest capacity to release K. These rocks are composed of several chemical elements that play a role as plant nutrients.

Silicate rocks and mining or steel industry mining wastes represent alternatives, because they contain plant nutrients in appreciable amounts and availability, depending on the minerals in their composition. These rock components contribute to increase soil fertility in the medium to long-term, according to their solubility and reaction with soil. They contribute to increase soil fertility and, aside from P, K, Ca, and Mg, also include essential micronutrients, such as Zn, and Mn (van Straaten, 2007). Additionally, the nutrient release from rocks is slow and gradual, which reduces losses by leaching and favors a long-term release. Some materials have an alkalizing effect, acting as soil conditioners (Resende et al., 2006). Thus, it is essential to know the soil mineralogy and forms of K, among other

properties, which may contribute to the prediction of supply, fixation and availability of this nutrient for crops.

This study aimed to evaluate the application of alternative potassium sources on some soil chemical properties, and Marandu grass (*Brachiaria brizantha* cv. Marandu) production, analyzing their efficiency after 45 days of incubation of the rocks and mining waste in the soil.

MATERIAL AND METHODS

Samples from the 0-20 cm layer of a dystrophic Red-Yellow Latosol (Oxisol) were collected in Itutinga, State of Minas Gerais. The soil analysis showed the following results: pH(H₂O) 4.6; 0.06 cmol_c dm⁻³ K⁺; 5.83 mg dm⁻³ Si; 10.3 mg dm⁻³ S; 0.42 mg dm⁻³ P; 0.2 cmol_c dm⁻³ Ca²⁺; 0.1 cmol_c dm⁻³ Mg²⁺; 0.35 cmol_c dm⁻³ Al³⁺; 3.43 cmol_c dm⁻³ H+Al; 3.78 cmol_c dm⁻³ CEC at pH 7.0 (T); 18.1 mg dm⁻³ Fe; 2.52 mg dm⁻³ Zn; 0.71 mg dm⁻³ Cu; 0.1 mg dm⁻³ B; 0.1 mg dm⁻³ Mn; 692 g kg⁻¹ sand; 25 g kg⁻¹ silt; 283 g kg⁻¹ clay; 1.0 mg dm⁻³ P-resin, and 18.95 mg L⁻¹ of remaining-P. For Ca²⁺, Mg²⁺ and Al³⁺, the chemical extractant was 1 mol L⁻¹ KCl, and for K, P, Fe, Zn, Mn, Cu, Si, and Na we used Mehlich-1.

The rock powders and a mining by-product were originated by different processes in different regions: phonolite (Plateau of Poços de Caldas, MG) originally from alkaline volcanic rock (with high Na₂O + K₂O contents) are frequently vitreous to sub-vitreous; ultramafic alkaline rock (Lages, SC), formed by an igneous intrusion composed of ferromagnesian

minerals, plagioclase and carbonate, was collected in a disused quarry, formerly used for construction material; waste from metallurgical processing of Mn mining from (Sete Lagoas, MG), in which K is removed from Fe ore and concentrated in the mining by-product; verdete (Cedro de Abaeté, MG) is a light greenish slate with a clayey matrix with Fe oxide in glauconite.

The rock powders and their mixtures (sieved through 200 mesh) were incorporated into the soil of each pot (5 kg soil per pot) and incubated for 45 days at 70 % field capacity. The experiment was arranged in a completely randomized design with a factorial scheme of nine treatments with three replications, with the following treatments: phonolite; lime and phonolite mixture (25:75 P); verdete; lime and verdete (25:75 V); verdete treated with NH_4OH and calcined (Verdete NH_4); ultramafic rock; lime: ultramafic rock (25:75 U); Mn mining waste; and mixture lime and mining waste (25:75 T). Mixtures were made with 25 % calcitic lime with low Mg content (52.84 % CaO , 2.87 % MgO), with 93.21 % relative neutralizing value (RNV), neutralization power (NP) and relative efficiency (RE) of 102.17 and 91.23 respectively, 93.21 %. Then they were calcined at 800 °C for 1 h in a muffle furnace. The treatments consisted of rates of 0, 150, 300, 450, and 600 kg ha^{-1} K_2O , corresponding to 0.31, 0.62, 0.94, and 1.25 g/pot of K. The amount of rock powder and mining waste mixed with the soil was defined based on the total K_2O content, i.e., 5.10 % verdete, 3.9 % NH_4OH verdete, 3.10 % ultramafic rock, 5.45 % phonolite, 10.3 % mining waste, 30.9 % 25:75 V, 2.36 % 25:75 U, 4.12 % 25:75 P and 7.76 % 25:75 T, measured by method 3052 (USEPA, 1998).

After 45 days of incubation, soil samples were collected for analysis. The soil water pH was determined at a soil:water ratio of 1:2.5. Potential acidity content (H+Al) was determined by 0.5 mol L^{-1} $\text{Ca}(\text{OAc})_2$; Ca^{2+} , Mg^{2+} , Al^{3+} , P, K^+ , Zn^{2+} , and Mn^{2+} contents were extracted by Mehlich-1, which were analyzed by colorimetry (P), titration (Ca^{2+} , Mg^{2+} and Al^{3+}), flame photometry (K^+), and atomic absorption spectrophotometry (Zn^{2+} and Mn^{2+}). Base saturation (V %), CEC at pH 7.0 (T) and aluminum saturation (m) were obtained indirectly, by using exchangeable bases, potential acidity, and exchangeable aluminum values (CFSEMG, 1999).

Potassium fractionation was performed by a specific method for each form. Total K was extracted by microwave digestion, EPA3052 method (USEPA, 1998), exchangeable K by Mehlich-1 (Embrapa, 1997), and non-exchangeable K by 1 mol L^{-1} boiling nitric acid solution (Pratt, 1973). Finally, soluble K^+ was extracted by boiling water (Brasil, 2006) and determined by flame photometry.

After the incubation period, soil samples were collected to determine the complementary nutrient requirements of brachiaria plants. Macro (N and P 300, Mg 30 and S 50 mg dm^{-3}) and micronutrients (B 0.5, Mn 5.0, Zn 5.0, Mo 0.1 and Cu 1.5 mg dm^{-3}) were mixed to the soil in form of pure chemical solutions (Malavolta, 1980). Nitrogen and KCl were split in three applications. Liming was applied only to the control and KCl was used to raise base saturation to 50 %, as recommended by CFSEMG (1999) at a Ca:Mg ratio of 3:1.

Thirty seeds per pot were sown, which sprouted after seven days. Ten days after emergence, plants were thinned to five per pot, when $\frac{1}{3}$ of the KCl of each rate was applied. Sixty days after thinning, the plants were harvested for analysis.

Plants were divided in leaves, and stem + sheath. All collected material was washed in distilled water and dried to constant weight in an oven with forced air circulation at 65 °C. Subsequently, the material was weighed and ground in a Willey mill. After grinding, samples of each shoot part were sent to a laboratory for determination of K contents (Malavolta et al., 1997). Potassium was determined by flame photometry after nitric-perchloric digestion.

The relative agronomic efficiency (RAE) of each treatment was calculated based on the K accumulation in brachiaria shoots, according to the following expression:

$$\text{RAE (\%)} = \frac{\left[\frac{(\text{SDM} \times \text{shoot content})}{(\text{fertilizer})} \right] - \left[\frac{(\text{SDM} \times \text{shoot content})}{(\text{control})} \right]}{\text{K}_2\text{O rate}}$$

For statistical analysis, the results were subjected to the mean test and regression analysis by statistical software SISVAR® version 5.3 (Ferreira, 2008), using mathematical models to optimize the equation and correlation analysis by software SigmaPlot 11.0.

RESULTS AND DISCUSSION

Rates of potassium, rock types, and rock-lime interactions significantly influenced nutrient availability and altered chemical properties of the incubated soil ($p < 0.05$).

In general, pH values increased proportionally to the increase of applied K and according to the source (Figure 1).

Calcined silicate rocks and lime mixtures promoted an increase in soil pH, in descending order: 25:75U>25:75V>25:75P>25:75T, with RNV/RNV of 29, 17, 30, and 48 %, respectively, and relative efficiency (RE %) higher than 70 %. Moreover, rocks without lime caused a linear increase in soil pH, in compliance with K rates, except for pure and treated

verdete, which did not cause changes in soil pH as a function of K rates (Figure 1). The CEC of the soil used in this study was low (T) ($3.78 \text{ cmol}_c \text{ dm}^{-3}$); thus, the buffering capacity is small and tends to re-equilibrate when mixed with neutralizing or acidic materials.

Alterations in soil pH may be explained by the variation in total carbonate content of each rock type (mg kg^{-1} of CaO and MgO, respectively): ultramafic rock (13.1 and 18.5), verdete (4.83 and 3.68), phonolite (1.52 and 0.27), and mining waste (3.58, 0.79).

Calcium availability and sum of bases (SB) increased with increasing K_2O rates for most treatments (Figure 2a,b) with the exception of phonolite, verdete, verdete treated with NH_4OH , and mining waste. After incubation, fertilizers promoted increases in Ca^{2+} from 0.2, natural soil, to $2.90 \text{ cmol}_c \text{ dm}^{-3}$. Ultramafic rock + lime (75 U: 25 L) passed (based on criteria of CFSEMG, 1999) from a "very low" to an "ideal" class (from 2.41 to $4.00 \text{ cmol}_c \text{ dm}^{-3}$). Among the non-calcined treatments, only ultramafic rock contributed to increase Ca^{2+} in the soil.

Magnesium availability increased in soil incubated with ultramafic rock, verdete and the

mixture 75 % ultramafic rock with 25 % lime. (Figure 2c).

Diversity in rock mineralogy explains the trends in nutrient release among treatments. Release rates of K^+ increased after 45-day incubation with multi-nutrient sources, except for ground verdete, mixed with lime, and treated with NH_4OH (Figure 2d). Although this silicate is rich in K, mineral solubility is low, since their structures are not easily disrupted by natural means, being required a more energetic treatment for K extraction.

Results showed higher K release from the mining by-product (229 mg dm^{-3}) and its mixture 25:75 T (233 mg dm^{-3}) than from the other treatments, due to the physico-chemical treatments of this material originated from manganese mining in a metallurgical process. The K release in decreasing order in treated soil was mining waste > 25:75T > 25:75P > ultramafic rock > phonolite > 25:75U.

Exchangeable K content in soil was 22.17 mg dm^{-3} before treatments were applied (Figure 2d). This value is near the minimum required for plant growth and is considered "low" ($16\text{-}40 \text{ mg dm}^{-3}$) K content by CFSEMG (1999). After the treatments, even at the lowest K rates applied, materials such as ultramafic rock, mining waste, 25:75 P and 25:75 T, reached the "medium" level ($41\text{-}70 \text{ mg dm}^{-3}$), and with increasing K rates reached "high" levels of K ($71\text{-}120 \text{ mg dm}^{-3}$) (Figure 2d).

The increased availability of Ca^{2+} , Mg^{2+} and K^+ with increasing K rates, altered soil base saturation (V) (Figure 3). Highest values were obtained by lime mixture application, confirming the acidity-correction effect of these treatments, as indicated by the RNV for each treatment.

The mixture 25:75U (RNV = 29 %) induced highest base saturation (75 %). Ribeiro et al. (2010) reported that alkaline ultramafic rock has proved promising for acidic soils, releasing K^+ , Ca^{2+} , and Mg^{2+} . This rock powder can also influence the uptake of other nutrients, such as Fe, Mn and Zn, promoting plant growth and development, and play a role as soil conditioner.

Contrarily, Al saturation decreased substantially when treatments were applied (Figure 3b). Ground verdete and verdete treated with NH_4OH did not change soil pH and Al saturation significantly (Figure 1).

Aside from providing nutrients and improving soil physical-chemical properties, silicate rocks also provide silicon (Si), which is essential for the crop development (Figure 4a). Additionally, other positive effects of silicates are also related to Si-P interactions, enhancing P use (Carvalho et al., 2001). Ultramafic rock addition resulted in highest Si content in soil. Phosphate competes with silicate for the same adsorption sites, so that the latter can

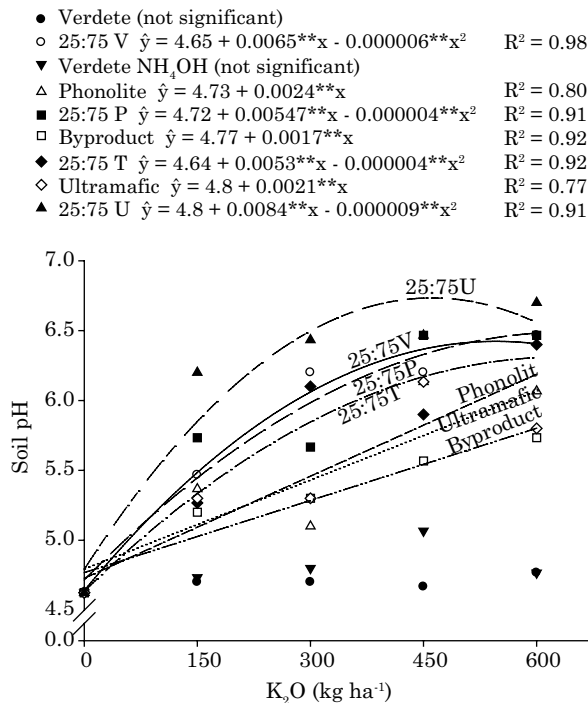


Figure 1. Effect of the different treatments and K rates on soil pH, after a 45-day incubation. *significant at 5 % by the Scott Knott test. Non-significant for verdete and verdete mixed with NH_4OH .

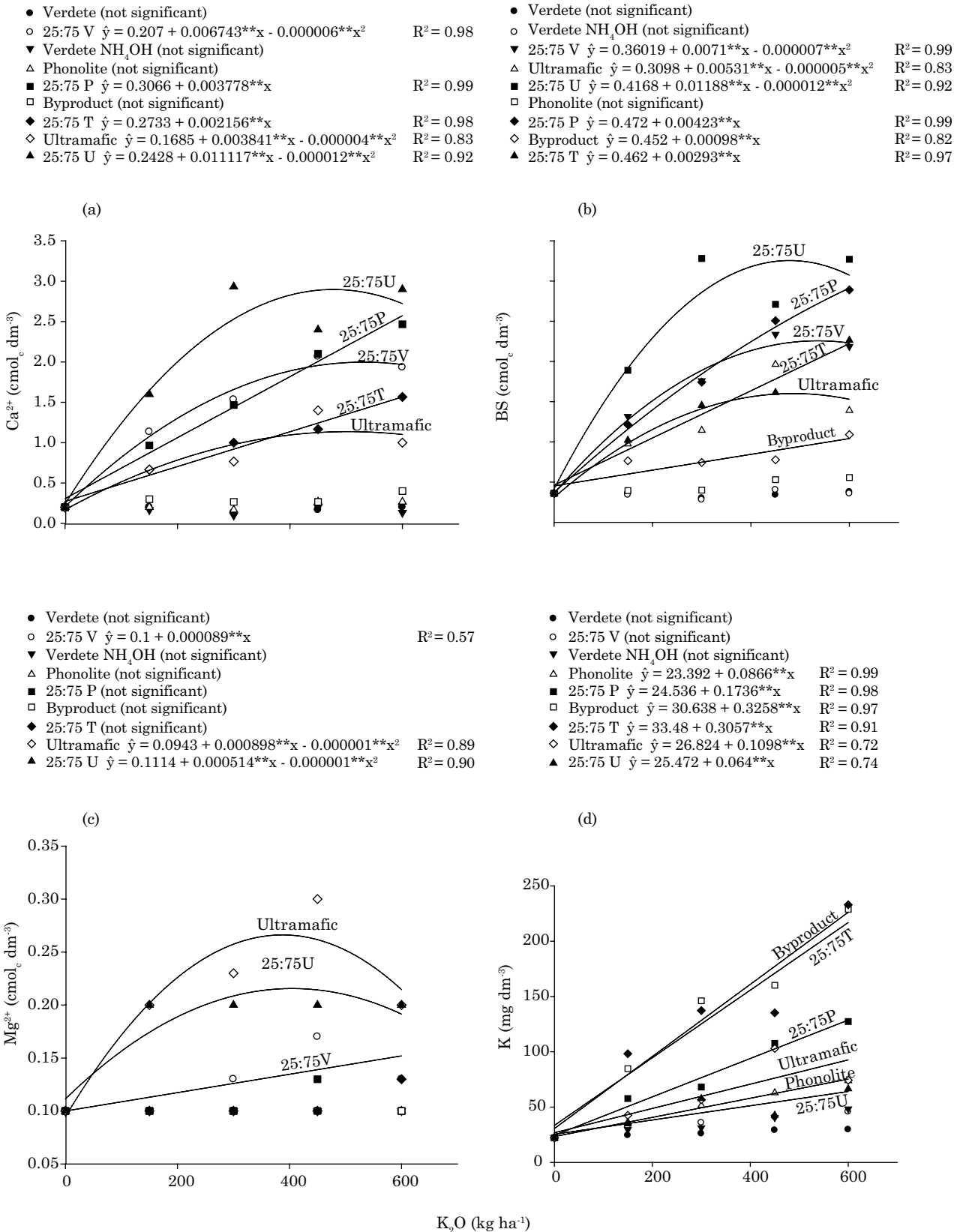


Figure 2. Regression equations for content of: a) calcium; (b) sum of bases (SB); (c) magnesium; and (d) potassium in soil as a function of K₂O rates after a 45-day incubation. * Significant at 5 % by Scott Knott test.

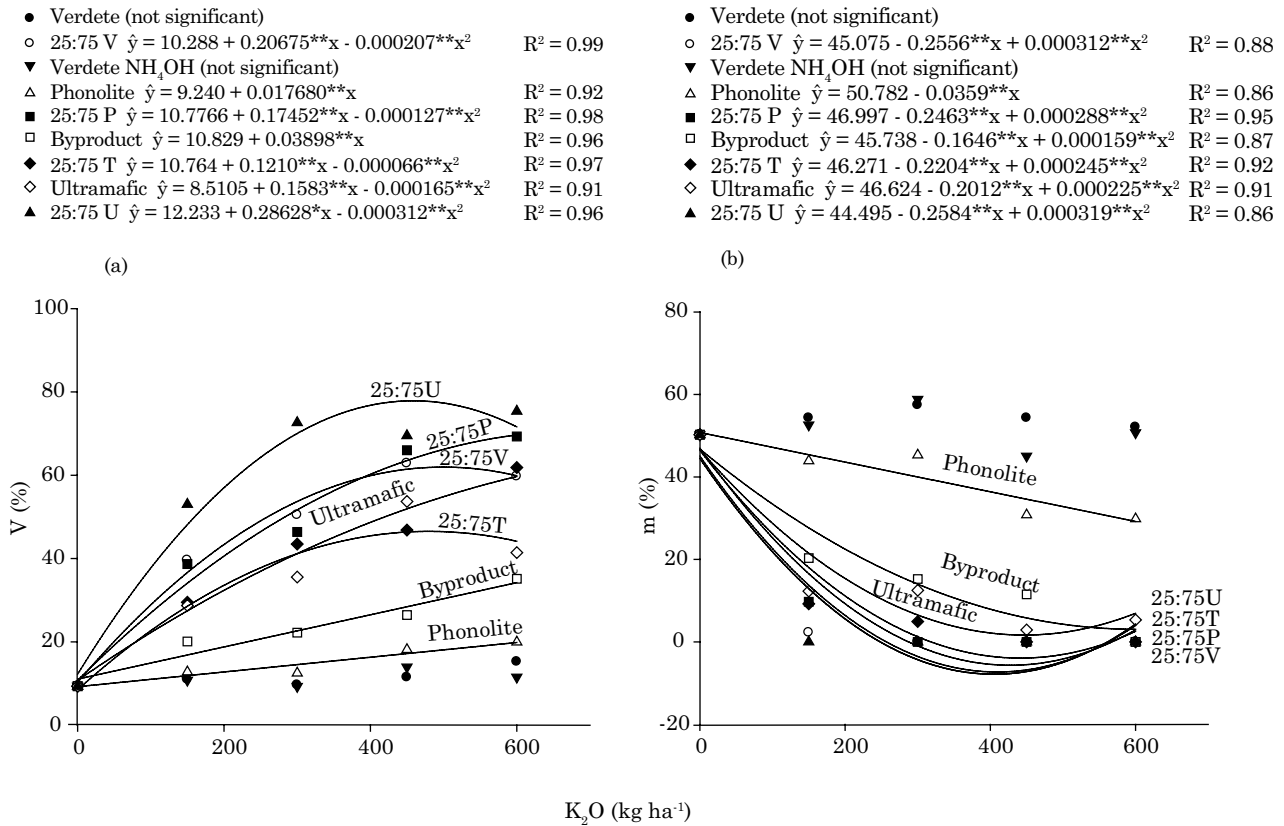


Figure 3. Values of: (a) base saturation (V) and (b) aluminum saturation (m) of soil as affected by the treatments, after 45-day incubation.

move (desorb) the first, and vice versa, from the solid to liquid phase. According to Prado and Fernandes (2001), Si occupies P adsorption sites and, thus, increases P availability in soil solution.

Available P (Mehlich-1) (Figure 4b) in soil treated with ultramafic rock and its mixture with lime increased from 0.47 mg dm⁻³ (zero-rate) to 7.9 mg dm⁻³ (450 kg ha⁻¹ K₂O) and 4.5 mg dm⁻³ (600 kg ha⁻¹). This is due to several factors; the pH, for instance, influences P availability, and in this soil type, characterized by variable charges, increases in pH raise the P availability.

Ribeiro et al. (2010) observed that ultramafic rocks also contributed to an increase in exchangeable K, as well as P, Na, pH and base saturation in a Latossolo Amarelo (Oxisol).

Phosphorus extraction by resin in the soil treated with ultramafic rock, and its mixture, increased with increasing soil pH (Figure 1c). Release of P may be a result of Al and Fe precipitation, reduced adsorption of phosphate ions, as well as displacement of P from soil due to greater silicic acid activity.

When 25:75P and 25:75U were applied, there was a decrease in remaining-P levels with increasing

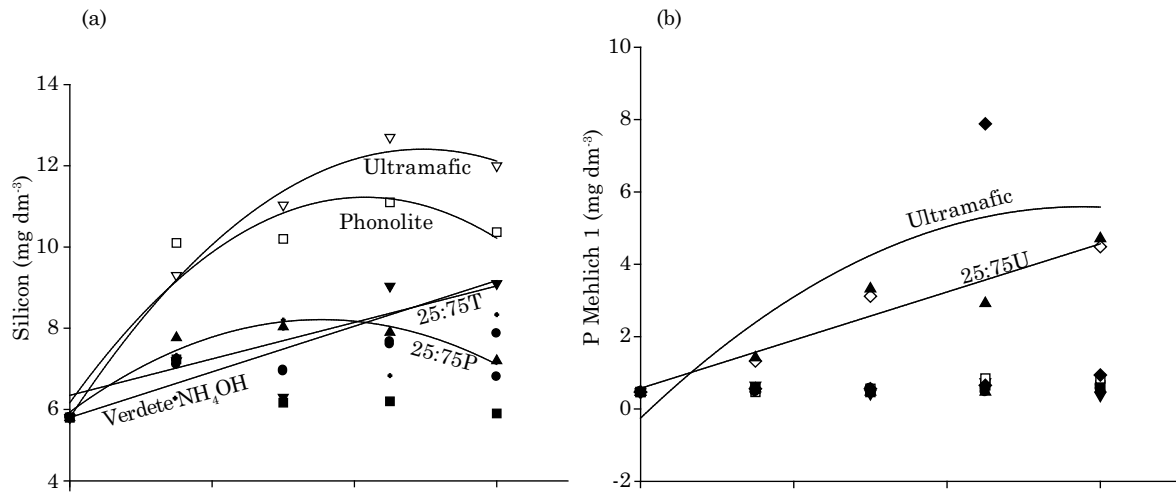
K₂O rates (Figure 4d). This reduction may have resulted from the increased concentration of Ca in soil (Figure 2a), which can complex with P.

Manganese mining waste, and its mixture (25:75T), were the treatments that released the highest amount of micronutrients, such as Zn²⁺ and Mn²⁺ (Figure 5). Extracted Zn²⁺ and Mn²⁺ from soil raised, respectively, from 2.6 and 1 mg kg⁻¹ (untreated soil), with the treatments mining waste and its mixture, respectively, to 61 and 34, and 396 and 273 (highest applied rates); treatments: mining waste and 25:75T did not exceed permissible limits of Zn for agricultural soils, according to Cetesb (2005). Zinc is present in several basic and acidic rocks, due to isomorphous substitution of Mg²⁺ by Zn²⁺, common in silicate rocks. However, mining waste is very rich in Zn, as a result of Mn extraction, which concentrates Zn in the mining waste.

Potassium fractionation in soil

Total soil K content differed significantly among treatments. Higher levels of total K were found in treatments with the highest amounts of applied K, except for treatments 25:75V, ultramafic rock, and 25:75U that differed only from untreated soil

- Verdete (not significant)
 - 25:75 V (not significant)
 - ▼ Verdete NH₄OH $\hat{y} = 5.80 + 0.0056^{**}x$ $R^2 = 0.76$
 - Phonolite $\hat{y} = 6.163 + 0.0244^{**}x - 0.00003^{**}x^2$ $R^2 = 0.99$
 - ▲ 25:75 P $\hat{y} = 5.93 + 0.013^{**}x - 0.00002^{**}x^2$ $R^2 = 0.95$
 - Byproduct (not significant)
 - 25:75 T $\hat{y} = 6.35 + 0.0045^{**}x$ $R^2 = 0.77$
 - ▽ Ultramafic $\hat{y} = 5.79 + 0.027^{**}x - 0.00003^{**}x^2$ $R^2 = 0.99$
 - 25:75 U (not significant)
- Verdete (not significant)
 - 25:75 V (not significant)
 - ▼ Verdete NH₄OH (not significant)
 - △ Phonolite (not significant)
 - 25:75 P (not significant)
 - Byproduct (not significant)
 - ◆ 25:75 T (not significant)
 - ◇ Ultramafic $\hat{y} = -0.2549 + 0.0203^{**}x - 0.000018^{**}x^2$ $R^2 = 0.69$
 - ▲ 25:75 U $\hat{y} = 0.5707 + 0.0066^{**}x$ $R^2 = 0.91$



- Phonolite (not significant)
 - 25:75 P $\hat{y} = 1.22 + 0.0046^{**}x$ $R^2 = 0.97$
 - ▼ Verdete (not significant)
 - △ 25:75 V (not significant)
 - Verdete NH₄OH (not significant)
 - Ultramafic $\hat{y} = -2.09 + 0.097^{**}x - 0.000098^{**}x^2$ $R^2 = 0.72$
 - ◆ 25:75 U $\hat{y} = 0.872 + 0.322^{**}x + 0.00004^{**}x^2$ $R^2 = 0.99$
 - ◇ Byproduct (not significant)
 - ▲ 25:75 T $\hat{y} = 1.55 + 0.0049^{**}x$ $R^2 = 0.78$
- Phonolite (not significant)
 - 25C:75P $\hat{y} = 21.533 - 0.0068^{**}x$ $R^2 = 0.55$
 - ▼ Verdete (not significant)
 - △ 25:75 V (not significant)
 - Verdete NH₄OH (not significant)
 - Ultramafic (not significant)
 - ◆ 25:75 U $\hat{y} = -20.343 - 0.011^{**}x$ $R^2 = 0.96$
 - ◇ Byproduct (not significant)
 - ▲ 25:75 T (not significant)

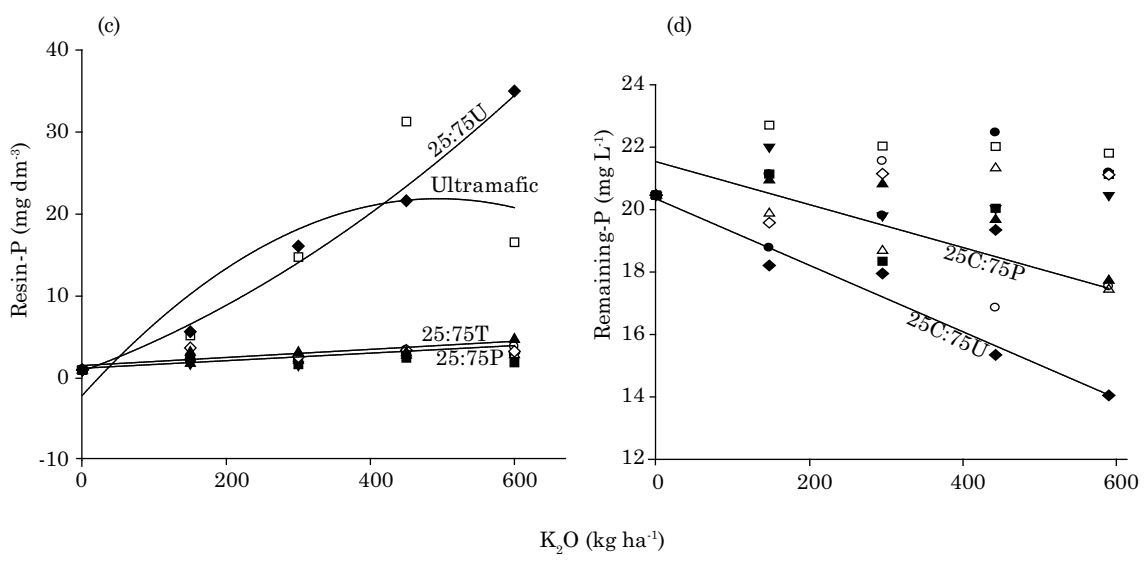


Figure 4. Content of: (a) silicon, and phosphorus in soil: (b) extractor Mehlich-1; (c) resin-P; and (d) remaining-P, according to treatments, after a 45-day incubation. * significant at 5 % by the Scott Knott test.

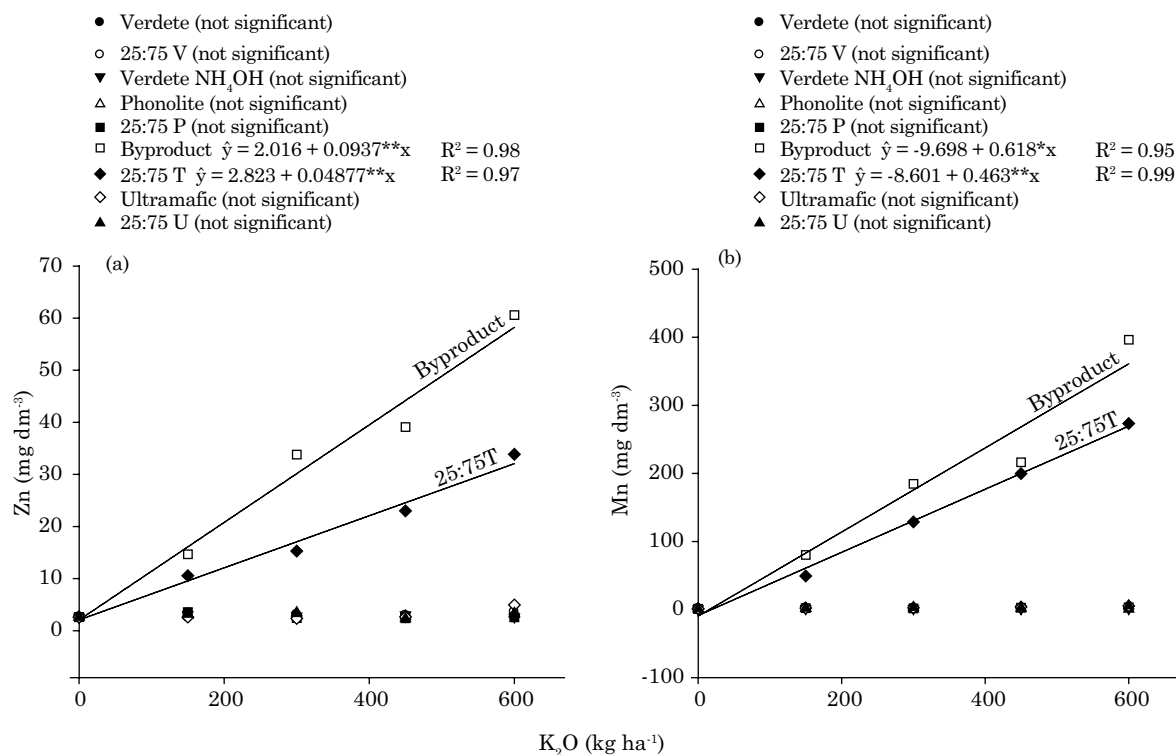


Figure 5. Availability of: (a) zinc, and (b) manganese in soil according to treatments after 45-day incubation. * Significant at 5 % by Scott Knott test. Non-significant for: verdete, verdete with NH₄OH, 25:75V, phonolite, 25:75P, ultramafic rock, 25:75U.

(Table 1). Total K content among all treatments ranged from 233 to 825 mg dm⁻³ (Table 1). Total K contents in soil incubated with rocks and lime-rock mixtures were similar to those found in the clay fraction of Oxisols by Melo et al. (2005) (549, 810 and 960 mg dm⁻³), which were considered low. Generally, younger soils have higher K levels (4,220; 4,191; 9,412 mg dm⁻³), which are significant, mainly, due to the higher content of primary minerals in the clay fraction.

Several studies have shown high correlations between soil K extracted by nitric acid with K uptake by corn, wheat and eucalyptus (Simard et al., 1992; Melo et al., 2005). In this study, non-exchangeable K forms extracted by nitric acid and exchangeable K values extracted by Mehlich-1 were positively correlated.

Significant differences were observed for exchangeable K among treatments, ranging from 24, 26, 29, and 30 mg dm⁻³ K for verdete, to 83, 146, 160, and 233 mg dm⁻³ K for mining waste (Table 1).

Plant response to treatments

Leaf dry matter weight (LDM) increased linearly with increasing rates in treatments, after 60-day cultivation with 25:75P, 25:75T, ultramafic rock, and mining waste. Nonetheless, for 25:75U, rates of 200 kg ha⁻¹ K₂O and higher promoted a decrease in

LDM. The lowest LDM values were obtained in all treatments containing verdete, being non-significant in relation to rates in the treatments 25:75V and phonolite (Figure 6a). Stem and sheath production were not significantly altered by increasing rates in the treatments 25:75 V, calcined verdete, verdete treated with NH₄OH, and 25:75P. The LDM was highest in soil treated with mining waste, phonolite, 25:75U, ultramafic rock, and 25: 75T, respectively with positive linear behavior (Figure 6b).

Leaf, stem and sheath production was lowest in the verdete treatments (pure, mixed with lime, and treated with NH₄OH), unlike found by Eichler and Lopes (1983). These authors tested a fertilizer obtained through calcination at 1,100 °C of verdete and lime (in equal parts), resulting in a shoot dry matter weight of corn equivalent to that obtained with KCl in the first crop cycle and greater in the following. This difference may be related to the heating temperature and time, and the mixture components and their proportions. Calcination with lime reduces mixture melting temperature, which, according to Kirsch (1972), favors structure alterations of the original mineral, and subsequent formation of other compounds, releasing part of the mineral-bound K.

At each stage of forage development, the leaf, stem and dead material ratios of plant dry matter differ.

Table 1. Potassium fractionation in soil after a 45-day incubation, as affected by the different rates and treatments

K ₂ O	H ₂ O					Mehlich-1					HNO ₃					HF				
	0	150	300	450	600	0	150	300	450	600	0	150	300	450	600	0	150	300	450	600
kg ha ⁻¹	K (mg kg ⁻¹)																			
Verdete	16 bA	31 bA	47 aB	52 aA	57 aA	22 aA	24 aC	26 aC	29 aD	30 aD	31 aA	56 aA	60 aC	67 aD	71 aE	233 cA	539 bA	530 bB	605 aB	663 aB
V NH ₄ OH	16 bA	26 bA	21 bC	47 aA	16 bC	22 aA	30 aC	32 aC	41 aD	48 aD	31 bA	71 bA	69 bC	108 aC	123 aD	233 cA	460 bA	437 bC	502 aC	548 aC
25:75 V	16 bA	16 bA	36 aB	16 bB	47 aB	22 aA	32 aC	36 aC	41 aD	46 aD	31 cA	87 bA	100 bC	129 aC	150 aC	233 bA	518 aA	567 aB	577 aB	571 aC
Mining byproduct	16 bA	16 bA	16 bC	52 aA	68 aA	22 dA	83 cA	146 bA	160 bA	213 aA	31 dA	98 cA	179 bA	216 bA	272 aA	233 dA	367 cC	448 bC	514 aC	555 aC
25:75 T	16 cA	21 cA	36 bB	36 bA	68 aA	22 dA	98 cA	137 bA	146 bA	233 aA	31 eA	131 dA	193 cA	235 bA	290 aA	233 cA	429 bB	520 aB	561 aB	560 aC
Phonolite	16 aA	16 aA	26 aC	26 aB	16 aC	22 bA	36 bC	43 bC	63 aC	74 aC	31 bA	65 aA	77 aC	87 aD	108 aD	233 dA	483 cA	626 bA	599 bB	718 aB
25:75F	16 bA	21 bA	63 aA	52 aA	62 aA	22 dA	58 cB	68 cB	108 bB	127 aB	31 dA	85 cA	98 cC	175 bB	237 aB	233 dA	492 cA	513 cB	660 bA	825 aA
Ultramafic rock	16 cA	16 cA	42 bB	42 bA	68 aA	22 dA	43 bC	57 cB	94 aB	74 bC	31 dA	89 cA	133 bB	199 aB	185 aC	233 bA	430 aB	459 aC	454 aC	398 aD
25:75 U	16 bA	31 aA	36 aB	42 aA	42 aB	22 bA	35 bC	58 aB	56 aC	73 aC	31 cA	85 bA	169 aA	149 aC	179 aC	233 bA	362 aC	392 aC	377 aD	377 aD

Means followed by the same uppercase letter in columns and lowercase letter in rows do not differ from each other at 5 % of significance by the Scott-Knott test.

- Verdete $\hat{y} = 8.293 - 0.0150^{**}x + 0.000021^{*}x^2$ $R^2 = 0.60$
 - 25:75 V (not significant)
 - ▼ Verdete NH₄OH $\hat{y} = 8.4947 - 0.0119^{*}x + 0.000018^{**}x^2$ $R^2 = 0.80$
 - ▽ Phonolite (not significant)
 - 25:75 P $\hat{y} = 9.714 + 0.004^{*}x$ $R^2 = 0.47$
 - Byproduct $\hat{y} = 8.1107 + 0.00498^{**}x$ $R^2 = 0.50$
 - ◆ 25:75 T $\hat{y} = 8.787 + 0.00909^{**}x$ $R^2 = 0.80$
 - ◇ Ultramafic $\hat{y} = 9.1005 + 0.00534^{**}x$ $R^2 = 0.72$
 - ▲ 25:75 U $\hat{y} = 8.4429 + 0.02174^{**}x - 0.000034^{**}x^2$ $R^2 = 0.79$
- Verdete $\hat{y} = 4.22 - 0.0117^{**}x + 0.000017^{*}x^2$ $R^2 = 0.79$
 - 25:75 V (not significant)
 - ▼ Verdete NH₄OH (not significant)
 - ▽ Phonolite $\hat{y} = 4.6060 + 0.00268^{*}x$ $R^2 = 0.55$
 - 25:75 P (not significant)
 - Byproduct $\hat{y} = 4.4267 + 0.00585^{**}x$ $R^2 = 0.86$
 - ◆ 25:75 T $\hat{y} = 4.459 + 0.009349^{**}x$ $R^2 = 0.84$
 - ◇ Ultramafic $\hat{y} = 4.7353 + 0.00472^{**}x$ $R^2 = 0.85$
 - ▲ 25:75 U $\hat{y} = 5.041 + 0.003618^{**}x$ $R^2 = 0.60$

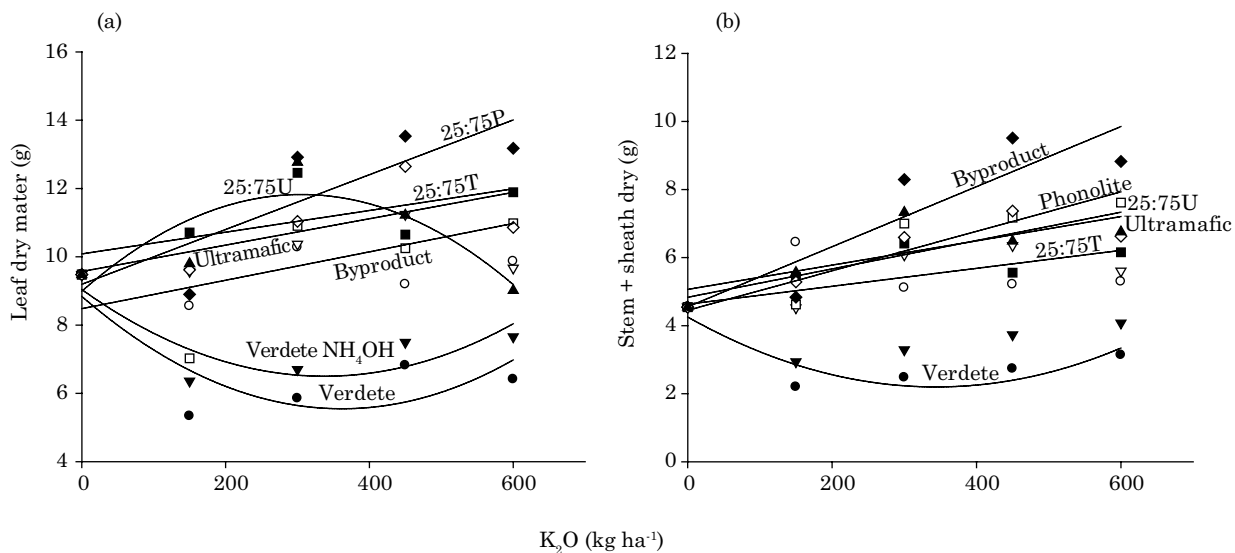


Figure 6. Dry matter of: (a) leaves, and (b) stem + sheath as affected by the treatments 60 days after planting.

- Verdete $\hat{y} = 2.451 + 0.009486^{**}x - 0.000114^{**}x^2$ $R^2 = 0.67$
 - 25:75 V $\hat{y} = -2.162 - 0.004353x + 0.000132^{**}x^2$ $R^2 = 0.89$
 - ▼ Verdete NH₄OH $\hat{y} = 2.113 + 0.0018373^{**}x$ $R^2 = 0.88$
 - ▽ Phonolite $\hat{y} = 1.8812 + 0.008545^{**}x$ $R^2 = 0.89$
 - 25:75 P (not significant)
 - Byproduct $\hat{y} = 2.790 + 0.025353^{**}x - 0.000025^{**}x^2$ $R^2 = 0.91$
 - ◆ 25:75 T $\hat{y} = 2.473 + 0.025117^{**}x - 0.000025^{**}x^2$ $R^2 = 0.97$
 - ◇ Ultramafic $\hat{y} = 1.747 + 0.007303^{**}x$ $R^2 = 0.94$
 - ▲ 25:75 U $\hat{y} = 1.848 + 0.00416^{**}x$ $R^2 = 0.90$
- Verdete $\hat{y} = 105.813 + 0.5849^{**}x - 0.000817^{**}x^2$ $R^2 = 0.82$
 - 25:75 V $\hat{y} = 87.672 - 0 + 0.0749^{**}x$ $R^2 = 0.66$
 - ▼ Verdete NH₄OH $\hat{y} = 98.99 + 0.3025^{**}x - 0.000317^{**}x^2$ $R^2 = 0.96$
 - ▽ Phonolite $\hat{y} = 100.78 + 0.159^{**}x$ $R^2 = 0.97$
 - 25:75 P (not significant)
 - Byproduct $\hat{y} = 90.524 + 1.0526x - 0.00109^{**}x^2$ $R^2 = 0.99$
 - ◆ 25:75 T $\hat{y} = 94.29 + 1.146^{**}x - 0.00138^{**}x^2$ $R^2 = 0.98$
 - ◇ Ultramafic $\hat{y} = 96.486 + 0.2772^{**}x$ $R^2 = 0.95$
 - ▲ 25:75 U $\hat{y} = 97.0321 + 0.2914^{**}x$ $R^2 = 0.95$

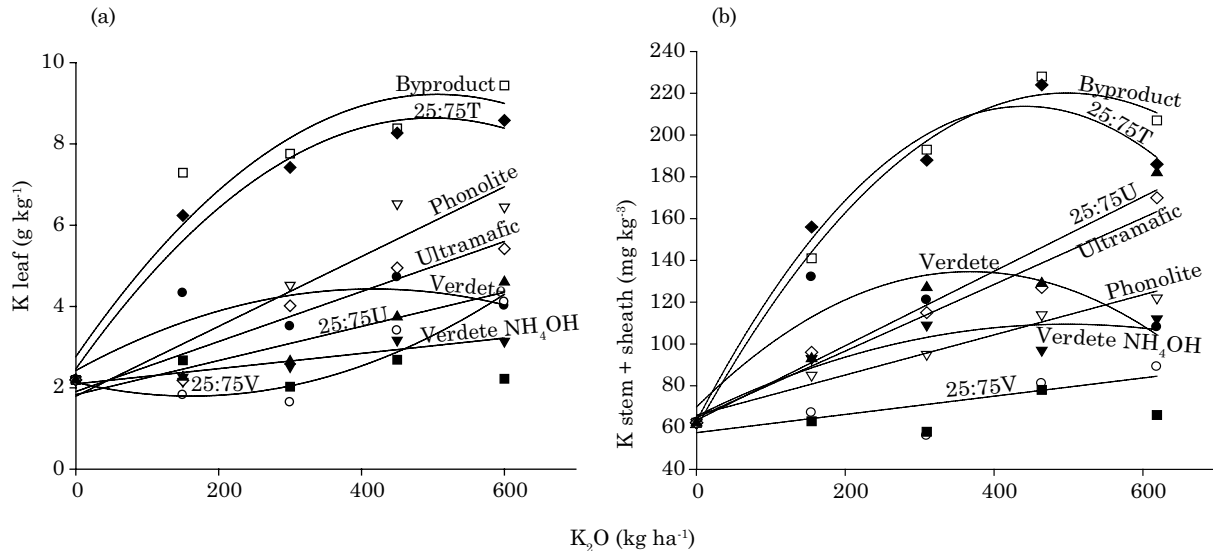


Figure 7. Potassium content in (a) leaf and (b) stem + sheath as affected by the treatments 60 days after planting.

- Verdete (not significant)
- 25:75 V $\hat{y} = -17.841 + 0.1304^{**}x$ $R^2 = 0.91$
- ▼ Verdete NH₄OH (not significant)
- ▽ Phonolite $\hat{y} = -109.13 + 0.991^{**}x - 0.001^{**}x^2$ $R^2 = 0.98$
- 25:75 P (not significant)
- Byproduct $\hat{y} = 92.73 + 0.232^{**}x$ $R^2 = 0.49$
- ◆ 25:75 T $\hat{y} = -19.51 + 1.041^{**}x - 0.0011^{**}x^2$ $R^2 = 0.65$
- ◇ Ultramafic $\hat{y} = -67.88 + 0.692^{**}x - 0.00067^{**}x^2$ $R^2 = 0.94$
- ▲ 25:75 U $\hat{y} = 16.836 + 0.089^{**}x$ $R^2 = 0.68$

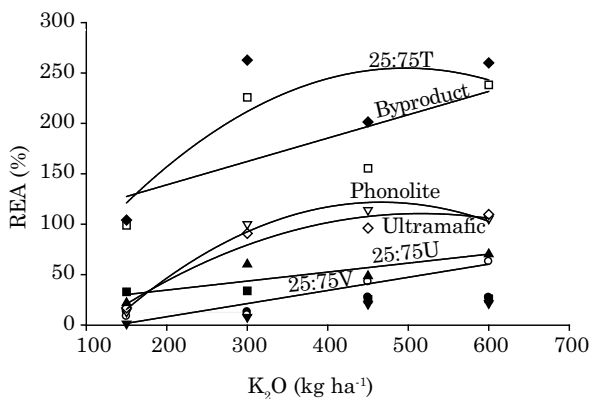


Figure 8. Relative Agronomic Efficiency Index (RAE) of the multi-nutrient sources based on K accumulation in *Brachiaria* shoots, as affected by the applied rates.

This means that the plant structure changes over time. Animals have preferences for some plant parts, for example leaves over stems (L'Huillier et al., 1986). According to Pinto et al. (1994), a critical limit for a weight ratio (leaves:stem) of 1.0 has been considered. Lower weight ratio leaves:stem would mean a drop in forage quantity and quality. In this study, we found a mean ratio of 1.71.

Carvalho et al. (1991) evaluated *Brachiaria decumbens* responses to N and K fertilization in a Latossolo Vermelho-Amarelo (Oxisol) treated with 43.5 mg dm⁻³ K for two years (three growing cycles). They found visual deficiency symptoms in leaves in treatments without K, which did not occur in our study, even when the forage was grown in untreated soil (22 mg dm⁻³ K).

Differences among treatments induced variations in soil-available K and, consequently, variations in forage yield. The treatments that provided more K to the soil (Figure 2d) were also those in which the plants absorbed more, that is, the treatments with mining by-product and 25:75T (Figure 7).

The agronomic efficiency index related to dry matter production was observed in decreasing order in the treatments: 25:75T > mining waste > phonolite > ultramafic rock > 25:75U > 25:75V.

Verdete with NH_4OH and verdete, which were not significant in relation to applied rates (Figure 8).

CONCLUSIONS

All treatments, except for verdete (pure, lime-calcined, and mixed with NH_4OH), contributed to soil pH increase, especially the mixtures 25:75U, 25:75P, 25:75T, and 25:75T.

Extracted silicon content increased with extracted P increases.

All mixtures, mainly 25:75U, and pure ultramafic rock, enhanced Ca^{2+} availability; consequently, they increase base saturation and sum of bases.

Mining waste raised the Zn and Mn contents in soil and increased exchangeable K in soil.

Extracted exchangeable and non-exchangeable K were in the same order, and the highest values were found in mining waste, 25:75T, 25:75P, and ultramafic rock-treated soils.

Shoot dry matter weight was related to potassium supply.

The efficiency of potassium fertilization for marandu grass was highest in the treatments with 25:75T mixture and mining waste.

ACKNOWLEDGEMENTS

The authors are indebted to the Foundation for Research Support of the State of Minas Gerais (FAPEMIG), the National Council for Scientific and Technological Development (CNPq), and the Coordination for the Improvement of Higher Level Personnel (CAPES) for financial support.

REFERENCES

- Brasil. Ministério da Agricultura, Pecuária e Abastecimento. Manual de métodos analíticos oficiais para fertilizantes minerais, orgânicos, organominerais e corretivos. Brasília, DF: 2006.
- Companhia Ambiental do Estado de São Paulo - Cetesb. Decisão de diretoria No 195-2005-E, de 23 de novembro de 2005 [accessed Dec 10 2012]. Available at: http://www.cetesb.sp.gov.br/Solo/relatorios/tabela_valores_2005.pdf.
- Carvalho MM, Martins CE, Verneque RS, Siqueira C. Resposta de uma espécie de braquiária à fertilização com nitrogênio e potássio em um solo, ácido. R Bras Ci Solo. 1991;15:195-200.
- Carvalho R, Furtini Neto AE, Santos CD, Fernandes LA, Curi N, Rodrigues DC. Interações silício-fósforo em solos cultivados com eucalipto em casa de vegetação. Pesq Agropec Bras. 2001;36:557-65.
- Comissão de Fertilidade do Solo do Estado de Minas Gerais - CFSEMG. Recomendações para o uso de corretivos e fertilizantes em Minas Gerais - 5ª Aproximação. Viçosa, MG: Folha Viçosa; 1999.
- Departamento Nacional da Produção Mineral - DNPM. Potássio [internet]. Brasília, DF: Departamento Nacional da Produção Mineral; 2011 [accessed Mar 02 2013]. Available at: https://sistemas.dnpm.gov.br/publicacao/mostra_imagem.asp?IDBancoArquivo=7404.
- Eichler V, Lopes AS. Disponibilidade do potássio do verdete de Abaeté, calcinado com e sem calcário magnesiano, para a cultura do milho (*Zea mays* L.) em solo de textura argilosa. Ci Prática. 1983;7:136-56.
- Empresa Brasileira de Pesquisa Agropecuária - Embrapa. Manual de método de análise de solo. 2ª ed. Rio de Janeiro; 1997.
- Ferreira DF. SISVAR: Um programa para análises e ensino de estatística. Rev Symp. 2008;6:6-41.
- Kirsch H. Mineralogia aplicada. São Paulo: Universidade de São Paulo; 1972.
- L'Huillier PJ, Poppi DP, Fraser TJ. Influence of structure and composition of ryegrass and prairie grass-white clover swards on the grazed horizon and diet harvested by sheep. Grass For Sci. 1986;41:259-67.
- Malavolta E, Vitti GC, Oliveira SA. Avaliação do estado nutricional de plantas. Piracicaba: International Plant Nutrition Institute, 1997.
- Malavolta E. Elementos de nutrição mineral de plantas. São Paulo: Agronômica Ceres; 1980.
- Melo VF, Corrêa GF, Ribeiro NA, Maschio PA. Cinética de liberação de potássio e magnésio pelos minerais da fração argila de solos do triângulo mineiro. R Bras Ci Solo. 2005;29:533-45.
- Nascimento M, Loureiro FEL. Fertilizantes e sustentabilidade: O potássio na agricultura brasileira, fontes e rotas alternativas. Rio de Janeiro: Ministério da Ciência e Tecnologia; 2004. (Série Estudos e Documentos, 61).
- Pinto JC, Gomide JA, Maestri M, Lopes NF. Crescimento de folhas de gramíneas forrageiras tropicais, cultivadas em vasos, com duas doses de nitrogênio. R Soc Bras Zootec. 1994;23:327-32.
- Prado RM, Fernandes FM. Efeito da escória de siderurgia e calcário na disponibilidade de fósforo de um Latossolo Vermelho-Amarelo cultivada com cana-de-açúcar. Pesq Agropec Bras. 2001;36:1199-204.
- Pratt PF. Potassium. In: Black CA, editor. Methods of soil analysis. Madison: American Society of Agronomy; 1973. Part 1, p.1022-1032. (Agronomy Series, 9).
- Resende AV, Martins ES, Oliveira CG, Sena MC, Machado CTT, Kinpara DI, Oliveira Filho EC. Suprimento de potássio e pesquisa de uso de rochas in natura na agricultura brasileira. Espaço Geogr. 2006;9:19-42.
- Ribeiro LS, Santos AR, Souza LFS, Souza JS. Rochas silicáticas portadoras de potássio como fontes do nutriente para as plantas solo. R Bras Ci Solo. 2010;34:891-7.
- Simard RR, De Kimpe CR, Zizka J. Release of potassium and magnesium from soil fractions and its kinetics. Soil Sci Soc Am J. 1992;56:1421-8.
- United States Environmental Protection Agency - Usepa. Test methods for evaluation solid waste physical and chemical methods: Microwave assisted acid digest of sediments, sludges, soils and oils, SW - 846. Washington; 1998.
- Van Straaten P. Agrogeology - The use of rocks for crops. Cambridge: Enviroquest; 2007.