



DOI: <http://dx.doi.org/10.1590/1807-1929/agriambi.v23n4p250-256>

Growth and production components of West Indian cherry cultivated with saline waters and potassium fertilization

Geovani S. de Lima¹, Francisco W. A. Pinheiro², Adaan S. Dias², Hans R. Gheyi³,
Lauriane A. dos A. Soares¹ & Saulo S. da Silva²

¹ Universidade Federal de Campina Grande/Centro de Ciências e Tecnologia Agroalimentar/Programa de Pós-Graduação em Horticultura Tropical. Pombal, PB, Brasil. E-mail: geovani.soares@pq.cnpq.br (Corresponding author) - ORCID: 0000-0001-9960-1858; lauriane.soares@pq.cnpq.br - ORCID: 0000-0002-7689-9628

² Universidade Federal de Campina Grande/Centro de Tecnologia e Recursos Naturais/Programa de Pós-Graduação em Engenharia Agrícola. Campina Grande, PB, Brasil. E-mail: wesley.ce@hotmail.com - ORCID: 0000-0002-5589-6882; sudario_dias@hotmail.com - ORCID: 0000-0002-2247-1511; saulosoares90@gmail.com - ORCID: 0000-0002-1049-6519

³ Universidade Federal do Recôncavo da Bahia/Núcleo de Engenharia de Água e Solo. Cruz das Almas, BA, Brasil. E-mail: hans@pq.cnpq.br - ORCID: 0000-0002-1066-0315

ABSTRACT: Due to water limitations in terms of both quantity and quality in the semi-arid region of northeastern Brazil, the use of waters with high concentrations of salts become necessary in irrigated agriculture. Thus, this study aimed to evaluate the growth and production of grafted West Indian cherry under saline water irrigation and potassium fertilization. The experiment was carried out in drainage lysimeters under protected environment conditions, using a Regolithic Neosol with sandy loam texture. Treatments resulted from the combination of two levels of electrical conductivity - EC_w (0.8 and 3.8 dS m⁻¹) of irrigation water and four doses of potassium (50, 75, 100 and 125% of the recommendation of Musser), arranged in a randomized block design, with three replicates. Irrigation water salinity of 3.8 dS m⁻¹ markedly inhibited the growth in stem diameter and mean fruit weight of West Indian cherry. Potassium fertilization mitigated the deleterious effects of salt stress on the relative growth in stem diameter of the rootstock, total number of fruits and total fresh mass of fruits of West Indian cherry, with highest values in plants irrigated with water of lowest level of salinity associated with the highest dose of K₂O.

Key words: *Malpighia emarginata*, salt stress, osmoregulation

Crescimento e componentes de produção da aceroleira cultivada com águas salinas e adubação potássica

RESUMO: Devido às limitações hídricas tanto em termos quantitativos como qualitativos na região semiárida do Nordeste brasileiro, o uso de águas com elevadas concentrações de sais torna-se necessário para agricultura irrigada. Deste modo, objetivou-se com este trabalho, avaliar o crescimento e a produção da aceroleira enxertada sob irrigação com água salina e adubação potássica. O experimento foi conduzido em lisímetros de drenagem sob condições de ambiente protegido, utilizando-se um Neossolo Regolítico de textura franco-arenosa. Os tratamentos resultaram da combinação entre dois níveis de condutividade elétrica da água de irrigação - CE_a (0,8 e 3,8 dS m⁻¹) e quatro doses de potássio (50, 75, 100 e 125% da recomendação de Musser), dispostos no delineamento de blocos casualizados, com três repetições. A salinidade da água de irrigação de 3,8 dS m⁻¹ inibiu acentuadamente o crescimento em diâmetro caulinar e o peso médio de frutos da aceroleira. A adubação potássica mitigou os efeitos deletérios do estresse salino sobre o crescimento relativo do diâmetro caulinar do porta-enxerto, número total de frutos e a massa fresca total de frutos de aceroleira, com os maiores valores nas plantas irrigadas com água de menor salinidade associada à maior dose de K₂O.

Palavras-chave: *Malpighia emarginata*, estresse salino, osmorregulação



INTRODUCTION

West Indian cherry (*Malpighia emarginata*) is a fruit crop widely grown in the semi-arid region of Northeast Brazil and stands out for its high nutritional value, especially as a source of ascorbic acid, vitamin A, iron, calcium and vitamins B-complex: thiamine, riboflavin and niacin (Esashika et al., 2013). It is consumed both fresh and industrialized, emerging as a way to boost the economy and as an alternative for the development of the region (Almeida et al., 2014).

In the semi-arid region of Northeast Brazil, salt stress stands out among the abiotic stresses that most hamper the growth and yield of agricultural species (Islã & Aragués, 2010; Sales et al., 2015), due to the reduction in the osmotic potential of the soil solution and to the possible occurrence of nutritional imbalance and metabolic disorders, both caused by high concentration of toxic ions in the protoplasm, especially Na⁺ and Cl⁻ (Khan & Panda, 2008; Flowers et al., 2014).

Osmotic and ionic effects on crops can cause alterations in the physiological and biochemical functions of plants, which lead to disorders in water relations and, consequently, to alterations in the absorption and use of nutrients (Amorim et al., 2010; Ouhaddach et al., 2018). One of the inconveniences is that the response of plants to salinity are complex and depend on other factors such as species, cultivar, types of salts, plant age, stress intensity and duration, crop and irrigation management, edaphoclimatic conditions and fertilization (Munns & Tester, 2008).

Thus, knowledge on the degree of tolerance of crops to salinity may allow the use of waters with a high concentration of salts, a common situation found in the semi-arid region of Northeast Brazil (Nobre et al., 2010; Souza et al., 2017). For this purpose, it is necessary to conduct studies in order to identify salinity-tolerance indices of crops, including West Indian cherry, aiming to establish the degree of restriction of certain types of water for irrigation (Lima et al., 2014), because there are few studies in the literature with this fruit crop under salt stress conditions in the post-grafting stage (Sá et al., 2017, 2018).

The importance of potassium fertilization in West Indian cherry cultivation is due to its physiological role in the activation of various enzymatic systems and phosphorylation reactions, which are fundamental for the metabolic processes, especially the production of proteins and sugars. It also promotes increase in the translocation of carbohydrates in plants, improves water use efficiency, enhances nitrogen fertilization, and can favor the quality of the product to be marketed, among other functions (Marschner, 2012). Potassium accumulation in the plant causes

an osmotic gradient that facilitates the movement of water between its cells, controlling stomatal opening and closure, playing a fundamental role in cell turgor and leaf transpiration (Melo et al., 2014).

This study aimed to evaluate the absolute and relative growth rates in stem diameter of the rootstock and scion and the production components of grafted West Indian cherry plant under saline water irrigation and potassium fertilization.

MATERIAL AND METHODS

The study was carried out in pots adapted as drainage lysimeters under greenhouse conditions, at the Center of Technology and Natural Resources of the Federal University of Campina Grande (CTRN/UFCG), in the municipality of Campina Grande, PB, Brazil, located at geographic coordinates 7° 15' 18" S, 35° 52' 28" W and altitude of 550 m.

The experiment was conducted in randomized block design, with three replicates and one plant per plot, using a 2 x 4 factorial arrangement, composed of two levels of electrical conductivity - EC_w (0.8 and 3.8 dS m⁻¹) of irrigation water and four doses of potassium [50, 75, 100 and 125% of the recommendation of Musser (1995)]. The dose of 100% corresponded to 19.8 g of K₂O plant⁻¹ year⁻¹.

Irrigation waters with the respective levels of electrical conductivity were prepared by dissolving the salts NaCl, CaCl₂·2H₂O and MgCl₂·6H₂O, at equivalent proportion of 7:2:1, respectively, in water from the public supply system (EC_w = 1.40 dS m⁻¹) of the municipality of Campina Grande, PB, based on the relationship between EC_w and the concentration of salts (10 mmol L⁻¹ = 1 dS m⁻¹ EC_w), according to Richards (1954). Water with EC_w of 0.8 dS m⁻¹ was obtained by mixing public-supply water with rainwater (0.02 dS m⁻¹).

At the bottom of each lysimeter a drain was installed to drain excess water into a plastic container, in order to determine water consumption by plants. The tip of the drain inside the pot was involved in a nonwoven geotextile (Bidim OP 30) to avoid clogging by soil material.

The lysimeters were filled with a 1 kg layer of crushed stone N° 0, followed by 250 kg of soil from the 0-20 cm layer of a Regolithic Neosol with sandy loam texture, properly pounded to break up clods, from the rural area of the municipality of Esperança-PB, whose chemical and physical characteristics are shown in Table 1 and were obtained according to the methodologies proposed by Donagema et al. (2011).

The rootstock was obtained from seedlings of landraces of West Indian cherry provided by Embrapa Agroindústria

Table 1. Chemical and physical characteristics of the soil used in the experiment

Chemical characteristics								
pH H ₂ O (1:2.5)	OM (g kg ⁻¹)	P (mg kg ⁻¹)	K ⁺	Na ⁺	Ca ²⁺	Mg ²⁺	Al ³⁺	H ⁺
(cmol _c kg ⁻¹)								
5.58	2.93	39.2	0.23	1.64	9.07	2.78	0	8.61
Chemical characteristics				Physical characteristics				
EC _{se} (dS m ⁻¹)	CEC (cmol _c kg ⁻¹)	SAR (mmol L ⁻¹) ^{0.5}	ESP (%)	Size fraction (g kg ⁻¹)			Water content (dag kg ⁻¹)	
				Sand	Silt	Clay	33.42 kPa ¹	1519.5 kPa
2.15	22.33	0.67	7.34	572.7	100.7	326.6	25.91	12.96

pH - Hydrogen potential; OM - Organic matter: Walkley-Black wet digestion; Ca²⁺ and Mg²⁺ extracted with 1 M KCl pH 7.0; Na⁺ and K⁺ extracted with 1 M NH₄OAc pH 7.0; Al³⁺+H⁺ extracted with 0.5 M CaOAc pH 7.0; EC_{se} - Electrical conductivity of the saturation extract; CEC - Cation exchange capacity; SAR - Sodium adsorption ratio of the saturation extract; ESP - Exchangeable sodium percentage

Tropical, located in Pacajus-CE. The scion cultivar used was the 'BRS 366 Jaburu', which stands out for its high yield (57 t ha⁻¹) (EMBRAPA, 2012). Seedlings were transplanted when they were 240 days old. During the acclimation period in the greenhouse environment, West Indian cherry plants were irrigated with low-salinity water (0.8 dS m⁻¹).

Prior to transplanting the seedlings, soil moisture content was increased up to field capacity using waters of respective treatment. After transplanting, irrigation was conducted daily, applying a water volume sufficient to maintain the soil close to field capacity and the volume to be applied was determined using Eq. 1:

$$VI = \frac{(Va - Vd)}{1 - LF} \quad (1)$$

where:

- VI - water volume to be used in the irrigation event, mL;
- Va - volume applied in the previous irrigation event, mL;
- Vd - volume drained, mL; and,
- LF - leaching fraction, 0.10.

Fertilization with phosphorus and nitrogen was carried out as recommended by Musser (1995), applying 250 and 53 g plant⁻¹, respectively, of single superphosphate and urea. Phosphate fertilization was applied in the soil 15 days before transplanting, whereas nitrogen and potassium fertilizations were split into 12 equal portions, applied monthly. To meet the requirements of micronutrients, a solution of Ubyfol[®] containing 1.5 g L⁻¹ [(N (15%); P₂O₅ (15%); K₂O (15%); Ca (1%); Mg (1.4%); S (2.7%); Zn (0.5%); B (0.05%); Fe (0.5%); Mn (0.05%); Cu (0.5%); Mo (0.02%)] was sprayed on the leaves every week.

The absolute and relative growth rates in stem diameter of rootstock (AGR_{DR} and RGR_{DR}) and scion (AGR_{DS} and RGR_{DS}) were evaluated in the period from 30 to 515 days after transplanting (DAT). Harvest began at 180 DAT and continued until 515 DAT, and the following variables were determined: total number of fruits plant⁻¹ (TNF), total fresh mass of fruits (TME, g plant⁻¹) and mean fruit mass (MFM, g plant⁻¹).

The AGR and RGR in stem diameter of rootstock and scion of West Indian cherry plants were determined according to Benincasa (2003), using Eqs. 2 and 3.

$$AGR = \frac{(SD_2 - SD_1)}{(t_2 - t_1)} \quad (2)$$

where:

AGR - absolute growth rate in stem diameter of rootstock and scion (cm d⁻¹),

SD₁ - stem diameter and scion (mm) at time t₁ (day); and,

SD₂ - stem diameter and scion (mm) at time t₂ (day).

$$RGR = \frac{(\ln SD_2 - \ln SD_1)}{(t_2 - t_1)} \quad (3)$$

where:

RGR - relative growth rate in stem diameter (mm mm⁻¹ d⁻¹); and,

ln - natural logarithm.

The data were subjected to analysis of variance by F test and, when significant, means comparison test (Tukey at 0.05 probability level) was conducted for water salinity levels (SL) and the regression analysis was carried out for potassium doses (KD). When the interaction between the factors was significant, potassium doses were further analyzed for each salinity level, using the statistical program Sisvar (Ferreira, 2011).

RESULTS AND DISCUSSION

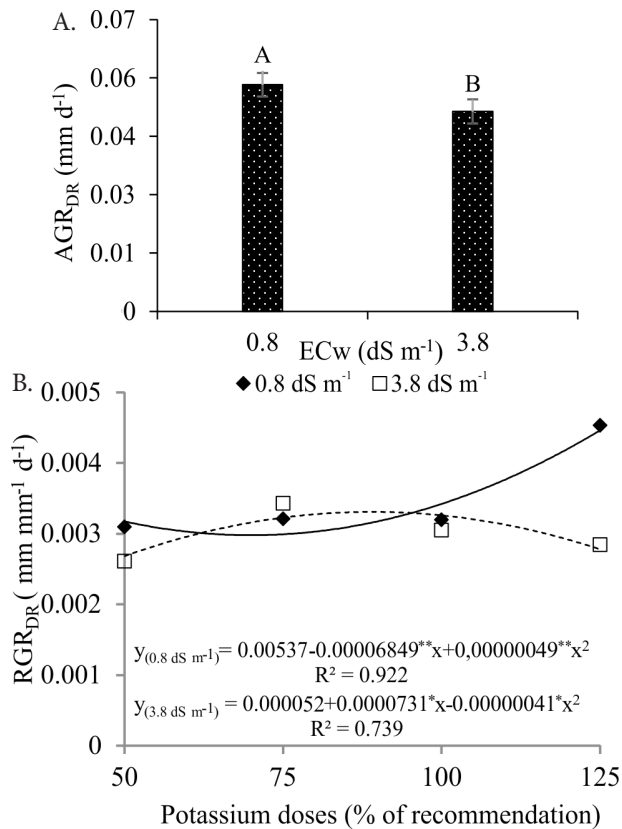
There was significant effect (p < 0.05) of salinity levels on the absolute and relative growth rates in stem diameter of rootstock (AGR_{DR}/RGR_{DR}) and scion (AGR_{DS}/RGR_{DS}) of West Indian cherry plants (Table 2). Potassium doses alone did not significantly influence (p > 0.05) any of the variables analyzed, but the interaction between factors (KD x SL) significantly affected (p < 0.05) the RGR_{DR} in the period from 30 to 515 days after transplanting. Sá et al. (2017), in a study with West Indian cherry cv. 'BRS 366 Jaburu' under water salinity (ECw from 0.6 to 3.8 dS m⁻¹) and fertilization with nitrogen and phosphorus, observed that the supply of N and P did not significantly influence the absolute and relative growth rates in stem diameter of scion and rootstock.

Based on the comparison of means (Figure 1A), it can be observed that the AGR_{DR} of plants irrigated using water with the highest level of salinity (3.8 dS m⁻¹) decreased by 0.0064 mm d⁻¹ (11.77%), compared to those irrigated with 0.8 dS m⁻¹ water. The reduction in the absolute growth rate in rootstock diameter was possibly due to the redirection of energy used to store sugars, organic acids and ions in the vacuole, for the osmotic adjustment, promoting metabolic changes, particularly

Table 2. Summary of analysis of variance for absolute (AGR_{DR}) and relative growth rates (RGR_{DR}) of stem diameter of rootstock and of scion of West Indian cherry plants irrigated using waters of different salinity levels and potassium doses, in the period from 30 to 515 days after transplanting

Source of variation	DF	Mean squares			
		AGR _{DR}	RGR _{DR}	AGR _{DS}	RGR _{DS}
Saline levels (SL)	1	0.00024*	0.000002*	0.00024*	0.0000009*
K doses (KD)	3	0.00001 ^{ns}	0.0000006 ^{ns}	0.000002 ^{ns}	0.0000007 ^{ns}
Linear regression	1	0.00004 ^{ns}	0.000001*	0.000001 ^{ns}	0.000001 ^{ns}
Quadratic regression	1	0.000005 ^{ns}	0.0000001 ^{ns}	0.000005 ^{ns}	0.000002 ^{ns}
Interaction (SL x KD)	3	0.00009 ^{ns}	0.000001*	0.00003 ^{ns}	0.0000007 ^{ns}
Blocks	2	0.00004 ^{ns}	0.00000006 ^{ns}	0.000002 ^{ns}	0.0000008 ^{ns}
Residual	14	0.00002	0.00000001	0.0004	0.00000007
CV (%)		9.86	10.34	14.28	8.87

^{ns}, *Respectively, not significant, significant at p < 0.05



Bars represent the standard error of the mean ($n = 3$). Means with different letters indicate that the treatments differ by Tukey test, $p < 0.05$

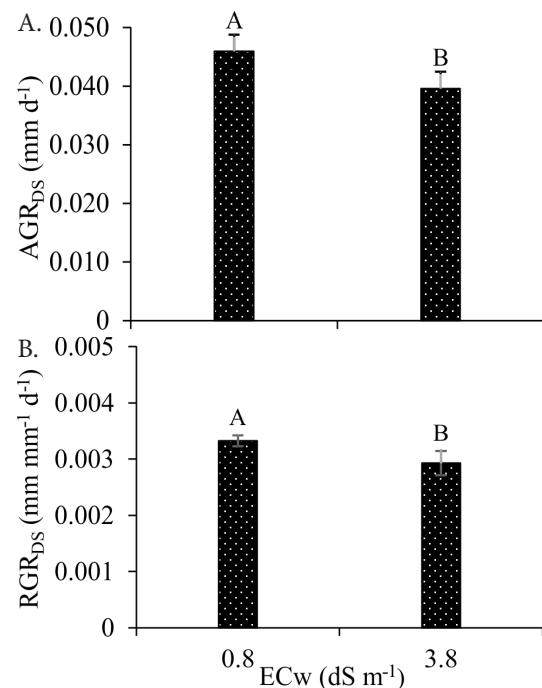
Figure 1. Absolute growth rate - AGR_{DR} (A) in diameter of grafted West Indian cherry plants irrigated using saline waters - ECw and relative growth rate - RGR_{DR} (B) in diameter of rootstock as a function of the interaction between irrigation water electrical conductivity (ECw) and potassium doses (B) in the period from 30 to 515 days after transplanting

through the reduction in the absorption of water and nutrients (Graciano et al., 2011). Mesquita et al. (2014), in studies with papaya plants cultivated in protected environment under saline conditions (ECw from 0.5 to 4.0 dS m⁻¹), observed reduction in the absolute growth rate in stem diameter as irrigation water salinity increased.

The relative growth rate in diameter of West Indian cherry rootstock was significantly affected by the interaction between factors (KD x SL) and, according to the regression equations (Figure 1B), the data of plants irrigated with ECw of 0.8 and 3.8 dS m⁻¹ fitted to the quadratic model, whose maximum estimated values of RGR_{DR} (0.004469 and 0.003300 mm mm⁻¹ d⁻¹) were reached, respectively, at K₂O doses of 125 and 95% of the recommendation of Musser. It can be noted that West Indian cherry plants irrigated with the lowest ECw level had an increment of 0.001295 mm mm⁻¹ d⁻¹ in RGR_{DR}, comparing K₂O doses of 50 and 125% of the recommendation. In addition, it can also be observed that the K₂O dose of 125% led to increase of 0.00010 mm mm⁻¹ d⁻¹ compared to plants which received only 50% of the recommendation of potassium fertilization. The increment in the RGR_{DR} of West Indian cherry plants reflects the physiological role of potassium in the osmoregulation, being directly involved in the regulation of cell osmotic potential, favoring homeostasis and cell expansion (Melo et al., 2014).

Irrigation with saline water increased the concentration of salts in the soil and caused reductions in the absolute and relative growth rates of West Indian cherry, in the period from 30 to 515 days after transplanting. It can be observed (Figure 2A) that irrigation water salinity of 3.8 dS m⁻¹ negatively affected the absolute growth rate in scion diameter (AGR_{DS}) of grafted West Indian cherry plants, with reduction of 13.87% (0.0063 mm d⁻¹) compared to those irrigated with 0.8 dS m⁻¹ water (Figure 2A). The reduction in growth rate is also due to the deleterious effect of excess salts on plant metabolism, because the excess of soluble salts in the root zone causes a reduction of turgor, with consequent decrease in cell expansion (Khalid & Silva, 2010). Sá et al. (2018), evaluating the effects of water salinity (ECw: 0.6; 1.4; 2.2; 3.0 and 3.8 dS m⁻¹) on the growth of West Indian cherry plants, also observed that increase in ECw led to reduction in the absolute and relative growth rates of stem diameter, in the period from 1 to 150 days after transplanting.

The increase in ECw led to reduction in the relative growth rate in scion diameter (RGR_{DS}) in the period from 30 to 515 days after transplanting (Figure 2B). According to the data of RGR_{DS}, it is possible to observe that the highest value was found when plants were irrigated using water with lowest ECw (0.8 dS m⁻¹), a maximum of 0.0033 mm mm⁻¹ d⁻¹. This trend was also observed for the relative growth rate in stem diameter of rootstock, which corroborates the reduction in the growth of plants when subjected to salt stress (Claeys et al., 2014). Similar results were obtained by Mesquita et al. (2012), who evaluated the effects of irrigation water salinity on the absolute and relative growth of yellow passion fruit seedlings in soil with bovine biofertilizer and observed that the increase



Bars represent the standard error of the mean ($n = 3$). Means with different letters indicate that the treatments differ by Tukey test, $p < 0.05$

Figure 2. Absolute - AGR_{DS} (A) and relative growth rates in stem diameter of the scion - RGR_{DS} (B) of grafted West Indian cherry plants irrigated with saline water - ECw, in the period from 30 to 515 days after transplanting

in water salinity reduced the absolute and relative growth rates in stem diameter.

There was significant effect of water salinity levels on the total number of fruits (TNF), total fresh mass of fruits (TFM) and mean fruit mass (MFM) (Table 3). Potassium doses and the interaction between factors (KD x SL) significantly influenced TNF and TFM.

According to the behavior of this variable, when plants were irrigated using water with lowest salinity level (0.8 dS m⁻¹), as potassium doses increased there was an increment in TNF, and the highest estimated value of 225.20 fruits plant⁻¹ was obtained in plants under 125% of the K₂O recommendation. However, in plants subjected to irrigation with water of highest ECw (3.8 dS m⁻¹), the TNF increased only up to the estimated dose of 91% of K₂O recommendation (158.21 fruits plant⁻¹) and, from this dose on, there was a sharp reduction in this variable. Despite the reduction in TNF due to irrigation with saline water of 3.8 dS m⁻¹, it can be observed (Figure 3A) that for ECw of 0.8 dS m⁻¹, plants subjected to the highest potassium dose (125% of the recommendation of Musser) showed a 37.05% increase compared to those under the K₂O dose of 50%. Thus, the results obtained for TNF highlight the importance of potassium in the participation in several biochemical and physiological processes, such as photosynthesis, and transport and storage of assimilates, responsible for increasing crop yield (Oliveira et al., 2013).

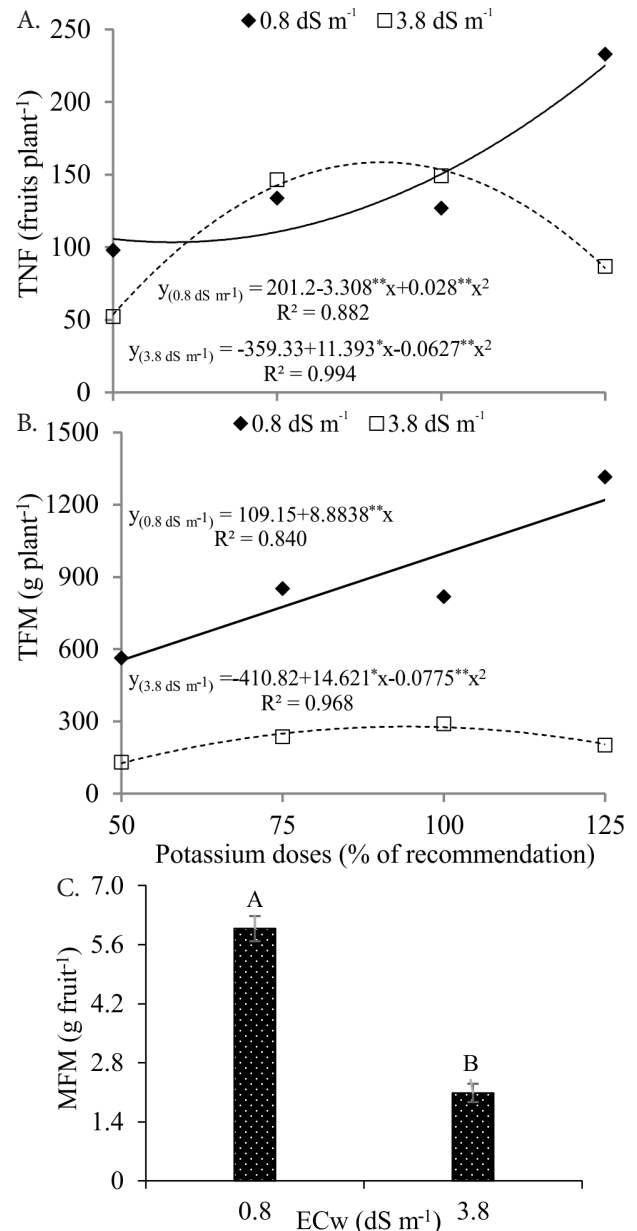
As observed for RGR_{DR} (Figure 1B), the total number of fruits (Figure 3A) responded significantly to the effects of the interaction between factors (KD x SL). The data of TFM for West Indian cherry plants subjected to irrigation with ECw of 0.8 dS m⁻¹ fitted to a linear positive model, with 203.47% increment for every 25% increase in K₂O recommendation, i.e., the TFM of plants fertilized with 125% of K₂O increased by 666.29 g plant⁻¹, compared to those under 50% of K₂O recommendation. On the other hand, for the TFM of plants under ECw of 3.8 dS m⁻¹ (Figure 3B), the maximum estimated value of 278.76 g plant⁻¹ occurred when plants received 94% of the potassium fertilization recommended by Musser (1995).

By comparing the TFM of plant under ECw of 3.8 dS m⁻¹, it can be noted that there were relative increments of 79.38 g plant⁻¹ (38.56%) in those which received the highest dose of K₂O (125% of the recommendation), relative to those under 50% of K₂O. In addition, according to the regression equations (Figure 3B),

Table 3. Summary of analysis of variance for total number of fruits (TNF), total fresh mass of fruits (TFM) and mean fruit mass (MFM) of grafted West Indian cherry irrigated with waters of different salinity levels and potassium doses, at 515 days after transplanting

Source of variation	DF	Mean squares		
		TNF	TFM	MFM
Saline levels (SL)	1	9243.37*	2710014.74**	91.10**
K doses (KD)	3	4765.37*	138465.38*	0.47 ^{ns}
Linear regression	1	14105.00**	273403.16*	0.07 ^{ns}
Quadratic regression	1	77.04 ^{ns}	130395.93*	0.27 ^{ns}
Interaction (SL x KD)	3	12393.93**	168252.55*	0.37 ^{ns}
Blocks	2	144.29 ^{ns}	27073.29 ^{ns}	0.54 ^{ns}
Residual	14	588.29	27439.92	0.17
CV (%)		18.88	30.09	10.28

^{ns}, **, *Respectively, not significant, significant at p < 0.01 and p < 0.05



Bars represent the standard error of the mean (n = 3). Means with different letters indicate that the treatments differ by Tukey test, p < 0.05

Figure 3. Total number of fruits – TNF (A) and total fresh mass of fruits – TFM (B), as a function of the interaction between irrigation water salinity – ECw and potassium doses, and mean fruit mass – MFM (C) of West Indian cherry plants irrigated with saline waters, at 515 days after transplanting

although there was a reduction in TFM due to the irrigation with saline water, always when the K₂O dose increased from 50 to 125% there was an increment in TFM. It can be inferred that the physiological function performed by potassium in the photosynthetic process, through the maintenance of turgor in guard cells, controlling stomatal opening and closure and in the regulation of cell osmotic potential, causes this macronutrient to decisively influence the growth of plants and, therefore, their yield (Langer et al., 2004).

In relation to the mean fruit mass of West Indian cherry fruits (Figure 3C), the highest value (5.98 g fruit⁻¹) occurred in plants irrigated using water with the lowest salinity level (0.8 dS m⁻¹), being statistically higher than the value (2.08 g fruit⁻¹) observed in plants under irrigation with ECw of 3.8 dS m⁻¹.

From the results obtained for MFM (Figure 3C), it is possible to note that the value obtained in plants subjected to the lowest EC_w level is within the range recommended for the West Indian cherry cultivar 'BRS 366 Jaburu', since Embrapa Tropical Agroindustry cites that fruits of this cultivar weigh on average 4 to 5 g when ripe.

There was a reduction in the MFM of 3.90 g (65.15%) between plants irrigated using water with EC_w of 3.8 dS m⁻¹ and those subjected to 0.8 dS m⁻¹ (Figure 3C). Reduction in MFM due to water salinity is consistent with the absolute and relative growth rates for the diameter of rootstock and scion of West Indian cherry plants (Figures 1 and 2) and expresses the response of the decrease in the osmotic potential and/or excessive accumulation of ions in the protoplasm (Flowers et al., 2014). In this context, there may have been higher metabolic costs for osmoregulation, which could be achieved by means of accumulation and compartmentation of inorganic solutes in the vacuole and organic solutes in the cytoplasm (Garcia et al., 2010).

CONCLUSIONS

1. Increase in irrigation water salinity from 0.8 to 3.8 dS m⁻¹ inhibits the absolute and relative growths in stem diameter and mean mass of fruits of West Indian cherry, in the post-grafting stage.

2. Potassium fertilization mitigates the deleterious effects of salt stress on the relative growth rate of rootstock diameter, total number of fruits and total fresh mass of fruits of West Indian cherry, with highest values in plants irrigated using water of lowest salinity associated with highest dose of K₂O.

ACKNOWLEDGMENTS

To the National Program of Post-Doctorate (PNPD/CAPES/UFCEG), for granting the scholarship to the first author and to the National Institute of Science and Technology in Salinity - INCTSal, for funding the project.

LITERATURE CITED

- Almeida, J. P. N. de; Dantas, L. L. de G. R.; Arrais, I. G.; Tosta, M. da S.; Mendonça, V. Fungo micorrízico arbuscular e extrato de algas no crescimento inicial de porta-enxerto de aceroleira. *Revista de Ciências Agrárias*, v.57, p.22-28, 2014. <https://doi.org/10.4322/rca.2013.061>
- Amorim, A. V.; Gomes Filho, E.; Bezerra, M. A.; Prisco, J. T.; Lacerda, C. F. de. Respostas fisiológicas de plantas adultas de cajueiro anão precoce à salinidade. *Revista Ciência Agronômica*, v.41, p.113-121, 2010.
- Benincasa, M. M. P. Análise de crescimento de plantas, noções básicas. 2.ed. Jaboticabal: FUNEP, 2003. 41p.
- Claeys, H.; Landeghem, S. van; Dubois, M.; Maleux, K.; Inzé, D. What is stress? Dose-response effects in commonly used in vitro stress assays. *Plant Physiology*, v.165, p.519-527, 2014. <https://doi.org/10.1104/pp.113.234641>
- Donagema, G. K.; Campos, D. V. B. de; Calderano, S. B.; Teixeira, W. G.; Viana, J. H. M. (orgs.). Manual de métodos de análise de solo. 2.ed. Rio de Janeiro: Embrapa Solos, 2011. 230p.
- EMBRAPA - Empresa Brasileira de Pesquisa Agropecuária. Cultivar acerola BRS 366-Jaburu. Fortaleza: Embrapa Agroindústria Tropical, 2012. 2p.
- Esashika, T.; Oliveira, L. A. de; Moreira, F. W. Resposta da aceroleira a adubação orgânica, química e foliar num Latossolo da Amazônia Central. *Revista de Ciências Agrárias*, v.36, p.399-410, 2013.
- Ferreira, D. F. Sisvar: A computer statistical analysis system. *Ciência e Agrotecnologia*, v.35, p.1039-1042, 2011. <https://doi.org/10.1590/S1413-70542011000600001>
- Flowers, T. J.; Munns, R.; Colmer, T. D. Sodium chloride toxicity and the cellular basis of salt tolerance in halophytes. *Annals of Botany*, v.115, p.419-431, 2014. <https://doi.org/10.1093/aob/mcu217>
- Garcia, G. de O.; Nazário, A. A.; Moraes, W. B.; Gonçalves, I. Z.; Madalão, J. C. Respostas de genótipos de feijoeiro à salinidade. *Engenharia na Agricultura*, v.18, p.330-338, 2010.
- Graciano, E. S. A.; Nogueira, R. J. M. C.; Lima, D. R. M.; Pacheco, C. M.; Santos, R. C. Crescimento e capacidade fotossintética da cultivar de amendoim BR 1 sob condições de salinidade. *Revista Brasileira de Engenharia Agrícola e Ambiental*, v.15, p.794-800, 2011. <https://doi.org/10.1590/S1415-43662011000800005>
- Islã, R.; Aragués, R. Yield and plant ion concentrations in maize (*Zea mays* L.) subject to diurnal and nocturnal saline sprinkler irrigations. *Field Crops Research*, v.116, p.175-183, 2010. <https://doi.org/10.1016/j.fcr.2009.12.008>
- Khalid, K. A.; Silva, J. A. T. da. Yield, essential oil and pigment content of *Calendula officinalis* L. flower heads cultivated under salt stress conditions. *Scientia Horticulturae*, v.126, p.297-305, 2010. <https://doi.org/10.1016/j.scienta.2010.07.023>
- Khan, M. H.; Panda, S. K. Alterations in root lipid peroxidation and antioxidative responses in two rice cultivars under NaCl-salinity stress. *Acta Physiologiae Plantarum*, v.30, p.81-89, 2008. <https://doi.org/10.1007/s11738-007-0093-7>
- Langer, K.; Levchenko, V.; Fromm, J.; Geiger, D.; Steinmeyer, R.; Lautner, S.; Ache, P.; Hedrich, R. The poplar K⁺ channel KPT1 is associated with K⁺ uptake during stomatal opening and bud development. *The Plant Journal*, v.37, p.828-838, 2004. <https://doi.org/10.1111/j.0960-7412.2003.02008.x>
- Lima, G. S. de; Nobre, R. G.; Gheyi, H. R.; Soares, L. A. dos A.; Silva, A. O. da. Crescimento e componentes de produção da mamoneira sob estresse salino e adubação nitrogenada. *Engenharia Agrícola*, v.34, p.854-866, 2014. <https://doi.org/10.1590/S0100-69162014000500005>
- Marschner, H. Mineral nutrition of higher plants. 3.ed. London: Elsevier, 2012. 643p.
- Melo, A. S. de; Silva Junior, C. D.; Fernandes, P. D.; Brito, M. E. B.; Sobral, L. F.; Suassuna, J. F.; Viégas, P. R. A.; Ferraz, R. L. de S. Chlorophyll and macronutrients content in leaf tissue of *Musa* sp 'Prata-Anã' under fertigation. *African Journal of Agricultural Research*, v.9, p.1714-1720, 2014. <https://doi.org/10.5897/AJAR2014.8683>
- Mesquita, F. de O.; Cavalcante, L. F.; Batista, R. O.; Medeiros, R. F.; Rodrigues, R. M.; Santos, W. de O. Avaliação da taxa de crescimento absoluto de mamão Havaí sob o efeito salino e de biofertilizante: Parte I. *Magistra*, v.26, p.443-455, 2014.
- Mesquita, F. de O.; Rebequi, A. M.; Cavalcante, L. F.; Souto, A. G. de L. Crescimento absoluto e relativo de mudas de maracujazeiro sob biofertilizante e águas salinas. *Revista de Ciências Agrárias*, v.35, p.222-239, 2012.

- Munns, R.; Tester, M. Mechanism of salinity tolerance. *Annual Review of Plant Biology*, v.59, p.651-681, 2008. <https://doi.org/10.1146/annurev.arplant.59.032607.092911>
- Musser, R. S. Tratos culturais na cultura da acerola. In: São José, A. R.; Alves, R. E. (eds.). *Acerola no Brasil: Produção e mercado*. Vitória da Conquista: DFZ/UESB, 1995. p.47-52. Circular Técnica, 6
- Nobre, R. G.; Gheyi, H. R.; Correia, K. G.; Soares, F. A. L.; Andrade, L. O. de. Crescimento e floração do girassol sob estresse salino e adubação nitrogenada. *Revista Ciência Agronômica*, v.41, p.358-365, 2010. <https://doi.org/10.1590/S1806-66902010000300006>
- Oliveira, A. P. de; Bandeira, N. V. da S.; Dantas, D. F. da S.; Silva, J. A. da; Dantas, T. A. G. Produtividade máxima e econômica do inhame em função de doses de potássio. *Revista Caatinga*, v.26, p.110-115, 2013.
- Ouhaddach, M.; Elyacoubi, H.; Douaik, A.; Rochdi, A. Morphophysiological and biochemical responses to salt stress in wheat (*Triticum aestivum* L.) at the heading stage. *Journal of Materials and Environmental Sciences*, v.9, p.1899-1907, 2018.
- Richards, L. A. *Diagnosis and improvement of saline and alkali soils*. Washington: U. S. Department of Agriculture, 1954. 160p. *Agriculture Handbook*, 60
- Sá, F. V. da S.; Gheyi, H. R.; Lima, G. S. de; Paiva, E. P. de; Fernandes, P. D.; Moreira, R. C. L.; Silva, L. de A.; Ferreira Neto, M. Water relations and gas exchanges of West Indian cherry under salt stress and nitrogen and phosphorus doses. *Journal of Agricultural Science*, v.9, p.168-177, 2017.
- Sá, F. V. da S.; Gheyi, H. R.; Lima, G. S. de; Paiva, E. P. de; Moreira, R. C. L.; Silva, L. de A. Water salinity, nitrogen and phosphorus on photochemical efficiency and growth of West Indian cherry. *Revista Brasileira de Engenharia Agrícola e Ambiental*, v.22, p.158-163, 2018. <https://doi.org/10.1590/1807-1929/agriambi.v22n3p158-163>
- Sales, M. A. L.; Moreira, F. J. C.; Eloi, W. M.; Ribeiro, A. A.; Sales, F. A. L.; Monteiro, R. N. F. Germinação e crescimento inicial do coentro em substrato irrigado com água salina. *Revista Brasileira de Engenharia de Biosistemas*, v.9, p.221-227, 2015. <https://doi.org/10.18011/bioeng2015v9n3p221-227>
- Souza, L. de P.; Sena, G. S. A. de; Nobre, R. G.; Barbosa, J. L.; Souza, C. M. A. de; Elias, J. J. Formação de porta-enxerto de goiabeira submetidas a diferentes salinidades da água e adubação nitrogenada. *Revista Brasileira de Agricultura Irrigada* v.11, p.1578-1587, 2017. <https://doi.org/10.7127/rbai.v11n400618>