



Biology, Ecology and Diversity

## Worker morphology of the ant *Gnamptogenys striatula* Mayr (Formicidae, Ectatomminae) in different landscapes from the Atlantic Forest domain

Roseli F. Oliveira<sup>a</sup>, Rogério R. Silva<sup>b</sup>, Débora R. Souza-Campana<sup>a</sup>, Márcia A. Nakano<sup>a</sup>, Maria Santina C. Morini<sup>a,\*</sup>

<sup>a</sup> Núcleo de Ciências Ambientais, Universidade de Mogi das Cruzes, Mogi das Cruzes, SP, Brazil

<sup>b</sup> Museu Paraense Emílio Goeldi, Coordenação de Ciências da Terra e Ecologia, Belém, PA, Brazil

## ARTICLE INFO

## Article history:

Received 23 June 2014

Accepted 24 October 2014

Associate Editor: Marcio R. Pie

## Keywords:

Biological indicators

Atlantic Forest

Body size

Morphometric

Weber's length

## ABSTRACT

Morphological traits, such as size and shape, may reflect a combination of ecological and evolutionary responses by organisms. Ants have been used to evaluate the relationship between the environment and species coexistence and morphology. In the present study, we analyzed the morphology of workers of *Gnamptogenys striatula* Mayr in different landscapes from the Atlantic Domain in southeastern Brazil, focusing on the variation in the morphological attributes of these populations compared to those from a dense ombrophilous forest. Eighteen morphological traits of functional importance for interactions between workers and the environment were measured to characterize the size and shape of the workers. In general, the results show that ants of urban areas possess some morphological attributes of smaller size, with highly overlapped morphological space between the populations in forested ecosystems. Further, some of the traits related to predation were relatively smaller in modified land areas than in the populations from preserved areas of dense ombrophilous forest. These results help broaden the knowledge regarding morphological diversity in *G. striatula*, suggesting that the characterization of the morphology may be important to quantify the effects of land use on morphological diversity, and presumably, to facilitate the use of ants as biological indicators.

© 2015 Sociedade Brasileira de Entomologia. Published by Elsevier Editora Ltda. All rights reserved.

## Introduction

During evolution, organisms undergo selection based on their morphological traits (Irschick et al., 2013), such as body size (Peters, 1983). These quantitative measurements are influenced by the species' evolutionary history and ecology (Wainwright, 1994; Yates and Andrew, 2011), making them a basic tool for analyzing the relationships between taxa and environment. Body size is related to fertility (Kovacs et al., 2008), survival (Schorr et al., 2009), and dispersal ability (Pearce-Duvel et al., 2011), and can be shaped by direct genetic effects, maternal effects or the social environment (Meunier and Chapuisat, 2009).

Arthropod populations are influenced by climatic factors, different soil-management strategies, and the quality and availability of resources (Andow, 1991; Lomônaco and Germanos, 2001; Silva et al., 2009). Overtime, these factors can lead to morphological and physiological changes and behavioral traits in individuals from each population (Silva et al., 2009). In beetles (Ribera et al., 2001), termites

(Scharf et al., 2007), shredders (Larrañaga et al., 2009), and ants (Yates and Andrew, 2011) alterations have been described in the external morphology in response to environmental modifications.

Ants are particularly interesting for the study of the causes and consequences of variations in body size (Oster and Wilson, 1978; Pie and Tschá, 2013) due to their complex social organization, combined with the fact that the morphology of an individual ant colony is a distribution of its workers' size and shape (Weiser and Kaspari, 2006). In these insects, body size can indicate significant interactions among genetic factors, the resource availability in the habitat, the energetic cost of producing individuals of different sizes, abiotic factors such as temperature (Kaspari, 1993; Kaspari et al., 2000a, b), and possibly the environment heterogeneity (Kaspari and Weiser, 1999, 2007; Costa et al., 2010; Gibb and Parr, 2013).

*Gnamptogenys striatula* Mayr, 1884 is a polygynous ant species and their colonies contain either differentiated queen or gamergates (Giraud et al., 2000). This species can be classified as a medium-sized generalist predator (Silva and Brandão, 2010) and it feeds on small arthropods, among several species of insects (Lattke, 1990). The colonies of this ant consist of 150 to 200 individuals (Lattke, 1990). The ants do not monopolize large amounts of resources, and trails of pheromones are more commonly used for

\*Corresponding author.

E-mail: mscmorini@gmail.com (M.S.C. Morini).

shifting the nest than for foraging (Blatrix et al., 2002). This species occurs throughout Central and South America (Kempf, 1972; Giraud et al., 2000) and across biomes, including disturbed areas (Souza et al., 2010; Mentone et al., 2011). *Gnamptogenys striatula* can form nests in trunks (Lattke, 1990) and twigs (Fernandes et al., 2012; Souza et al., 2012) at different stages of decomposition in the litterfall; however, nests can also be built under rocks and in rock crevices (Lattke, 1990), and workers can be observed foraging in the litterfall (Morini et al., 2012; Suguituru et al., 2011, 2013). More data about the biology of *G. striatula* have been reported by Giraud et al. (2000) and Blatrix and Jaisson (2000).

The present study investigates populations of *G. striatula* from different locations in southeastern Brazil using morphological traits. Because this species has been reported in various ecosystems with distinct land uses (Lattke, 1990; Morini et al., 2007; Pacheco et al., 2009), we analyzed the morphology of workers of *G. striatula* compared to those from a dense ombrophilous forest, which represents a preserved environment. The main aim of this study is to characterize continuous morphological traits of *G. striatula* in various landscapes from the Atlantic Forest Domain.

## Material and methods

*Gnamptogenys striatula* workers were obtained during different collection expeditions in southeastern Brazil using Winkler extractors, Berlese funnels, pitfall traps, and sardine baits. A distance of 20m between the sampling points was used for all of the collection methods to avoid pseudoreplication (Baccaro et al., 2011). Four ecosystem types with distinct phytophysiognomies were selected (Table 1). Regardless of their actual floristic composition, all of the ecosystems belonged to the Atlantic Forest Domain (Fiaschi and Pirani, 2009) (Fig. 1). The number of collection areas in each ecosystem ranged from two to four (Table 1).

The morphological parameters were measured using a micrometer ruler coupled to a stereoscopic microscope. Eighteen traits (Table 2) with functional significance were measured in each *G. striatula* worker following Silva and Brandão (2010). According to available nests, eleven to 80 workers were measured in each of the selected ecosystems.

We analyzed trait variability according to the different levels of variation using both single-trait (linear mixed models) and multi-trait analyses (principal component analyses). We used linear mixed effects models, which are appropriate to represent hierarchical data structures. Models were used for each morphological trait using the forest type as a fixed effect and a random-intercept site effect. Vari-

ances were estimated by maximizing the log-likelihood using Restricted Maximum Likelihood (REML). The residual of the regression for each trait on a measure of body size (Weber's length) was used in the analysis because ant traits were significantly and positively correlated to body size. We used principal component analysis based on covariance matrix of the original measures at the individual level to describe the morphological space's general structure. Further, we determined the probability of correctly attributing a given individual to a forest based on the individual's morphological traits. This matching was conducted by performing a linear discriminant analysis (LDA), which identifies the linear combination of continuous explanatory variables that best separates two or more classes of a categorical variable. LDA maximizes the ratio of the between-groups variance to the total variance and can be projected onto new observations. All the statistical analyses were performed with R. 3.0.2 (R Core Team, 2014) using the packages nlme, ade4 and MASS.

## Results

The variation in morphological traits among *G. striatula* workers in each area of the Atlantic Domain in southeastern Brazil was quantified (Table 2). PCA on the data at the individual level showed that the first axis explains 41% of the variance, which was mainly related to petiole height (0.59), femur length (0.49) and Weber's length (0.45). Principal component 1 reflected size variance, but as the coefficients are not equal and mandible length had a negative coefficient of the eigenvectors, it retained some size allometry. The second principal component explains 22% of the variance, which was related to petiole height (0.58), mandible length (−0.31), tibia length (−0.24) and Weber's length (−0.23) (Table 3; values in bold). The PCA suggested a size gradient from ants from urban areas to exotic and rainforest individuals. The upper left part of the biplot shows individuals with lower size on both PC1 and PC2 axes; the lower right part shows individuals associated with larger size (but smaller petiole height relative to their body size); some individuals from exotic forest and from dense ombrophilous forest showing a large petiole height relative to their size were associated with high positive values along axes 1 and 2, determining a cluster of points in the morphospace (Fig. 2).

The probabilities of attributing individuals to the correct forest based on the individuals' trait values were overall moderate; in total, 58% of specimens were predicted accurately. The specimens of commercial crops were well predicted (100%), while the specimens from other sites were moderately successfully predicted (52%, 58%, and 57%) for exotic forest, dense ombrophilous forest and urban areas, respectively.

**Table 1.** Characterization of the *Gnamptogenys striatula* worker-collection areas in the Brazilian Atlantic Domain.

Types of ecosystems	Litterfall	Number of workers			
		Rainforest (RF1)	Rainforest (RF2)	Rainforest (RF3)	Rainforest (RF4)
Dense ombrophilous forest; > 80 years of regeneration.	Abundant litterfall	N = 20	N = 20	N = 20	N = 20
Exotic vegetation; <i>Pinus elliotti</i> and <i>Eucalyptus saligna</i> ; crops abandoned > 30 years (developed understory).	Litterfall consisting of acicular ( <i>Pinus</i> ) and eucalyptus leaves.	N = 20	N = 20	N = 20	N = 20
Underbrush from squares and urban parks	Not very abundant litterfall	N = 20	N = 20		
Commercial <i>Eucalyptus saligna</i> ; crop (without understory; managed for 7 years)	Not very abundant litterfall; consists of eucalyptus leaves when present	N = 5	N = 6		

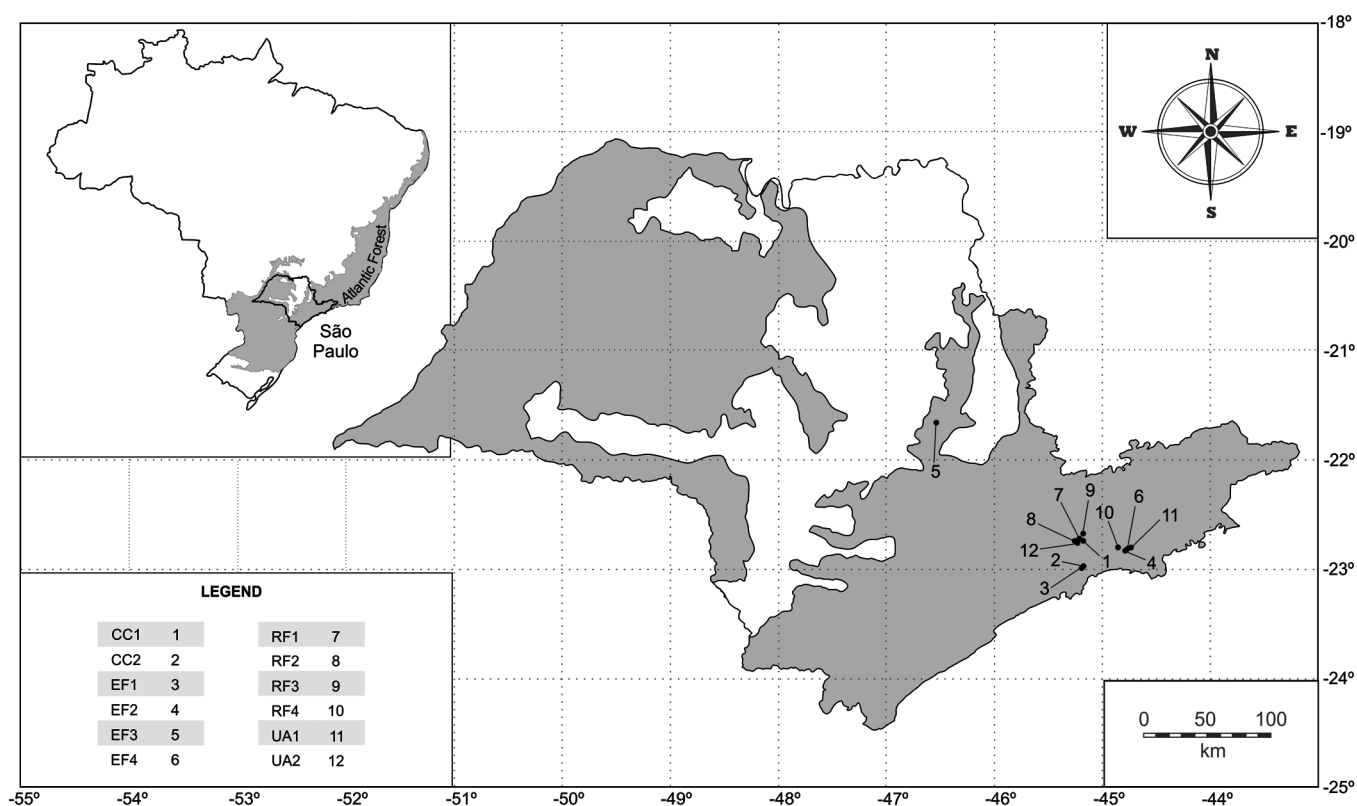


Figure 1. Sampling sites in São Paulo, Brazil, showing the fragments of Atlantic Rainforest where the study was conducted.

Table 2.

Mean (and standard deviations) in the morphological traits of *Gnamptogenys striatula* workers from each area of the Atlantic Domain in southeastern Brazil. Measurements in mm.

Measure	Rainforest	Commercial crop	Exotic forest	Urban area
Head width (HW)	0.88 (0.04)	0.84 (0.03)	0.86 (0.04)	0.83 (0.03)
Head length (HL)	1.06 (0.05)	0.99 (0.01)	1.04 (0.05)	1.02 (0.03)
Mandible length (ML)	0.46 (0.06)	0.52 (0.00)	0.48 (0.04)	0.46 (0.02)
Mandible width (MW)	0.24 (0.03)	0.29 (0.02)	0.24 (0.02)	0.22 (0.02)
Mandible gape width (MG)	0.60 (0.03)	0.73 (0.03)	0.62 (0.06)	0.58 (0.03)
Scape length (SL)	0.93 (0.06)	0.92 (0.04)	0.90 (0.04)	0.86 (0.03)
Clypeus length (CL)	0.27 (0.03)	0.30 (0.01)	0.27 (0.03)	0.26 (0.02)
Eye length (EL)	0.17 (0.02)	0.15 (0.00)	0.17 (0.01)	0.17 (0.01)
Eye width (EW)	0.12 (0.01)	0.10 (0.00)	0.12 (0.01)	0.12 (0.01)
Distance of eye to mandible insertion (DEM)	0.39 (0.03)	0.37 (0.01)	0.38 (0.03)	0.36 (0.02)
Interocular distance (ID)	0.78 (0.05)	0.78 (0.04)	0.76 (0.04)	0.73 (0.03)
Pronotum width (PrW)	0.70 (0.05)	0.70 (0.05)	0.70 (0.05)	0.66 (0.03)
Weber's length (WL)	1.26 (0.08)	1.29 (0.07)	1.27 (0.09)	1.21 (0.07)
Hind tibia length (TL)	0.81 (0.06)	0.78 (0.04)	0.80 (0.05)	0.77 (0.04)
Hind femur length (FL)	1.12 (0.08)	1.10 (0.10)	1.09 (0.06)	1.05 (0.05)
Petiole width (PeW)	0.47 (0.03)	0.47 (0.04)	0.48 (0.03)	0.45 (0.02)
Petiole length (PeL)	0.35 (0.03)	0.37 (0.01)	0.36 (0.03)	0.33 (0.02)
Petiole height (PeH)	0.55 (0.14)	0.50 (0.02)	0.49 (0.07)	0.44 (0.03)

The single-trait analyses resulting from the linear mixed models suggest that some population's traits in commercial crops and urban areas were different from the traits of the dense ombrophilous forest population. Overall, we did not find differences between size (Weber's length), head length, mandible length, interocular distance, clypeus

length, leg size (femur and tibia length), or petiole shape (size, width or height). Populations of urban areas showed relatively shorter scape length, pronotum width, mandible width, and eyes position (distance of the eye to the mandible insertion) compared to rain forest populations; further, commercial plantations had significant differences in relative

**Table 3.**

Loadings of principal components for the 18 morphological traits, their respective eigenvalues and the percentage of variance for which each axis accounted. The four higher loadings in each axis were highlighted in bold.

	PC1	PC2	PC3
HW	0.267	-0.164	0.107
HL	0.214	-0.203	<b>0.190</b>
ML	-0.021	<b>-0.313</b>	-0.030
MW	0.086	0.004	-0.008
MG	0.176	-0.210	<b>-0.171</b>
SL	<b>0.363</b>	0.073	0.004
CL	0.133	0.117	-0.099
EL	0.022	-0.056	0.011
EW	0.023	-0.012	0.014
DEM	0.107	-0.016	0.055
ID	0.226	-0.165	0.089
PrW	0.277	-0.117	0.066
WL	<b>0.459</b>	<b>-0.232</b>	<b>-0.407</b>
TL	0.271	<b>-0.247</b>	0.153
FL	<b>0.498</b>	-0.016	<b>0.164</b>
PeW	0.147	-0.117	0.046
PeL	0.109	-0.025	-0.094
PeH	<b>0.593</b>	<b>0.590</b>	-0.008
Cumulative % Explained Variance	42%	64%	73%

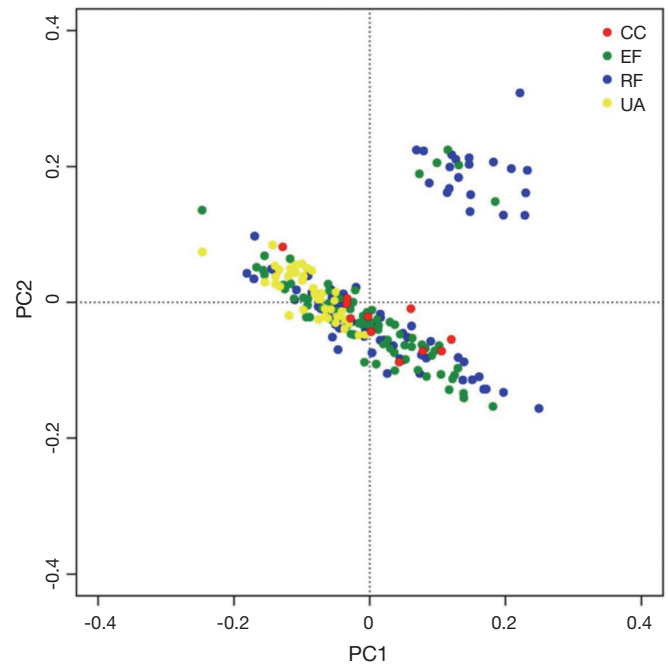
head size (smaller head width and eyes size) (Fig. 3), but larger mandible width and mandible gape. We did not find morphological differences between *G. striatula* individuals in the rain forest and exotic forest area (Table 4).

## Discussion

Our data suggested that *G. striatula* workers occurring in modified habitats, particularly commercial crops and urban areas possess some morphological attributes of smaller size than workers inhabiting rainforests. However, *G. striatula* workers in anthropized areas of the Atlantic Forest in northeastern Brazil possessed similar head width to that of the workers in the rainforest from the present study (see Blatrix and Jaisson, 2001).

In most cases, morphological variation in insects is related to phenotypic plasticity (Via and Lande, 1985; Lomônaco and Germanos, 2001). Phenotypic plasticity is the organism's ability to change its phenotype in distinct environments (Scheiner, 1993), and it can be considered an important adaptive tool for survival in unstable and heterogeneous environments (Parsons, 1990), including those that vary due to human interference (Silva et al., 2009).

According to taxonomic studies, *G. striatula* workers show strong morphological variation in size, sculpturing, and pilosity, and some have reported that *G. striatula* is a species complex despite having many shared morphological traits (Lattke, 1995; Arias-Penna, 2008). Our results suggest a large overlap of the multivariate morphological space among the populations of *G. striatula* from the different areas, and that the classification error based on 18 morphological traits can be relatively high. The morphometric analysis of eighteen morphological traits suggests two clusters of individuals, one found in all four habitat types and the second one of individuals found only in the rainforest. Furthermore, we found that the individuals from urban areas were significantly different from those from the other regions, based on both the single and multivariate analyses,




**Figure 2.** Principal Component Analysis between commercial crop (CC), exotic forest (EF), dense ombrophilous forest (RF), and urban areas (UA), showing the dispersion of individuals of *Gnamptogenys striatula* in the trait space. The trait space was described by 18 morphological characters as explained in Material and Methods. Axis 1 = 41%, Axis 2 = 22%.

suggesting at least a strong effect on morphology in strongly disturbed areas (or a third species in this complex as an alternative hypothesis). It is well known that urban areas have reduced ant habitat and less-appropriate climate, temperature, and primary productivity (Murphy, 1997; Rickman and Connor, 2003). In contrast, in forest environments, there is a great concentration and circulation of energy in the litterfall (Golley et al., 1978). In this forest stratum, there is a diverse fauna that actively participates in nutrient cycling and the degradation of organic matter (Seastedt, 1984), which affects the invertebrate communities that serve as food for ants (Jacquemin et al., 2012).

In anthropized areas of southeastern Brazil, resources are not very diversified and are sometimes scarce due to the lack of litterfall, as in the case of urban areas (McIntyre et al., 2001; Yamaguchi, 2004, 2005) and commercial eucalyptus plantations (Lima, 1993). Resource quality or availability can affect the diet of worker ants (Fowler et al., 1991), which care for the brood and can manipulate offspring number or resource allocation (Chapuisat and Keller, 1999; Meunier et al., 2008), and worker morphology depends on the nutritional conditions during juvenile development (Kaptein et al., 2005). Furthermore, the environment and nutritional status are responsible for the differentiation of alternative caste phenotypes in social insects (Scharf et al., 2007).

In ants, the head width is an important morphological trait that is used as a proxy for size (Kaspari, 1993, 1996; Weiser and Kaspari, 2006) and is related to behavior during prey searches (Kaspari, 1993). Thus, other traits such as head length, pronotum width, interocular distance, mandible gape, and mandible width (Fowler et al., 1991; Kaspari, 1993; Kaspari and Weiser, 1999; Weiser and Kaspari, 2006) are relevant, and all of these traits were found to be significantly different (smaller or larger) in the workers from the anthropized environments described in the present study.

Leg length in ants is a strong predictor of how fast individuals within a species are able to move during maximal performance (Hurlbert



**Figure 3.** Morphological traits that differentiate the workers of *Gnamptogenys striatula* of urban areas and commercial crops compared to those of preserved forest. (—) urban areas; (—) commercial crops; (---) urban areas and commercial crops. (Image: S.S. Suguituru). DEM= Distance of eye to mandible insertion; EL=Eye length; HW= Head width; MW= Mandible width; PrW= Pronotum width; SL= Scape length.

et al., 2008) and is a determinant of foraging behavior (Pearce-Duvel et al., 2011). In tropical forests, where the litterfall is deep and diverse, there is high rugosity (Farji-Brener et al., 2004), and ants with shorter

legs are favored (Farji-Brener et al., 2004; Kaspari and Weiser, 2007), whereas longer legs are favored in environments with less ground cover (Wiescher et al., 2012), such as urban parks and commercial crops. Yates and Andrew (2011) found that the relationship between the thorax and mid-femur length differed significantly among land-use types, with assemblages in crop stubble exhibiting a significantly higher femur:thorax ratio compared to ants from native remnants. In *G. striatula*, we did not detect any significant difference in leg length among the workers from the different collection sites. Our results suggest that leg size in *G. striatula* does not respond to habitat modification; this result was unexpected, considering that the land-use types studied have different rugosity levels.

In ants, bioindication may occur in several ways, such as changes in species richness and abundance (see the review on this topic by Ribas et al., 2012) or shifts in biological attributes, such as body size or symmetry, as observed in other insects (Kambach et al., 2013 for butterflies/moths; Souto et al., 2011 for flies). Our results showed large variability in the morphological characteristics and some significant changes in the size and shape of the selected morphological traits in a common ant species under different land-use types in the Atlantic Forest. We suggest that quantifying the population variability in ant traits related to ecosystem function under varying land uses may be interesting with regard to the use of ants as biological indicators of environmental change.

#### Acknowledgments

Thanks to the São Paulo Research Foundation (FAPESP) (Protocol n°. 10/50294-2), the Foundation for the Support of Teaching and Research/University of Mogi das Cruzes (FAEP/UMC), and the National Council for Technological and Scientific Development (CNPQ) (Protocol n°. 301151/2009-1 and 302363/2012-2) for their financial support. We would also like to thank two anonymous referees for their constructive comments, and Gabriela Procópio Camacho (Universidade Federal do Paraná), who has kindly confirmed the identification of *Gnamptogenys striatula* samples.

**Table 4.**

t-values from linear mixed models testing the effect of land use on selected morphological characters of *Gnamptogenys striatula* workers. Analyses were performed across all ants measured in each area. All measurements, except Weber's Length, are based on residuals with Weber's Length. Atlantic Forest areas were the reference level to comparisons (Intercept values). Values shown are t-values. Significance levels: \*P < 0.05, \*\*\* P < 0.001.

	Intercept values	Commercial crop	Exotic forest	Urban area
HW	1.608	-2.458*	-1.228	-2.153
HL	0.717	-2.093	-0.554	-0.713
ML	-0.714	2.011	0.913	0.091
MW	0.618	4.717***	-0.724	-2.284*
MG	-0.829	4.682***	0.968	-0.443
SL	1.762	-0.761	-1.732	-2.298*
CL	0.158	1.012	-0.233	-0.390
EL	0.052	-2.551*	-0.143	0.863
EW	0.757	-5.363***	-0.235	-0.098
DEM	1.957*	-1.944	-1.570	-2.674*
ID	1.317	-0.110	-0.101	-2.185
PrW	0.935	-0.629	-0.077	-2.504*
WL	62.167***	0.688	0.314	-1.342
TL	0.831	-1.246	-0.585	-1.198
FL	1.231	-0.847	-1.148	-1.597
PeW	-0.002	-0.272	0.933	-1.354
PeL	0.012	1.042	0.446	-1.112
PeH	0.919	-0.668	-0.929	-1.095



## Conflicts of interest

The authors declare no conflicts of interest.

## References

- Andow, D.A., 1991. Vegetational diversity and arthropod population response. *Ann. Rev. Entomol.* 36, 561-586.
- Arias-Penna, T.M., 2008. Subfamilia Ectatomminae. In: Jiménez, E., Fernández, F., Arias, T.M., Lozano-Zambrano, F.H. (eds.). *Sistemática, biogeografía y conservación de las hormigas cazadoras de Colombia*. Instituto de Investigación de Recursos Biológicos Alexander von Humboldt, Bogotá, pp. 53-107.
- Baccaro, F.B., Ketelhut, S.M., Morais, J.W., 2011. Efeitos da distância entre iscas nas estimativas de abundância e riqueza de formigas em uma floresta de terra-firme na Amazônia Central. *Acta Amazonica* 41, 115-122.
- Blatrix, R., Jaisson, P., 2000. Optional gamergates in the queenright ponerine ant *Gnamptogenys striatula* Mayr. *Insectes Soc.* 47, 193-197.
- Blatrix, R., Jaisson, P., 2001. Reproductive strategy of the ponerine ant *Gnamptogenys striatula* Mayr (Hymenoptera: Formicidae). *Sociobiology* 37, 147-161.
- Blatrix, R., Schulz, C., Jaisson, P., France, W., Hefetz, A., 2002. Trail pheromone of ponerine ant *Gnamptogenys striatula*: 4-methylgeranyl esters from Dufour's Gland. *J. Chem. Ecol.* 28, 2557-2567.
- Chapuisat, M., Keller, L., 1999. Testing kin selection with sex allocation data in eusocial Hymenoptera. *Heredity* 82, 473-478.
- Costa, C.B., Ribeiro, S.P., Castro, P.T.A., 2010. Ants as bioindicators of natural succession in savanna and riparian vegetation impacted by dredging in the Jequitinhonha River Basin, Brazil. *Restoration Ecol.* 18, 148-157.
- Farji-Brenner, A.G., Barrantes, G., Ruggiero, A., 2004. Environmental rugosity, body size and access to food: a test of the size-grain hypothesis in tropical litter ants. *Oikos* 104, 165-171.
- Fernandes, T.T., Silva, R.R., Souza, D.R., Araújo, N., Morini, M.S.C., 2012. Undecomposed twigs in the leaf litter as nest-building resources for ants (Hymenoptera: Formicidae) in areas of the Atlantic Forest in the southeastern region of Brazil. *Psyche* 2012, doi: 10.1155/2012/896473.
- Fiaschi, P., Pirani, J.R., 2009. Review of plant biogeography studies in Brazil. *J. Sys. Evol.* 47, 477-496.
- Fowler, H.G., Forti, L.C., Brandão, C.R.F., Delabie, J.H.C., Vasconcelos, H.L., 1991. Ecologia nutricional de formigas. In: Panizzi, A.R., Parra, J.R.P. (eds.). *Ecologia nutricional de insetos e suas implicações no manejo de pragas*. Manole, São Paulo/CNPq, Brasília, pp. 131-223.
- Gibb, H., Parr, C.L., 2013. Does structural complexity determine the morphology of assemblages? An experimental test on three continents. *PLoS One* 8, e64005. doi: 10.1371/journal.pone.0064005.
- Giraud, T., Blatrix, R., Poteaux, C., Solignac, M., Jaisson, P., 2000. Population structure and mating biology of the polygynous ponerine ant *Gnamptogenys striatula* in Brazil. *Mol. Ecol.* 9, 1835-1841.
- Golley, F.B., McGinnis, J.T., Clements, R.G., Child, G.I., Duever, M.J., 1978. Ciclagem de minerais em um ecossistema de floresta tropical úmida. EPU/EDUSP, São Paulo.
- Hurlbert, A.H., Ballantyne, F., Powell, S., 2008. Shaking a leg and hot to trot: the effects of body size and temperature on running speed in ants. *Ecol. Entomol.* 33, 144-154.
- Irschick, D.J., Albertson, R.C., Brennan, P., et al., 2013. Evo-devo beyond morphology: from genes to resource use. *Trends Ecol. Evolut.* 28, 267-273.
- Jacquemin, J., Drouet, T., Delsinne, T., Roisin, Y., Lepage, M., 2012. Soil properties only weakly affect subterranean ant distribution at small spatial scales. *Appl. Soil Ecol.* 62, 163-169.
- Kambach, S., Guerra, F., Beck, S.G., Hensen, I., Schleuning, M., 2013. Human-induced disturbance alters pollinator communities in tropical mountain forests. *Diversity* 5, 1-14.
- Kaptein, N., Billen, J., Gobin, B., 2005. Larval begging for food enhances reproductive options in the ponerine ant *Gnamptogenys striatula*. *Anim. Behav.* 69, 293-299.
- Kaspari, M., 1993. Body size and microclimate use in neotropical granivorous ants. *Oecologia* 96, 500-507.
- Kaspari, M., 1996. Worker size and seed size selection by harvester ants in a Neotropical forest. *Oecologia* 105, 397-404.
- Kaspari, M., Weiser, M.D., 1999. The size-grain hypothesis and interspecific scaling in ants. *Funct. Ecol.* 13, 530-538.
- Kaspari, M., Weiser, M.D., 2007. The size-grain hypothesis: do macroarthropods see a fractal world? *Ecol. Entomol.* 32, 279-282.
- Kaspari, M., Alonso, L., O'Donnell, S., 2000a. Three energy variables predict ant abundance at a geographical scale. *Proc. R. Soc. B* 267, 485-489.
- Kaspari, M., O'Donnell, S., Kercher, J.R., 2000b. Energy, density, and constraints to species richness: ant assemblages along a productivity gradient. *Am. Nat.* 155, 280-293.
- Kempff, W.W., 1972. Catálogo abreviado das formigas da Região Neotropical (Hymenoptera: Formicidae). *Stud. Entomol.* 15, 1-134.
- Kovacs, J.L., Hoffman, E.A., Goodisman, M.A.D., 2008. Mating success in the polyandrous social wasp *Vespa maculifrons*. *Ethology* 114, 340-350.
- Larrañaga, A., Basaguren, A., Elosegui, A., Pozo, J., 2009. Impacts of *Eucalyptus globulus* plantations on Atlantic streams: changes in invertebrate density and shredder traits. *Fund. Appl. Limnol.* 175, 151-160.
- Lattke, J.E., 1990. Revisión del género *Gnamptogenys* Mayr en Venezuela (Hymenoptera: Formicidae). *Acta Terramaris* 2, 1-47.
- Lattke, J.E., 1995. Revision of the ant genus *Gnamptogenys* in the New World (Hymenoptera: Formicidae). *J. Hymen. Res.* 4, 137-193.
- Lima, W.P., 1993. Impacto ambiental do eucalipto. Editora da Universidade de São Paulo, São Paulo.
- Lomônaco, C., Germanos, E., 2001. Variações fenotípicas em *Musca domestica* L. (Diptera: Muscidae) em resposta à competição larval por alimento. *Neotrop. Entomol.* 30, 223-231.
- McIntyre, N.E., Rangs, J., Fagan, W.F., Faeth, S.H., 2001. Ground arthropod community structure in a heterogeneous urban environment. *Landscape Urban Plan.* 52, 257-274.
- Montone, T.O., Diniz, E.A., Munhae, C.B., Bueno, O.C., Morini, M.S.C., 2011. Composição da fauna de formigas (Hymenoptera: Formicidae) de serapilheira em florestas semidecídua e de *Eucalyptus* spp., na região sudeste do Brasil. *Biota Neotrop.* 11, 237-246.
- Meunier, J., West, S.A., Chapuisat, M., 2008. Split sex ratios in the social Hymenoptera: a meta-analysis. *Behav. Ecol.* 19, 382-390.
- Meunier, J.M., Chapuisat, M., 2009. The determinants of queen size in a socially polymorphic ant. *J. Evol. Biol.* 22, 1906-1913.
- Morini, M.S.C., Munhae, C.B., Leung, R., Candiani, D.F., Voltolini, J.C., 2007. Comunidades de formigas (Hymenoptera: Formicidae) em fragmentos de Mata Atlântica situados em áreas urbanizadas. *Iheringia. Sér. Zool.* 97, 246-252.
- Morini, M.S.C., Silva, R.R., Suguituru, S.S., Pacheco, R., Nakano, M.A., 2012. A fauna de formigas da Serra do Itapeti. In: Morini, M.S.C., Miranda, V.F.O. (orgs.). *Serra do Itapeti: aspectos históricos, sociais e naturalísticos*. Editora Canal6, Bauru, pp. 201-220.
- Murphy, D.D., 1997. Desafios à diversidade biológica em áreas urbanas. In: Wilson, E.O. (org.). *Biodiversidade*. Editora Nova Fronteira, Rio de Janeiro, pp. 89-97.
- Oster, G.F., Wilson, E.O., 1978. Caste and ecology in the social insects. Princeton University Press, Princeton.
- Pacheco, R., Silva, R.R., Morini, M.S.C., Brandão, C.R.F., 2009. A comparison of the leaf-litter ant fauna in a secondary Atlantic forest with an adjacent pine plantation in southeastern Brazil. *Neotrop. Entomol.* 38, 55-65.
- Parsons, P.A., 1990. Fluctuating asymmetry: an epigenetic measure of stress. *Biol. Rev.* 65, 131-145.
- Pearce-Duvel, J.M.C., Elemans, C.P.H., Feener Jr., D.H., 2011. Walking the line: search behavior and foraging success in ant species. *Behav. Ecol.* 22, 501-509.
- Peters, R.H., 1983. The ecological implications of body size. Cambridge University Press.
- Pie, M.R., Tschä, M.K., 2013. Size and shape in the evolution of ant worker morphology. *PeerJ* 1, e205. doi: 10.7717/peerj.205.
- R Core Team 2014. R: A language and environment for statistical computing. R Foundation for Statistical Computing, Vienna, Austria. URL <http://www.R-project.org/>.
- Ribas, C.R., Campos, R.B.F., Schmidt, F.A., Solar, R.R.C., 2012. Ants as indicators in Brazil: a review with suggestions to improve the use of ants in environmental monitoring programs. *Psyche* 2012, doi 10.1155/2012/636749.
- Ribera, I., Dolédec, S., Downie, I.S., Foster, G.N., 2001. Effect of land disturbance and stress on species traits of ground beetle assemblages. *Ecology* 82, 1112-1129.
- Rickman, J.K., Connor, E.F., 2003. The effect of urbanization on the quality of remnant habitats for leaf-mining Lepidoptera on *Quercus agrifolia*. *Ecography* 26, 777-787.
- Scharf, M.E., Buckspan, C.E., Grzymala, T.L., Zhou, X., 2007. Regulation of polyphenic caste differentiation in the termite *Reticulitermes flavipes* by interaction of intrinsic and extrinsic factors. *J. Exp. Biol.* 210, 4390-4398.
- Scheiner, S.M., 1993. Genetics and evolution of phenotypic plasticity. *Ann. Rev. Ecol. Sys.* 24, 35-68.
- Schorr, R.A., Lukacs, P.M., Florant, G.L., 2009. Body mass and winter severity as predictors of overwinter survival in Preble's meadow jumping mouse. *J. Mammal.* 90, 17-24.
- Seastedt, T.R., 1984. The role of microarthropods in decomposition and mineralization processes. *Ann. Rev. Entomol.* 29, 25-46.
- Silva, M.C., Lomônaco, C., Augusto, S.C., Kerr, W.E., 2009. Climatic and anthropic influence on size and fluctuating asymmetry of euglossine bees (Hymenoptera, Apidae) in a semideciduous seasonal forest reserve. *Gen. Mol. Res.* 8, 730-737.
- Silva, R.R., Brandão, C.R.F., 2010. Morphological patterns and community organization in leaf-litter ant assemblages. *Ecol. Monogr.* 80, 107-124.
- Souto, K.C.F.L., Pereira, C.D., Lomônaco, C., 2011. Body size, symmetry and abundance of *Euxesta stigmatias* (Loew) and *Euxesta sororcula* (Wiedemann) (Diptera: Ulidiidae) in a Natural Reserve and in a Guava Orchard in Uberlândia, MG, Brazil. *Neotrop. Entomol.* 40, 661-668.
- Souza, D.R., Fernandes, T.T., Nascimento, J.R.O., Suguituru, S.S., Morini, M.S.C., 2012. Characterization of ant communities (Hymenoptera: Formicidae) in twigs in the leaf litter of the Atlantic rainforest and eucalyptus trees in the southeast region of Brazil. *Psyche* 2012, doi:10.1155/2012/532768.
- Souza, D.R., Stingel, E., Almeida, L.C., Lazarini, M.A., Munhae, C.B., Bueno, O.C., et al., 2010. Field methods for the study of ants in sugarcane plantations in southeastern Brazil. *Sci. Agr.* 67, 651-657.
- Suguituru, S.S., Silva, R.R., Souza, D.R., Munhae, C.B., Morini, M.S.C., 2011. Ant community richness and composition across a gradient from *Eucalyptus* plantations to secondary Atlantic Forest. *Biota Neotropica* 11, 1-8.
- Suguituru, S.S., Souza, D.R., Munhae, C.B., Pacheco, R., Morini, M.S.C., 2013. Diversidade e riqueza de formigas (Hymenoptera: Formicidae) em remanescentes de Mata Atlântica na Bacia Hidrográfica do Alto Tietê, SP. *Biota Neotropica* 13, 141-152.
- Via, S., Lande, R., 1985. Genotype-environment interaction and the evolution of phenotypic plasticity. *Evolution* 39, 505-522.
- Wainwright, P.C., 1994. Functional morphology as a tool in ecological research. In: Wainwright, P.C., Reilly, S.M. (eds.). *Ecological morphology: integrative organismal biology*. University of Chicago Press, Chicago, pp. 42-59.

- Weiser, M., Kaspari, M., 2006. Ecological morphospace of New World ants. *Ecol. Entomol.* 31, 131-142.
- Wiescher, P.T., Pearce-Duvet, J.M.C., Feener, D.H., 2012. Assembling an ant community: species functional traits reflect environmental filtering. *Oecologia* 169, 1063-1074.
- Yamaguchi, T., 2004. Influence of urbanization on ant distribution in parks of Tokyo and Chiba City, Japan. I. Analysis of ant species richness. *Ecol. Res.* 19, 209-216.
- Yamaguchi, T., 2005. Influence of urbanization on ant distribution in parks of Tokyo and Chiba City, Japan. II. Analysis of species. *Entomol. Sci.* 8, 17-25.
- Yates, M., Andrew, N.R., 2011. Comparison of ant community composition across different land-use types: assessing morphological traits with more common methods. *Austral J. Entomol.* 50, 118-124.