

QUALIS PERIODIC EVALUATION: ANALYSIS OF QUALIS UPGRADE IN MEDICINE III

Avaliação do Qualis periódicos: balanço do upgrade do Qualis na Medicina III

JOSÉ JUKEMURA¹; MÁRCIO AUGUSTO DINIZ²

ABSTRACT

Objective: To evaluate the preliminary results related to journals up-grade that was used by Medicine III, through opportunity offered by Capes to all agency areas programs. **Methods:** Were used area document of Medicine I, II and III, besides other relevant topics available online at Capes site, between 2009 and 2013. The research was focused to answer two questions: 1) the stratification of Qualis is similar in the three areas of medicine? and 2) the evolution of Qualis in Medicine III was higher? **Results:** Medicine III showed an increase in its Qualis classification and is publishing in journals with higher impact factors, virtually the same as the Medicine I and II. **Conclusion:** The area showed the strongest growth in recent three-year periods.

Key Words – Educational measurement. Periodical index. Quality control.

INTRODUCTION

The Qualis classification is used by Capes for stratification value of intellectual production of all postgraduate programs in different areas. It is designed to meet the needs of the evaluation system and is based on information provided through the Coleta/Sucupira Platform that lists all journals. As a result, provides a list of the classification of journals used by programs for the dissemination of its production.

The objective of this study was to evaluate the preliminary results of the up-grade implanted by Medicine III on journals, representative of the area, accepting this opportunity offered by Capes for all areas.

METHODS

The following documents available online in Capes website were used: assessment/support instruments and classification of intellectual production; area document of Medicine I, 2013; area document of Medicine II, 2009; area document of Medicine II, 2013; area document Medicine III 2009; and area document Medicine III, 2013. Was searched in these documents the relevant topics that were related to the up-grade subject and its relationship to the area.

Was tried to answer two questions: 1) the stratification of Qualis is similar in the three areas of medicine? and 2) the evolution of Medicine III Qualis was higher?

RESULTS

The stratification of the quality of the scientific production is based on qualitative and quantitative criteria. Thus, the Qualis assesses the quality of articles and other types of production from the analysis of the impact factor (IF) of the indexing databases ISI-Web of Science and cites/doc in Scimago base.

The classification is made for the areas of assessment and must undergo annual update process. These vehicles are framed in strata indicative of quality: A1 (the highest); A2; B1; B2; B3; B4; B5 and C (the lowest value). The distribution of periodicals classified into A1 + A2 must be less than or equal to 25%; A1 < A2 and A1 + A2 + B1 less than or equal to 50%.

The application that allows the classification and consulting the Qualis areas, as well as disclosure of the criteria used for classification, is the WebQualis. Since when the Qualis was imposed in this way, it is observed increase in FI references in all areas; however, Medicine III was considered to have the smallest FI.

To answer the asked questions (stratification of Qualis

is similar in the three areas of medicine? and 2) the evolution of Medicine III Qualis was higher?) were compared the Qualis strata of the three medical areas, using documents the areas through 2009 to 2013, and assessed their evolution.

The Medicine I presented 2009 Qualis with IF of 3.8 for stratum A1; 2.5 to A2; and 1.3 to B1. In 2013, were A1-4, A2-2,8 and B1-1,6 respectively (Table 1).

Medicine II presented in 2009 Qualis with IF from 3.8 to stratum A1; 2.36 to A2; and 1.1 to B1. In 2013, were A1-4, A2-2,8 and B1-1,6 respectively (Table 2), so with criteria similar to those of Medicine I.

The two areas Medicine I and II, not published document area in 2012.

On the other hand, in Medicine III Qualis classification published in 2009 and 2012 area document, considered two types of journals: the ones of the area and the "out of area", considering that it was believed that the journals from the surgical area would lower impact factor.

Thus began the area document in 2009 with 2.96 IF to stratum A1, 2.29 to A2 and 1.35 to B1 for journals considered on surgical area, and evolved to 3.3, 2, 63 and 1.5 respectively in the area document published in 2012 (Table 3).

In 2013, the Evaluation Committee for reclassification of Qualis, verified and ranked 1923 journals, putting IF 4.0 to A1, 2.85 to A2 and 1.6 to B1 stratum, regardless of whether or not in surgical area, maintaining the definition of the classification of the Qualis, ie distribution of journals classified in A1 + A2 must be less than or equal to 25%, A1 < A2 and A1 + A2 + B1 less than or equal to 50% (Table 4).

This committee discussed the validity of considering whether a journal is in area or not, in view of the postgraduate interdisciplinary and how this fact was demonstrated when analyzing the journals in which the articles produced by the programs have been published.

Another fact to be taken into account is that Medicine III, after consultation and discussion involving all the coordinators of the programs in this area, decided for the last year of the past three years, to up-grade to A2 articles published in Acta Brasileira Cirurgica and B1 to the Journal of Brazilian College of Surgeons, because both are in general surgery - clinic and experimental - so, all Medicine III programs could be included on them. This classification only valued to a limited number of publications and had as objective the enhancement of national journals. It should be said, that in the recent 2013 evaluation it did not bring major changes to the program evaluations and it was considered only one year (2012) of the triennial assessment.

¹Disciplina de Cirurgia do Aparelho Digestivo, Faculdade de Medicina, Universidade de São Paulo e ²Programa de Pós-Graduação em Estatística do Instituto de Matemática e Estatística, Universidade de São Paulo (1Discipline of Digestive Surgery, Faculty of Medicine, University of São Paulo and ²Postgraduate Program in Statistics, Institute of Mathematics and Statistics, University of São Paulo), São Paulo, SP, Brazil

TABLE 1 – Stratification of journals in WebQualis of Medicine I

estrato	2009	2013
A1	≥ 3,80	≥ 4
A2	≥ 2,50	≥ 2,80
B1	≥ 1,30	≥ 1,6
B2	≥ 0,001	≥ 0.8
B3	Medline, pub med, ISI	≥ 0,2
B4	Scielo	Meline, Scielo, ISI, SCOPUS
B5	Outras bases	LILACS e outras bases

TABLE 2 - Stratification of journals in WebQualis of Medicine II

estrato	2009	2013
A1	≥ 3,80	≥ 4
A2	≥ 2,36	≥ 2,80
B1	≥ 1,10	≥ 1,60
B2	≥ 0,11	≥ 0.8
B3	Medline, pub med ou com FI	≥ 0,2
B4	Scielo	Meline, Scielo, Scopus, Lilacs
B5	Outras bases	Lilacs, Latindex

TABLE 3 - Stratification of journals in WebQualis of Medicine III

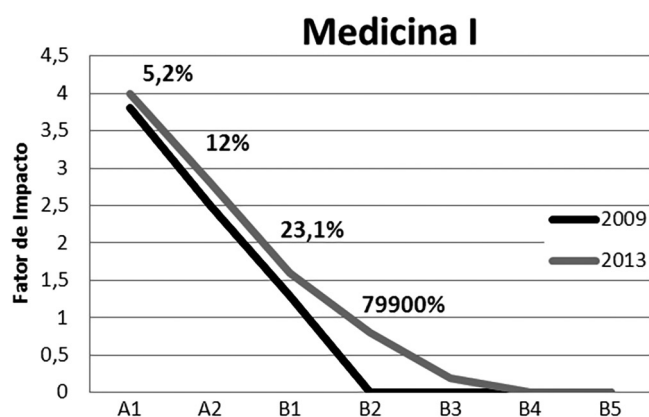
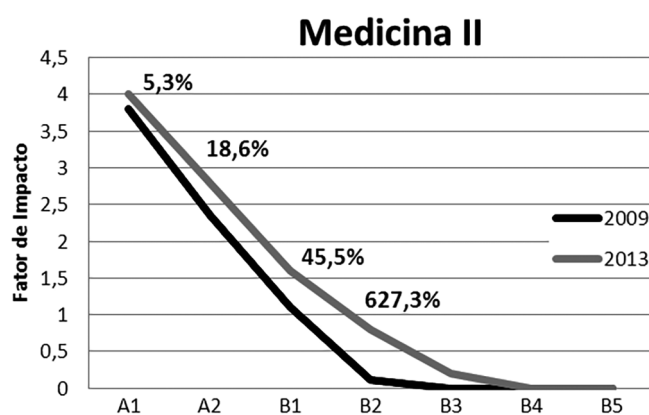
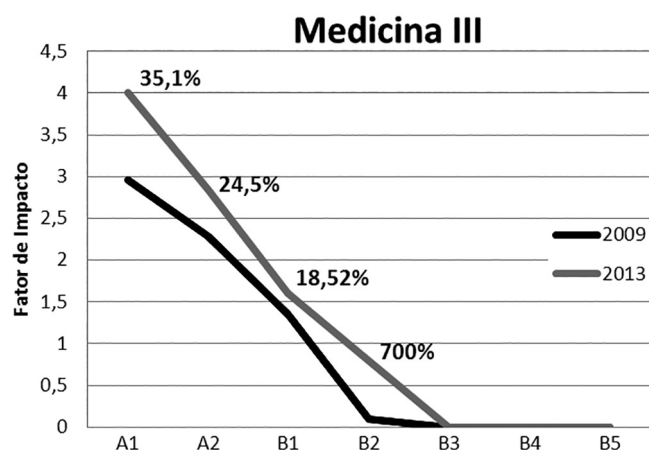
estrato	2009 *	2012 *	2013
A1	≥ 2,96	≥ 3,30	≥ 4
A2	≥ 2,29	≥ 2,63	≥ 2,85
B1	≥ 1,35	≥ 1,50	≥ 1,6
B2	≥ 0,1	≥ 0,90	≥ 0.8
B3	Medline, pub med ou com FI	≥ 0,01	≥ 0,001
B4	Scielo	Da área em outras bases	Meline, Scielo, Lilac
B5	Outras bases	Em outras áreas	Outras bases

* Impact factor for journals considered on Medicine III area

TABLE 4 - Journal distribution (absolute and relative value) in Medicine III according to the strata in WebQualis

Estratos	Total	Total em %
A1	176	9,18
A2	273	14,24
B1	490	25,55
B2	360	18,78
B3	250	13,04
B4	107	5,58
B5	261	13,62
Subtotal	1917	99,69
C	0	0,00
NC	6	0,31
Total	1923	100

As can be seen in absolute numbers, the Qualis rating for the three areas is almost the same, except the A2 extract in Medicine III that is greater; when the percentage change in the three areas is considered, the data are described in Figures 1, 2 and 3.

**FIGURE 1 - Percentage change in Medicine I Qualis****FIGURE 2 - Percentage change in Medicine II Qualis****FIGURE 3 - Percentage change in Medicine III Qualis**

This evolution in Qualis, did not change the production, distribution on the evaluation process and number of postgraduate students, as shown in Tables 5, 6, 7 and 8.

TABLE 5 - Evolution of the number of postgraduate programs notes 5, 6 and 7 of Medicines I, II and III in the triennial evaluations of 2007 and 2011

Medicina III 49 PPG	43 PPG	39 PPG
Nota 7 = 0 PPG	1 PPG	1 PPG
Nota 6 = 0 PPG	1 PPG	1 PPG
Nota 5 = 9 PPG (18,36%)	13 PPG (35%)	11 PPG (38,5 %)

PPG = Postgraduate programs

TABLE 6 - Number of articles published in Qualis-Periodicals strata in the years 2007-2011 of Medicine III

ANO BASE	A1	A2	B1	B2	B3	B4	B5	Total
2007	81	290	328	264	420	300	84	1767
2008	54	311	366	352	397	256	75	1811
2009	112	290	477	295	465	262	83	1984
2010	158	267	382	273	431	134	94	1739
2011	158	291	462	284	389	158	122	1864
Total	563	1449	2015	1468	2102	1110	458	9165

TABLE 7 - Distribution of the number of articles in Qualis Periodicals strata of joint production student/teacher in the years 2007-2011 of Medicine III

Ano Base	A1	A2	B1	B2	B3	B4	B5	Total
2007	39	102	141	102	183	157	39	763
2008	18	141	148	146	176	115	41	785
2009	44	129	186	119	193	119	28	818
2010	67	117	168	133	197	58	39	779
2011	64	135	218	147	176	84	62	886

~40%

TABLE 8 - Number of master and doctor graduates in 2007 to 2011 in Medicine III

ANO BASE	Mestrado	Doutorado	Total
2007	318	249	567
2008	313	277	590
2009	336	237	573
2010	335	260	595
2011	361	308	669

These results demonstrate that the percentage change in Medicine III was greater than in other areas, especially in the strata A1 and A2.

DISCUSSION

Medicine III showed an increase in its Qualis classification and is publishing in journals with higher IF. Currently the Qualis is virtually the same as the Medicine I and II, and Medicine III was the area that had the highest evolution in recent three-year periods. Although the IF had increased, the distribution of publications remained the same, and the distribution of ratings improved.

CONCLUSION

The area showed the strongest growth in recent three-year periods.

RESUMO

Objetivo: Avaliar os resultados preliminares sobre a Medicina III do up-grade oportunizado pela Capes para todas as áreas. **Métodos:** Foram utilizados os documentos de áreas e os relevantes ao tema disponíveis online no site da Capes entre 2009 e 2013. Procurou-se focar a pesquisa em dois aspectos para responder duas perguntas: 1) a estratificação do Qualis é semelhante nas três áreas da medicina? e 2) a evolução do Qualis da Medicina III foi maior? **Resultados:** A Medicina III apresentou evolução em sua classificação Qualis e está publicando em revistas com maior fator de impacto e é praticamente igual ao da Medicina I e II. **Conclusão:** A área foi a que apresentou maior evolução nestes últimos triênios

Descritores: Avaliação educacional. Índice de periódicos. Controle de qualidade

REFERENCES

1. <http://www.capes.gov.br/avaliacao/instrumentos-de-apoio/classificacao-da-producao-intelectual>
2. documento da Área Medicina I 2009 <http://www.capes.gov.br/avaliacao/instrumentos-de-apoio/documentos-de-area>
3. documento da Área Medicina I 2013 <http://www.capes.gov.br/avaliacao/instrumentos-de-apoio/documentos-de-area>
4. documento da Área Medicina II 2019 <http://www.capes.gov.br/avaliacao/instrumentos-de-apoio/documentos-de-area>
5. documento da Área Medicina II 2013 <http://www.capes.gov.br/avaliacao/instrumentos-de-apoio/documentos-de-area>
6. documento da Área Medicina III 2019 <http://www.capes.gov.br/avaliacao/instrumentos-de-apoio/documentos-de-area>
7. documento da Área Medicina III 2012 <http://www.capes.gov.br/avaliacao/instrumentos-de-apoio/documentos-de-area>
8. documento da Área Medicina III 2013 <http://www.capes.gov.br/avaliacao/instrumentos-de-apoio/documentos-de-area>

Received on: 19/02/2015

Accepted for publication: 12/09/2015

Conflict of interest: none

Source of funding:

Address for correspondence:

José Jukemura

jjukemura@yahoo.com.br