



Regional and varietal differences in prevalence and incidence levels of *Bipolaris* species in Brazilian rice seedlots

Priscila Rossatto Meneses¹, Cândida Renata Jacobsen de Farias¹, Ana Rita de Almeida Caniela¹, André Aguiar Schwanck², Alexandre Nunes Deibler³, Gustavo Daltrozzo Funck⁴ & Emerson Medeiros Del Ponte^{2,5}

¹Departamento de Fitossanidade, Faculdade de Agronomia Eliseu Maciel, Universidade Federal de Pelotas, 96010-900, Pelotas, RS, Brasil; ²Departamento de Fitossanidade, Universidade Federal do Rio Grande do Sul, 91540-000, Porto Alegre, RS, Brasil; ³Universidade da Região da Campanha, 96400-110, Bagé, RS, Brasil; ⁴Instituto Rio Grandense do Arroz, 94930-030, Cachoeirinha, RS, Brasil; ⁵Current address: Departamento de Fitopatologia, Universidade Federal de Viçosa, 36570-900, Viçosa, MG, Brasil

Author of correspondence: Emerson Medeiros Del Ponte, e-mail: delponte@ufv.br

ABSTRACT

A total of 722 rice seed lots were collected at six production regions of Rio Grande do Sul state during three consecutive seasons (2009/10 to 2011/12). For each seed lot, 200 seeds were assessed for the presence of *Bipolaris* spp. using a standard seed health blotter test. Results showed that *B. oryzae* and *B. cynodontis* were found in 62.5% and 10.4% of the seed lots, respectively. Overall mean incidence of *B. oryzae* and *B. cynodontis* were 0.5% and 0.06%, respectively. For the two most sampled varieties (75% of the seed lots), IRGA 424 and Puitá INTA CL, mean incidence levels were highest and lowest, respectively. Among regions, infection risk was highest in the southeastern and lowest in the western regions of the state, especially the Fronteira Oeste. The prevalence and the incidence levels of *Bipolaris oryzae* reported in this study were lower than previous reports in the same region - eighty percent of the seed lots showed incidence levels below the recommended 5% inoculum threshold. In conclusion, rice seeds produced by IRGA-certified growers showed an overall good health quality with regards to *B. oryzae* infection, which is the main *Bipolaris* species associated with rice seeds in southern Brazil.

Key words: *Bipolaris oryzae*, *Oryza sativa*, brown spot, seed pathology.

INTRODUCTION

Brown spot, caused by *Bipolaris oryzae* (Breda de Haan) Shoemaker, is among the most important diseases of rice (*Oryza sativa* L.) and is present in virtually all rice-producing areas worldwide (Ou, 1985; Lee, 1992; Savary et al., 2000). Brazil is the largest rice-producing country outside Asia and brown spot, together with leaf and panicle blast (*Magnaporthe oryzae*), is an economically significant disease that contributes to direct losses in both yield and grain quality and indirect losses due to seedborne inoculum (Aluko, 1975; Prabhu et al., 1980; Marchetti & Petersen, 1984; Datnoff et al., 1992).

When seedborne, *B. oryzae* mycelium becomes dormant and can be reactivated during seed germination and cause lesions on roots, coleoptile and primary leaves. The fungus eventually leads to seedling death depending on the inoculum density in the seeds (Lee, 1992; Nghiep & Gau, 2004). Seed-to-seedling transmission rate may reach up to 80% and lead to significant reduction in crop stand (Prabhu & Vieira, 1989; Toledo et al., 2006; Barnwal et al., 2013). In central Brazil, crop stand reduction ranged from 33% to 64.5% in field plots according to the incidence levels of *B. oryzae* in the seeds (Malavolta et al., 2002).

Information on rice brown spot in Brazil is scarce, and most recent research has focused on the efficacy of chemicals (Ottoni et al., 2000; Santos et al., 2005; Dallagnol et al., 2006), biological control agents (Ludwig et al., 2009), the effect of silicon on the increase of host resistance (Zanão-Junior et al., 2009; Dallagnol et al., 2009) or reducing seedling infection from *B. oryzae* seedborne inoculum (Dallagnol et al., 2013). Sporadic surveys have been conducted to identify *Bipolaris* associated with rice seeds produced in Brazil (Franco et al., 2001; Farias et al., 2007; Farias et al., 2011) but few attempted to identify *Bipolaris* at the species level (Malavolta et al., 2007).

Bipolaris comprises a large genus of fungi with more than 100 species, most of them being saprobes in soil and pathogens of plants, and some potentially able to infect humans and animals (Sivanesan, 1987; Cunha et al., 2012). While *B. oryzae* is the most commonly species infecting rice seeds, likely due to its association with foliar epidemics of brown spot, other *Bipolaris* species have been found during routine analysis of rice seedlots around the world, including *B. bicolor*, *B. curvispora*, *B. cynodontis*, *B. halodes*, *B. hawaiiensis*, *B. indica*, *B. spicifera* and *B. victoria* (Sivanesan, 1987; Mathur & Neergard, 1973; Motlagh & Kaviani, 2008; Farias et al., 2011; Archana & Prakash, 2013).

In previous surveys conducted in southern Brazilian rice seedlots, two *Bipolaris* species possessing morphological features that were distinct from *B. oryzae* were found associated with rice seeds from all rice-growing regions of Rio Grande do Sul State in the 2004 season: *B. cynodontis* and *B. curvispora* with mean prevalence of 24.1% and 42.9%, respectively (Farias et al., 2011). Although critical, the information provided on that study was only the presence or absence of each species in a seed lot, and not the extension of the infection within a seed lot. The main objective of the present study was to identify and quantify both the prevalence and the incidence of *Bipolaris* species associated with commercial seeds of rice. Additionally, the infection risk associated with seasonal, regional and varietal differences across the seedlots was assessed.

MATERIAL AND METHODS

Study area and sampling

A total of 722 seed lots were collected from harvesting of commercial seed-production fields by certified-growers of the Instituto Riograndense de Arroz Irrigado (IRGA). Information available for each seed lot included growing season, municipality, production region and rice variety.

The seed lots were originated from fields located in all six rice-growing regions of the state of Rio Grande do Sul as defined by IRGA. Although the number of seed lots was more evenly distributed across the seasons (Figure 1), it varied widely among regions and varieties (Table 1). The most sampled region was Fronteira Oeste (FO) region,

contributing with almost one third of the samples. The least sampled region was Depressão Central (DC) with only 57 seed lots (7.8%) (Table 1). Samples were not available for Campanha (CAM) and DC regions in 2009 and 2011, respectively.

The samples comprised ten varieties which were grouped, for some analyses, into four categories according to breeder and date of release: Embrapa (BRS series) and IRGA variety groups (400s series - 1980s and 1990s, and 420s series - 2000s), bred by Brazilian institutes, and an INTA variety, Puitá INTA CL, bred in Argentina. Both the IRGA 422 CL and Puitá INTA CL are imidazoline-resistant rice varieties carrying the proprietary Clearfield (CL) technology. Two varieties comprised 74% of the seed lots: Puitá INTA CL and IRGA 424, which contributed with 47% and 27% of the samples, respectively (Table 1).

Detection and identification procedures

In the laboratory, a sample of 200 seeds was randomly taken from each seed lot and subjected to a standard seed health blotter test for fungal detection (Brasil, 2009). Briefly, non-surface disinfested seeds were carefully placed on top of three layers of moist paper inside a plastic box (50 seeds/box), which was incubated at $\pm 23^{\circ}\text{C}$ and with a 12 h light-dark cycle during seven days. Afterwards, each seed was inspected visually by an experienced analyst with the aid of stereoscopic microscope and assessed for the presence of *Bipolaris* species. During the visual assessments, morphologically distinct groups of *Bipolaris* based on conidiophore and conidia features were further isolated to petri dishes containing potato-dextrose-agar media for vigorous growth. Slides were prepared to visualize the

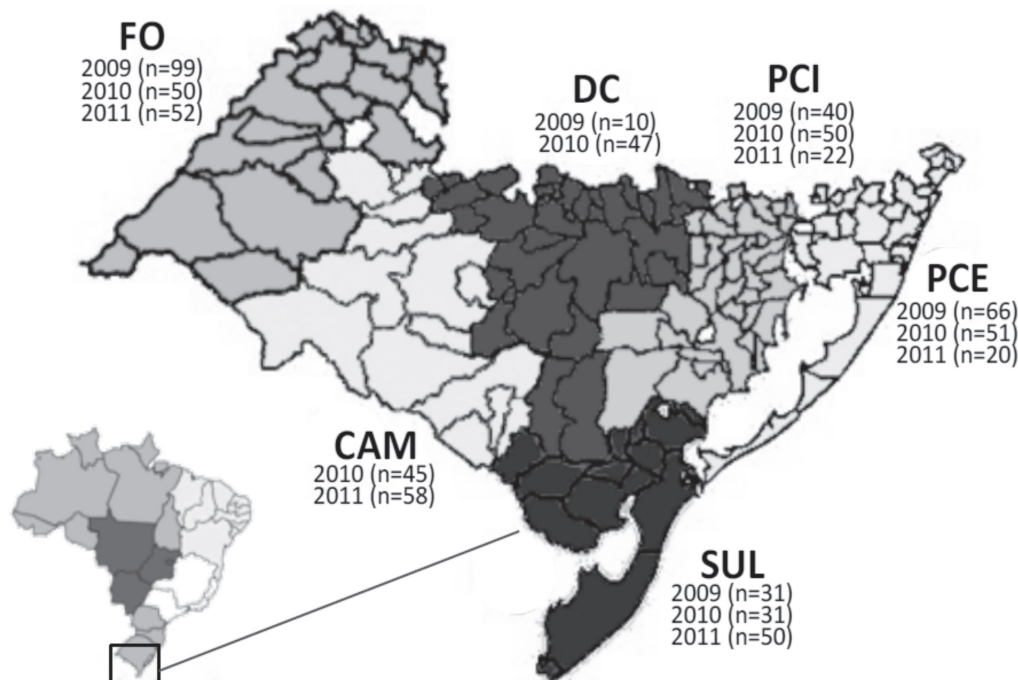


FIGURE 1 - Number of seedlots obtained from up to three harvesting years on each of six rice-growing regions in the Rio Grande do Sul state as defined by IRGA (Instituto Riograndense do Arroz): CAM, Campanha; DC, Depressão central; FO, Fronteira oeste; PCE, Planície costeira externa; PCI, Planície costeira interna; SUL, Zona sul.

TABLE 1 - Summary of the number of rice seed lots analysed for the presence of *Bipolaris* spp. by variety, growing season and production region of Rio Grande do Sul state.

Season Region ¹	Rice variety										Total
	BRS Fronteira	BRS Querencia	BRS Sinuelo	BRS7 Taim	IRGA 409	IRGA 417	IRGA 422CL	IRGA 423	IRGA 424	Puitá INTA CL	
2008/09											
DC	- ²	-	-	-	-	-	3	1	4	2	10
FO	1	1	-	3	7	9	5	6	15	52	99
PCE	-	10	-	-	-	-	2	-	25	29	66
PCI	-	-	-	-	-	-	24	-	6	10	40
SUL	-	8	-	-	-	-	-	-	18	5	31
Subtotal	1	19	-	3	7	9	34	7	68	98	246
2009/10											
CAM	-	4	-	-	-	-	3	-	14	24	45
DC	-	6	-	-	-	-	18	1	9	13	47
FO	-	3	-	2	5	9	-	2	15	14	50
PCE	-	-	-	-	-	-	-	4	6	41	51
PCI	-	-	-	-	-	-	2	-	6	42	50
SUL	-	5	-	-	-	2	2	-	15	7	31
Subtotal	-	18	-	2	5	11	25	7	65	141	274
2010/11											
CAM	-	3	-	-	-	10	-	-	-	45	58
FO	-	2	5	-	8	9	-	2	13	13	52
PCE	-	-	-	-	-	-	-	-	-	20	20
PCI	-	-	-	-	-	-	-	-	12	10	22
SUL	-	-	-	-	-	-	-	-	39	11	50
Subtotal	-	5	5	-	8	19	-	2	64	99	202
Total	1	42	5	5	20	39	59	16	197	338	722

¹Rice-growing regions of Rio Grande do Sul state as defined by IRGA (Instituto Riograndense do Arroz): CAM, Campanha; DC, Depressão central; FO, Fronteira oeste; PCE, Planície costeira externa; PCI, Planície costeira interna; SUL, Zona sul.

²Region and variety not sampled.

pattern of conidia insertion in the conidiophore, which is a key marker that allows to segregate the most commonly species of this genus found in rice in the region (Farias et al., 2011). Results were expressed as percentage of seed lots (pooled or by each level of a factor) exhibiting at least one infected seed (prevalence), and percentage of infected seeds in the lot by each species (incidence).

Data analysis

Descriptive statistics summarized prevalence and incidence data pooled and stratified by levels of factors (season, region and variety). Incidence data in the form of count of infected seeds in 200 seeds (the original data which was transformed to percent incidence) was fitted to theoretical distributions of Poisson and negative-binomial to detect randomness or over dispersion in the data, respectively. The distributions were compared and the one that best described the data was defined based on appraisal of cumulative distribution function plots and AIC (Akaike Information Criterion), a measure of the relative quality of a statistical model; the smaller the AIC, the better the fit.

Because normality in the distribution of *B. oryzae* incidence data could not be assumed, Kruskal Wallis, a

non-parametric version of a one-way ANOVA, was used to compare levels of factor independently. The varieties were combined into four groups as described previously. Factors for which their effect was significant, a post-hoc Mann-Whitney test with Bonferroni correction was used for pairwise comparison among levels of factors. Additionally, the association between prevalence and incidence was investigated. For such, datasets with pairs of prevalence-incidence data from regions where IRGA 424 and Puitá INTA CL varieties (the most sampled ones) had at least 10 seed lots were selected, totaling 24 datasets (13 from Puitá INTA CL and 11 from IRGA 424). Then, Kendall tau rank correlation coefficient, a non-parametric test, was used to measure the strength of relationship between prevalence and incidence because normality in the data could not be assumed. All statistical analyses and graphical work were conducted in R (The R Project for Statistical Computing).

RESULTS

Species identification and prevalence levels

Two species were accurately identified during the visual assessments of individual seeds: *B. oryzae*, the

most prevalent, detected in 62.5% of the seed lots and *B. cynodontis*, detected in 10.4% of the seed lots. The prevalence of these two species was affected by year, region and variety. The most noticeable differences in prevalence were found among regions and varieties, while being more similar among the years (54 to 58.3% for *B. oryzae* and 7.9 to 12.6% for *B. cynodontis*).

Among the regions, the lowest prevalence of *B. oryzae* (<41%) was found in the western regions of the state (FO and CAM), and highest prevalence levels (>75%) were found in the southeastern regions (PCI, PCE and SUL). An intermediate level of prevalence (63.2%) was found in the central region of the state (DC) (Table 2). *Bipolaris cynodontis* was more evenly distributed across the regions, with the lowest and the highest prevalence found in the FO region and at the SUL and DC regions, respectively (Table 2).

Bipolaris oryzae was detected in lots from all varieties and *B. cynodontis* was not found in the BRS Fronteira single lot and in the five lots of BRS7 Taim. The

highest prevalence of *B. oryzae* among the group of varieties was found in the 420s series of the IRGA varieties (75 to 91%). For the IRGA 400s series of varieties (IRGA 409 and IRGA 417), prevalence of *B. oryzae* was much lower (10 to 15%) and *B. cynodontis* was found in 5 to 10% of the seed lots (Table 2).

For the group comprising the Embrapa varieties, only BRS Querência had a more representative number of seed lots analyzed. In this, *B. oryzae* was found in 35.7% and *B. cynodontis* in 9.5% of 42 seed lots. For the only INTA variety (Puitá INTA CL), *B. oryzae* was found in around 50% of the seed lots and *B. cynodontis* in 6.5% of the seed lots (Table 2).

Incidence levels of *Bipolaris* species

The relatively low prevalence levels for some varieties, especially Puitá INTA CL, which contributed with almost half of total number of seed lots, indicated that the fungus was not detected in a good portion of seed lots (many zeros). Overall mean and median incidence across the 722

TABLE 2 - Summary statistics for prevalence (% of infected seed lots) and incidence (% of infected seeds in a seed lot) of species of the *Bipolaris* complex detected in rice seeds produced in Rio Grande do Sul state, Brazil. Mean values are shown for the data grouped by different factors.

Factor	N	Prevalence (%)		Incidence ¹ (%)							
		<i>Bory</i>	<i>Bcyn</i>	<i>Bory</i>				<i>Bcyn</i>			
				Mean	Med	Max	Var	Mean	Med	Max	Var
Growing season											
2008/09	246	68.3	12.6	6.13	1	81.5	138.13	0.08	0	1.5	0.05
2009/10	274	63.5	10.2	2.94	0.74	56.5	44.26	0.06	0	1.00	0.03
2010/11	202	54.0	7.9	3.70	0.5	37.5	51.53	0.04	0	1.00	0.03
Region²											
CAM	103	40.8	10.7	0.61	0	6.5	1.30	0.06	0	1	0.03
DC	57	63.2	15.8	5.65	1	56.5	141.88	0.09	0	1	0.05
FO	201	37.8	7.5	0.49	0	7.5	0.90	0.04	0	1	0.02
PCE	137	76.6	9.5	5.89	1.5	53.0	130.13	0.07	0	1.5	0.05
PCI	112	90.2	8.9	8.31	4.5	81.5	133.48	0.05	0	1.5	0.04
SUL	112	81.3	15.2	7.49	3	37.5	82.93	0.08	0	1	0.04
Variety											
BRS Fronteira	1	0.0	0.0	0.0	0.0	0	0	0.00	0	0	-
BRS Querência	42	35.7	9.5	0.4	0.0	8.5	1.77	0.05	0	0.5	0.02
BRS Sinuelo	5	60.0	20.0	0.6	0.5	1.5	0.43	0.10	0	0.5	0.05
BRS7 Taim	5	20.0	0.0	0.1	0	0.5	0.05	0.00	0	0	0.00
IRGA409	20	15.0	10.0	0.1	0	1	0.07	0.08	0	1	0.06
IRGA417	39	10.3	5.1	0.05	0	0.5	0.02	0.03	0	0.5	0.01
IRGA422CL	59	89.8	16.9	9.2	5	56.5	190.95	0.10	0	1.5	0.07
IRGA423	16	75.0	12.5	3.4	1.75	14.5	17.32	0.06	0	0.5	0.03
IRGA424	197	90.9	16.2	9.5	4.5	81.5	140.31	0.09	0	1.5	0.05
Puitá INTA CL	338	53.6	6.5	1.6	0.5	41.5	22.74	0.04	0	1	0.02
Overall	722	62.5	10.4	4.24	0.5	81.5	80	0.06	0	1.5	0.03

¹Percentage of infected seed in 200 seeds assayed using a standard seed-health blotter test. Data presented are the means, median (Med), maximum (Max) and variance (Var). The minimum value was zero for all situations.

²Rice-growing regions of Rio Grande do Sul state as defined by IRGA (Instituto Riograndense do Arroz): CAM, Campanha; DC, Depressão central; FO, Fronteira oeste; PCE, Planície costeira externa; PCI, Planície costeira interna; SUL, Zona sul.

seed lots was 5% and 0.5% for *B. oryzae* and 0.06 and zero for *B. cynodontis*, respectively. Moreover, overdispersion was suggested based on variances much larger than the mean incidences for many situations (Table 2) and on the visual appraisal of distribution plots for pooled incidence data of each species (Figure 2). The negative binomial distribution had a better fit (AIC = 4055.04) to the count of infested seeds than the Poisson distribution (AIC = 17095.71), which confirmed overdispersion in the incidence data.

The maximum *B. oryzae* incidence (81.5%) was found for an IRGA 424 grown at the PCI region during the 2008/09 season. However, maximum *B. cynodontis* incidence was relatively very low, 1.5% found in two IRGA varieties (422CL and 424) and so significance of the effect of factors was assessed only for *B. oryzae* incidence data.

The non-parametric test for the effect of factors showed effect of season [$\chi^2(2) = 13.01, P < 0.001$], group of varieties [$\chi^2(3) = 277.42, P < 0.001$] and production region [$\chi^2(5) = 213.74, P < 0.001$] in the incidence of *B. oryzae*. Significant differences by post-hoc tests among levels of factors are shown as different letters in Figure 2. Incidence of *B. oryzae* was higher in the 2009 year compared to the other two years (Figure 3A). Among the varieties, *B. oryzae* median incidence was highest (around 5%) for two 420 series IRGA varieties (422CL and 424) and lowest (<1.8%) for the other varieties (Figure 3B). Among the production regions, the highest incidence was found at PCI and SUL regions (Figure 3C), for which median incidence ranged from six to nine times higher than the pooled median (Table 2). The other four regions had median incidence values ranging from zero (FO and CAM) to 1.5% (PCE). Prevalence and incidence for the 24 datasets of the two most sampled varieties with at least 10 seed lots across the regions were highly associated based on the Kendall's rank correlation coefficient ($\tau = 0.7, p < 0.01$).

DISCUSSION

This was the most extensive survey in relation to the number of seedlots assessed for identification of *Bipolaris* species conducted in commercial fields during three consecutive seasons in Brazil. Because the dynamics and size of pathogenic population may be largely influenced by climate and crop/disease management practices, which vary considerably over years or decades, continuing and systematic surveys may provide useful risk information for decision-making (Savary et al., 2000). In this study *Bipolaris* fungi currently associated with commercial rice seed production were identified at the species level and important factors associated with infection risk based on their incidence levels were provided. *Bipolaris oryzae* was the main species of the *Bipolaris* complex associated with rice seeds grown under irrigated areas of Rio Grande do Sul state. The occurrence of *B. oryzae* in levels similar to those reported in the present study has been documented elsewhere. For instance, in India, *B. oryzae* was found in 58% of 287 seed lots analyzed and, for 73% of those lots, fungal incidence ranged from 1 to 10%, with a maximum incidence of 60% (Gopalkrishnan et al., 2010). In Bangladesh, *B. oryzae* was found in 41% of 17 rice varieties with a mean incidence of 4.5% (Ora et al., 2011).

Likewise, *B. cynodontis* was detected in seed lots from all production regions, but at much lower prevalence than *B. oryzae* and only at trace incidence levels. This prevalence was lower compared to a previous report of *B. cynodontis* (one quarter of 165 seed lots) in seed samples originated from the same production regions of the country (Farias et al., 2011). Commonly associated with the wild grass *Cynodon dactylon* (L.) and previously reported in *Oryza* sp. (Sivanesan, 1987), *B. cynodontis* was first reported in Brazil infecting black-oat seeds (Farias et al., 2005), later causing leaf spots in *Brachiaria brizantha* (Macedo & Barreto, 2007) and, more recently, in rice seeds grown in Rio Grande do Sul state (Farias et al., 2011).

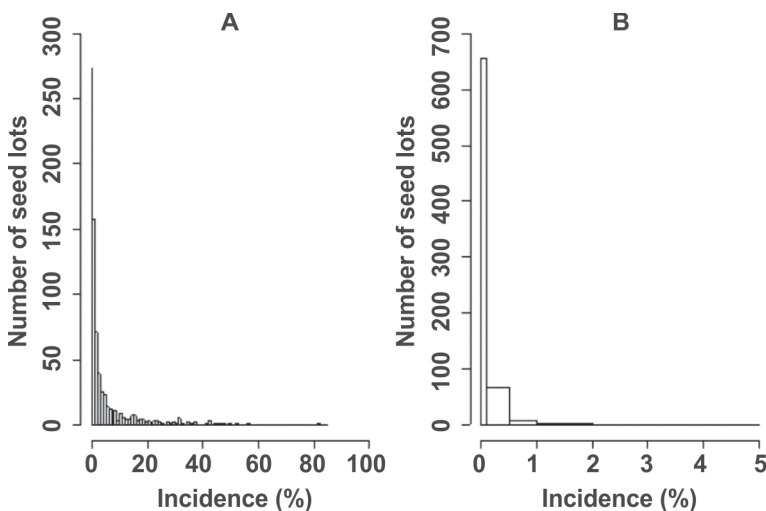


FIGURE 2 - Frequency distribution for incidence (percentage of infected seeds in 200 seeds) of *Bipolaris* species associated with rice seeds from a set of ten cultivars grown at the six rice-growing regions of Rio Grande do Sul State from 2008/09 to 2010/11. Note that length of x and y axis differs for each species. **A.** *Bipolaris oryzae*. **B.** *Bipolaris cynodontis*.

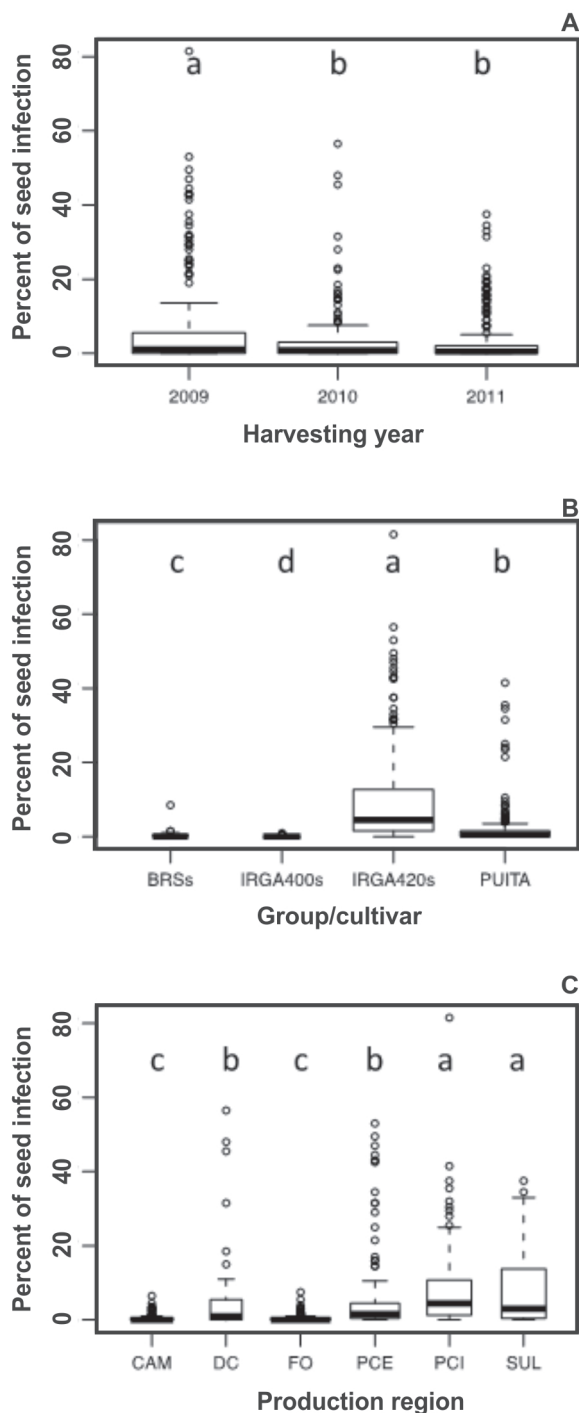


FIGURE 3 - Box-plots for the distribution of *Bipolaris oryzae* incidence (percent of seed infection) detected by a standard seed health blotter test for 722 lots of rice seeds produced in Rio Grande do Sul state, Brazil, by each level of factors: **A.** Growing season. **B.** Group of varieties. **C.** Production region. Box-plot width is relative to the number of samples. All factors had significant effect on fungal incidence based on a Kruskal Wallis non-parametric test ($P < 0.01$). Box-plots with a same letter means that levels did not differ from each other based on pair-wise comparisons using a Mann-Whitney test with Bonferroni correction.

Intriguingly, although a considerably high number of seed lots were inspected, *B. curvispora*, which has been found in 43% of 165 rice seed lots from the same regions in a previous survey (Farias et al., 2011), was not detected in this survey. *Bipolaris curvispora* has a very unique conidia shape and it would be less likely to be misidentified by an experienced analyst. Thus, it is hypothesized that this may be due to a relatively low mean incidence of the *Bipolaris* complex found in the present survey compared to the previous one (Farias et al., 2011).

Previous reports of *B. oryzae* mean incidence in the country were variable: 1.4% (Malavolta & Bedendo, 1999), 2.6% (Franco et al., 2001) and 9.3% (Farias et al., 2007). Such differences may be related to a combination of factors related to agronomic and environmental differences. In rice seeds grown in central Brazil, a two-year survey reported *B. oryzae* at incidence levels averaging 13.6% in the first year and only 1.6% in the second year across 22 rice varieties, suggesting a strong interannual variation (Malavolta et al., 2007).

Moreover, a considerably large number of seed lots analyzed in this study were originated from varieties exhibiting some level of resistance (e.g. Puitá INTA CL) and regions where environmental conditions may be less favorable for brown spot epidemics. Also, it cannot be disregarded the influence of best management practices adopted by IRGA-certified seed growers, which may have contributed to an improved overall seed health (C.R.J. Farias, *unpublished*), especially with the increase usage of fungicides known to suppress foliar epidemics of brown spot, compared to previous years (Ottoni et al., 2000). Information on the fungicides used in the fields from which the samples were originated was not available, but fungicide spray is a recommended practice for seed-growers in southern Brazil to protect rice seeds against a complex of diseases, including brown spot (Anonymous, 2012).

The rice variety and the production region affected the incidence levels at a greater extent than the season. IRGA 424 exhibited consistently higher incidence of *B. oryzae* than the other varieties regardless of the region and season. A previous study reported differences among ten rice varieties in a six-year survey (1993-1998) in the same regions, with the highest incidences reported for El Passo 144, IRGA 410 and IRGA 412 (5.8 to 7.1%) (Franco et al., 2001). On the other hand, the most sampled variety in this survey, Puitá INTA CL, exhibited consistently a low incidence of the fungus, suggesting host resistance effect. Interestingly, Puitá INTA CL is susceptible to dominant populations of *Magnaporthe oryzae* that causes rice blast in the region and IRGA 424 carry resistant genes that are still effective against rice blast pathogen populations based on recent survey (E.M. Del Ponte et al., *unpublished*). Hence, the trade-off for growing a variety that is less susceptible to brown spot is its susceptibility to rice blast, a disease that may be more devastating than brown spot and difficult to control.

It was shown that risk of *B. oryzae* seedborne infection was strongly affected by production region. The

western regions of the state should be preferred to grow seeds with lower risk of *Bipolaris* infection. This is in agreement with a previous survey that showed the rice seeds from western region showed lower incidence (10%) compared to the other regions (15 to 70%) (Farias et al., 2007). Climatic conditions differ across the six rice production regions of the state during the growing season, especially with regards to seasonal rainfall that increases from western to eastern regions of the state (Steinmetz, 2004). Moreover, soils from the eastern regions of the state are less fertile than those from western regions, which are known to favor the occurrence of rice brown spot (Mew & Gonzales, 2002).

The heterogeneity of the incidence data of *B. oryzae* for most datasets may be due to the differences in varieties, planting dates, weather conditions within a same region. The heterogeneity was depicted by variances higher than the mean incidences and the negative binomial model capturing the observed heterogeneity in the count data. This is in agreement with previous modeling that showed better fit of the negative binomial (for count data) or the beta-binomial (for incidence) models to fungal incidence datasets (Infantino et al., 2012). The significant relationship between prevalence and incidence is in agreement with a previous study with *Fusarium* spp. associated with wheat in Italy (Infantino et al., 2012). This suggests a hierarchical structure in which high number of infected fields (high prevalence) in a region is associated with high levels of incidence in the field.

The production of seeds with improved health quality is key for an integrated disease management and research has focused on the development of accurate and time-effective detection methods (Munkvold, 2009) as well as the establishment of inoculum thresholds. For *B. oryzae*, for example, a 5% incidence has been proposed as inoculum threshold for rice seeds produced in Brazil (Machado & Pozza, 2005). Data from the present study showed that 570 seed lots (79% of the total) had incidence of *B. oryzae* lower than the proposed 5% threshold. Thus, we can conclude that rice seeds produced in Rio Grande do Sul State by IRGA-certified growers showed an overall good health quality with regards to *B. oryzae*, which is the main species associated with rice seeds. Moreover, improved quality may be obtained with growing less susceptible rice varieties at low-risk regions combined with integrated management practices.

ACKNOWLEDGEMENTS

This research was financially supported by Conselho Nacional de Desenvolvimento Científico e Tecnológico - CNPq (Ed. 42/2008), and Coordenação de Aperfeiçoamento de Pessoal de Nível Superior - CAPES (graduate fellowship to the first author). The authors are thankful to José M.C.R. Guma (Instituto Riograndense do Arroz) for helping to collect and track information on seed samples.

REFERENCES

- Aluko MO (1975) Crop losses caused by the brown leaf spot disease of rice in Nigeria. *Plant Disease Reporter* 59:609-613.
- Anonymous (2012) Arroz irrigado: recomendações técnicas da pesquisa para o Sul do Brasil. Reunião Técnica da Cultura do Arroz Irrigado. Itajaí, SC. Sociedade Sul-Brasileira de Arroz Irrigado.
- Archana B, Prakash HS (2013) Survey of seed-borne fungi associated with rice seeds in India. *International Journal of Research in Pure and Applied Microbiology* 3:25-29.
- Barnwal MK, Kotasthane A, Magculia N, Mukherjee PK, Savary S, Sharma AK, Singh HB, Singh US, Sparks AH, Variar M, Zaidi N (2013) A review on crop losses, epidemiology and disease management of rice brown spot to identify research priorities and knowledge gaps. *European Journal of Plant Pathology* 136:443-457.
- Brasil (2009) Regras para Análise de Sementes. 1ª ed. Brasília, DF. Secretaria de Defesa Agropecuária, Ministério da Agricultura. p. 339.
- Cunha KC, Sutton DA, Fothergill AW, Cano J, Gené J, Madrid H, De Hoog S, Crous PW, Guarro J (2012) Diversity of *Bipolaris* species in clinical samples in the United States and their antifungal susceptibility profiles. *Journal of Clinical Microbiology* 50:4061-4066.
- Dallagnol LJ, Navarini L, Balardin RS, Gosenheimer A, Maffini AA (2006) Dano das doenças foliares na cultura do arroz irrigado e eficiência de controle dos fungicidas. *Revista Brasileira de Agrociência* 12:313-318.
- Dallagnol LJ, Rodrigues FA, Mielli MVB, Ma JF, Datnoff LE (2009) Defective active silicon uptake affects some components of rice resistance to brown spot. *Phytopathology* 99:116-121.
- Dallagnol LJ, Rodrigues FA, Mielli MVB (2013) Silicon improves the emergence and sanity of rice seedlings obtained from seeds infected with *Bipolaris oryzae*. *Tropical Plant Pathology* 38:478-484.
- Datnoff LE, Snyder GH, Deren CW (1992) Influence of silicon fertilizer grades on blast and brown spot development and on rice yields. *Plant Disease* 76:1011-1013.
- Farias CRJ, Del Ponte EMD, Lucca-Filho OA, Pierobom CA (2005) Fungos causadores de helmintosporiose associados às sementes de aveia preta (*Avena Strigosa*, Schreb). *Revista Brasileira de Agrociência* 11:57-61.
- Farias CRJ, Afonso AP, Branco MF, Pierobom CR (2007) Incidência de fungos associados a sementes de arroz em seis regiões produtoras do Rio Grande do Sul. *Revista Brasileira de Agrociência* 13:487-490.
- Farias CRJ, Afonso AP, Pierobom CR, Del Ponte E (2011) Regional survey and identification of *Bipolaris* spp. associated with rice seeds in Rio Grande do Sul State, Brazil. *Ciência Rural* 41:369-372.
- Franco DF, Ribeiro AS, Nunes CD, Ferreira E (2001) Fungos associados a sementes de arroz irrigado no Rio Grande do Sul. *Revista Brasileira de Agrociência* 7:235-236.
- Gopalakrishnan C, Kamalakannan A, Valluvaparidasan V (2010) Survey of seed-borne fungi associated with rice seeds in Tamil Nadu, India. *Libyan Agriculture Research Center Journal*

International 1:307-309.

Infantino A, Santori A, Shah DA (2012) Community structure of the *Fusarium* complex on wheat seed in Italy. *European Journal of Plant Pathology* 132:499-510.

Lee FN (1992) Brown spot. In: Webster RK, Gunnell PS (Eds.) *Compendium of Rice Diseases*. St Paul, MN, USA. APS Press. pp. 14-17.

Ludwig J, Moura AB, Santos AS, Ribeiro AS (2009) Microbiolização de sementes para o controle da mancha-parda e da escaudadura em arroz irrigado. *Tropical Plant Pathology* 34:322-328.

Macedo D, Barreto RW (2007) First report of leaf blight of *Brachiaria brizantha* in Brazil caused by *Bipolaris cynodontis*. *Plant Pathology* 56:1041.

Machado JC, Pozza EA (2005) Razões e procedimentos para o estabelecimento de padrões de tolerância a patógenos em sementes. In: Zambolim L (Eds.) *Sementes: qualidade fitossanitária*. Viçosa, MG. Editora UFV. pp. 375-398.

Malavolta VMA, Bedendo IP (1999) Resistência de cultivares de arroz a manchas de grãos causadas pelos fungos *Bipolaris oryzae*, *Microdochium oryzae* e *Phoma sorghina*. *Summa Phytopathologica* 25:313-318.

Malavolta VMA, Parisi JJD, Takada HM, Martins M (2002) Efeito de diferentes níveis de incidência de *Bipolaris oryzae* em sementes de arroz sobre aspectos fisiológicos, transmissão do patógeno às plântulas e produção. *Summa Phytopathologica* 28:336-340.

Malavolta VMA, Soligo EA, Dias DD, Azzini LE, Bastos CR (2007) Incidência de fungos e quantificação de danos em sementes de genótipos de arroz. *Summa Phytopathologica* 33:280-286.

Marchetti MA, Petersen HD (1984) The role of *Bipolaris oryzae* in floral abortion and kernel discoloration in rice. *Plant Disease* 68:288-291.

Mathur PCSB, Neergard P (1973) Identification of seed-borne *Drechslera* species. *Friesia* 10:165-207.

Mew TW, Gonzales P (2002) A handbook of rice seed borne fungi. Los Baños, The Philippines. International Rice Research Institute/ Science Publishers. p. 83.

Motlagh MR, Kaviani B (2008) Characterization of new *Bipolaris* spp.: the causal agent of rice brown spot disease in the North of Iran. *International Journal of Agriculture and Biology* 10:638-642.

Munkvold GP (2009) Seed pathology progress in academia and industry. *Annual Review of Phytopathology* 47:285-311.

Nghiep HV, Gaur A (2004) Role of *Bipolaris oryzae* in producing abnormal seedling of rice (*Oryza sativa*). *Omonrice* 12:102-108.

Ora AN, Faruq MT, Islam N (2011) Detection and identification of seed borne pathogens from some cultivated hybrid rice varieties in Bangladesh. *Middle-East Journal of Scientific Research* 10:482-488.

Otoni G, Oliveira WF, Silva AL, Albernaz KC, Silva EG, Cardoso E, Guicherit E (2000) Avaliação da eficiência de fungicidas para o controle de *Bipolaris oryzae* em arroz. *Pesquisa Agropecuária Tropical* 30:12-17.

Ou SH (1985) *Rice diseases*. 2nd ed. Kew, Surrey, UK. CAB International Mycological Institute.

Prabhu AS, Lopes AM, Zimmermann FJP (1980) Infecção da folha e do grão de arroz por *Helminthosporium oryzae* e seus efeitos sobre os componentes de produção. *Pesquisa Agropecuária Brasileira* 15:183-189.

Prabhu AS, Vieira NRA (1989) Sementes de arroz infectadas por *Drechslera oryzae*: germinação, transmissão e controle. *Boletim de Pesquisa e Desenvolvimento* n° 7. Goiânia, GO. Embrapa.

Santos GR, Santiago CM, Marra BM, Didonet J, Pelúzio JM (2005) Efeito da aplicação de fungicidas sobre o controle das principais doenças e produtividade do arroz irrigado e de terras altas. *Agropecuária Técnica* 26:44-50.

Savary S, Willocquet L, Elazegui FA, Castilla N, Teng PS (2000) Rice pest constraints in tropical Asia: quantification of yield losses due to rice pests in a range of production situations. *Plant Disease* 84:357-369.

Sivanesan A (1987) Graminicolous species of *Bipolaris*, *Curvularia*, *Drechslera*, *Exserohilum* and their teleomorphs. Wallingford, UK. CAB International Mycological Institute.

Steinmetz S (2004) Influência do clima na cultura do arroz irrigado no Rio Grande do Sul. In: Gomes AS, Magalhães-Júnior AM (Eds.) *Arroz irrigado no Sul do Brasil*. Brasília, DF. Embrapa Informação Tecnológica. pp.45-74.

Toledo J, Rojas I, Aparicio L (2006) Transmisión y control de *Bipolaris oryzae*, *Gelachia oryzae* y *Alternaria padwickii* em semillas de arroz producidas en Santa Cruz, Bolivia. *Fitopatologia Brasileira* 31:S132.

Zanão-Júnior LA, Rodrigues FA, Fontes RLF, Korndörfer GH, Neves JCL (2009) Rice resistance to brown spot mediated by silicon and its interaction with manganese. *Journal of Phytopathology* 157:73-78.

TPP-2014-0023

Submitted: 6 February 2014

Revisions requested: 23 April 2014

Accepted: 30 April 2014

Section Editor: Adalberto C. Cafê Filho